Sequence Report

Audio precision

Pre-Sequence Inputs:

ID:

Summary

SIG 1 - Scope Views (44.1khz)	
1khz Tone View	PASSED
15khz Tone View	PASSED
-90.31dBFS 1khz sine	PASSED
Phase	PASSED
Filter Ultrasonic Attenuation	PASSED
20hz-90khz Noise RMS Level	PASSED
SIG 2 - Main Measurements (44.1khz)	
Output Level (Vrms)	PASSED
Frequency Response (Audible Band)	PASSED
20hz-20khz Noise RMS Level	PASSED
Idle Noise FFT	PASSED
1khz FFT (0dbfs)	PASSED
1khz FFT (-3dbfs)	PASSED
50khz FFT (0dbfs)	PASSED
50hz FFT (-3dbfs)	PASSED
Effective Number of Bits 0dbfs	PASSED
Effective Number of Bits -3dbfs	PASSED
THD+N 0dbfs	PASSED
THD+N -3dbfs	PASSED
THD+N/Frequency	PASSED
Dynamic Range - AES17	PASSED
Signal to Noise Ratio	PASSED
IMD (SMPTE)	PASSED
50hz/7khz IMD SMPTE FFT	PASSED
IMD Level Sweep (SMPTE)	PASSED
Linearity	PASSED
Linearity (No Bandpass)	PASSED
Crosstalk Sweep, One Channel Driven	PASSED
DC Offset (active)	PASSED
DC Offset (idle)	PASSED

SIG 3 - 44.1khz Jitter	
44.1khz J-Test (Jitter)	PASSED
SIG 4 - 48khz Jitter	
48khz J-Test (Jitter)	PASSED
SIG 4 - Multitone and bandwidth (192khz)	
Multitone Analyzer	PASSED
90khz Bandwidth	PASSED
SIG 5 - Impulse Response and wideband view	
Wideband idle noise	PASSED
1khz 0dbfs wideband	PASSED
1khz -3dbfs wideband	PASSED
Sequence Result:	
Sequence Result:	PASSED

SIG 1 - Scope Views (44.1khz) : Signal Path Setup

Output Connector:	Digital Unbalanced
Output Sample Rate:	44.1000 kHz
Output Bit Depth:	24
Dither:	Enabled
Output Mode:	Consumer
Status Bits:	Auto (Consumer)
Auto Range:	Enabled
Output EQ:	None
Input 1:	Analog Unbalanced
Input Bandwidth:	AC (<10 Hz) - 90k (192 kHz SR)
Input EQ:	None
Channels:	2
Termination:	100 kohm
High Performance Sine Analyzer:	Disabled
Input 2:	None
Device Delay:	0.000 s
• References	
dBr G:	-20.000 dBFS
Shared Frequency Reference:	1.00000 kHz
Analog Input	
dBrA:	2.204 Vrms
dBrB:	2.204 Vrms
dBrA Offset:	0.000 dB
dBrB Offset:	3.000 dB
dBSPL1:	2.204 Vrms
dBSPL2:	10.00 mVrms
dBSPL1 Calibrator Level:	25.000 dBSPL
dBSPL2 Calibrator Level:	94.000 dBSPL
dBm (Input Power):	600.0 ohm

W(watts) (Input Power):	8.000 ohm
• DCX	
DCX is not detected.	
• Clocks	
Output Rate:	Track Output SR
Sync Out Level:	3.300 V
Sync Out Polarity:	Normal
Timebase Reference:	Internal
Jitter:	Disabled
• Triggers	
Source:	Off
Input Logic Level:	3.300 V
Edge:	Rising

Sequence Report

Audio precision

SIG 1 - Scope Views (44.1khz) : 1khz Tone View

Waveform:	Sine
Generator Level:	-3.000 dBFS
DC Offset:	0.000 D
Frequency:	1.00000 kHz
Secondary Source:	None
Measured 1	12/07/2021 16:56:37
Acquisition Type:	Auto
Trigger:	Free Run
Delay Time:	250.0 ms
Input Bandwidth:	Use Signal Path
FFT Length:	256K
Averaging:	Power
Averages:	1
Window:	AP-Equiripple
Record Acquisition:	False
Recording Type:	Multiple Mono PCM (.wav)

Scope (12/07/2021 16:56:37.629)

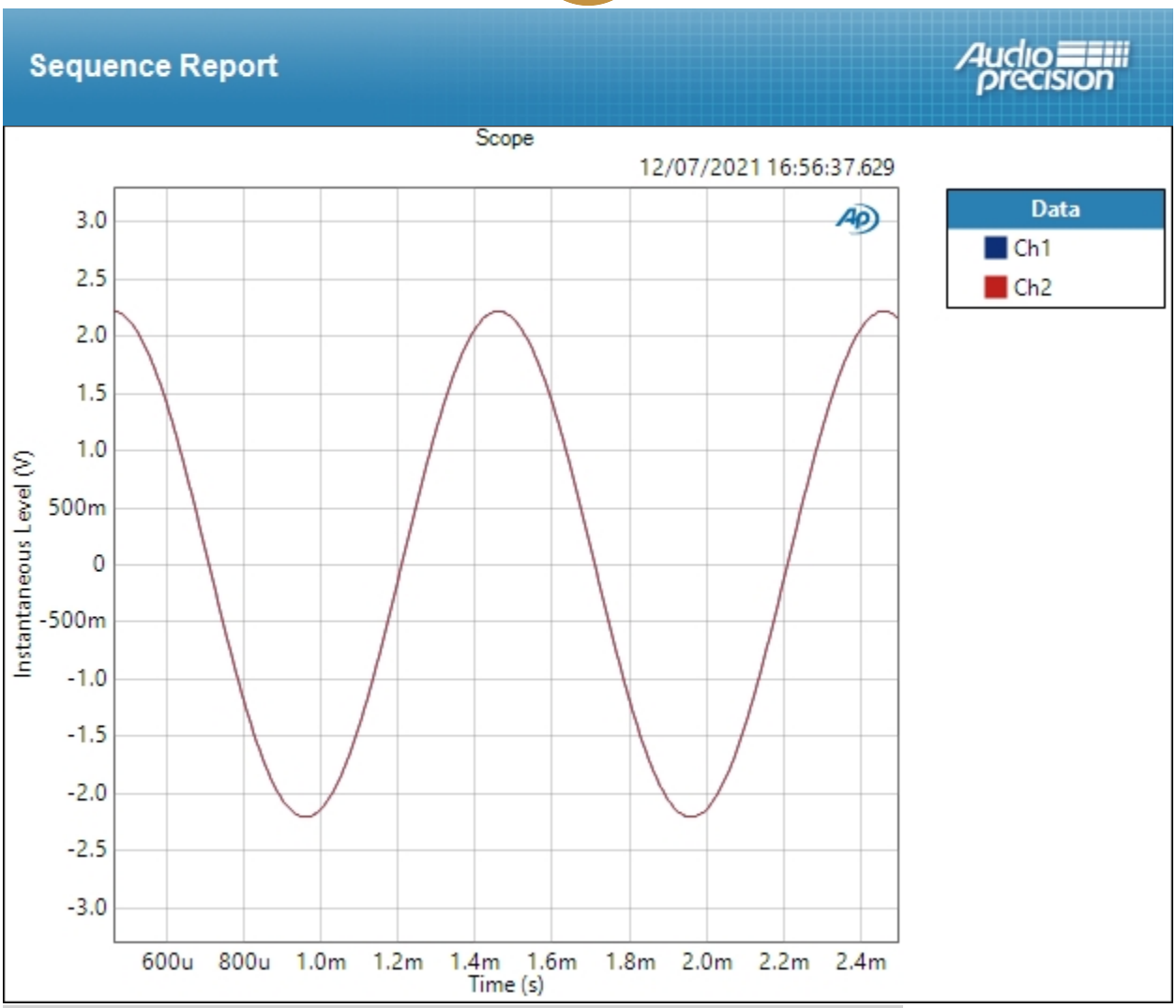

Scope Parameters

Interpolated: On

Result: PASSED

Sequence Report

Audio precision

SIG 1 - Scope Views (44.1khz) : 15khz Tone View

Waveform:	Sine
Generator Level:	-3.000 dBFS
DC Offset:	0.000 D
Frequency:	15.0000 kHz
Secondary Source:	None
Measured 1	12/07/2021 16:56:47
Acquisition Type:	Auto
Trigger:	Free Run
Delay Time:	250.0 ms
Input Bandwidth:	Use Signal Path
FFT Length:	256K
Averaging:	Power
Averages:	1
Window:	AP-Equiripple
Record Acquisition:	False
Recording Type:	Multiple Mono PCM (.wav)

Scope (12/07/2021 16:56:47.820)

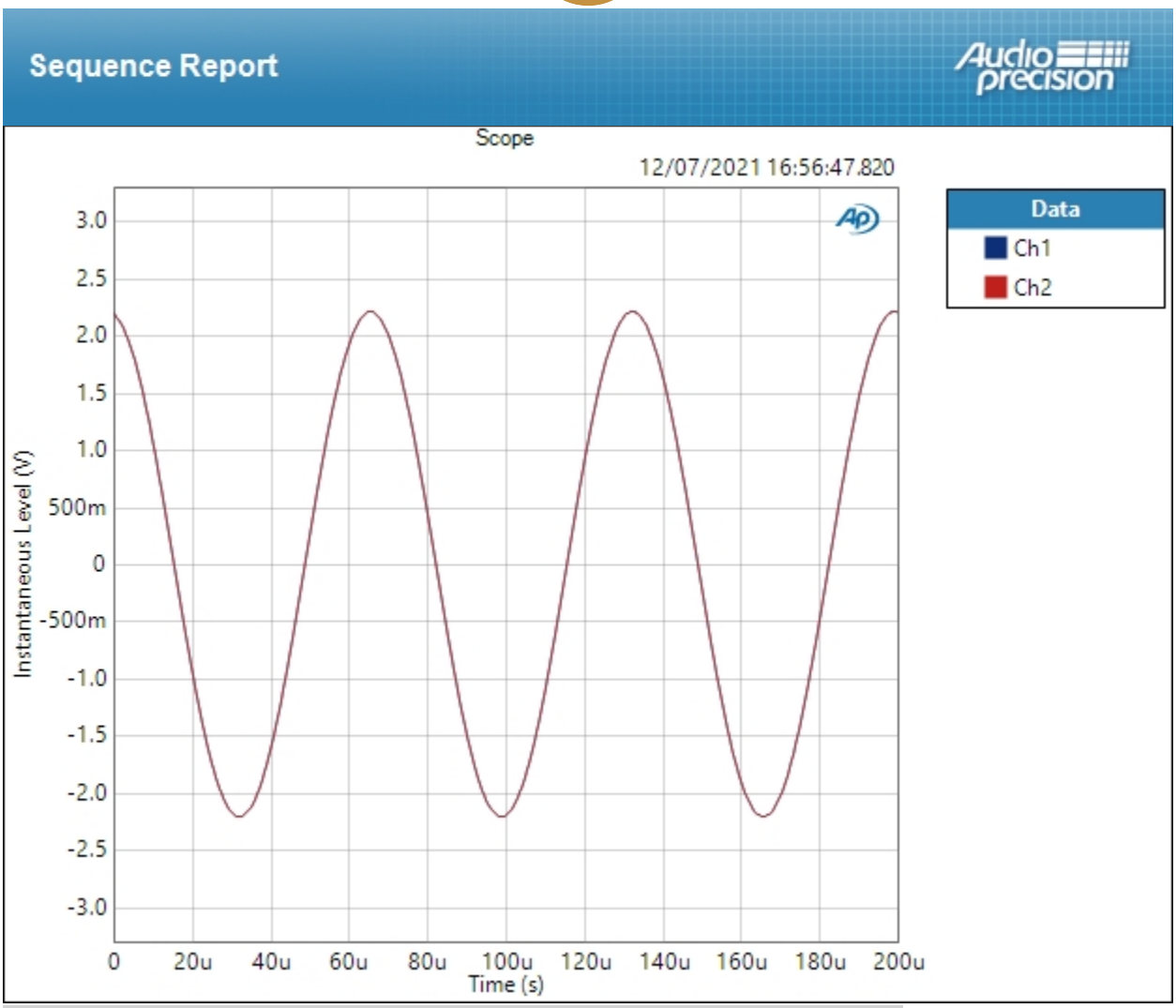

Scope Parameters

Interpolated: On

Result: PASSED

Sequence Report

Audio precision

SIG 1 - Scope Views (44.1khz) : -90.31dBFS 1khz sine

Waveform:	Sine
Generator Level:	-90.310 dBFS
DC Offset:	0.000 D
Frequency:	1.00000 kHz
Secondary Source:	None
Measured 1	12/07/2021 16:56:57
Acquisition Type:	Auto
Trigger:	Free Run
Delay Time:	250.0 ms
Input Bandwidth:	Use Signal Path
FFT Length:	256K
Averaging:	Power
Averages:	1
Window:	AP-Equiripple
Record Acquisition:	False
Recording Type:	Multiple Mono PCM (.wav)

Scope (12/07/2021 16:56:57.637)

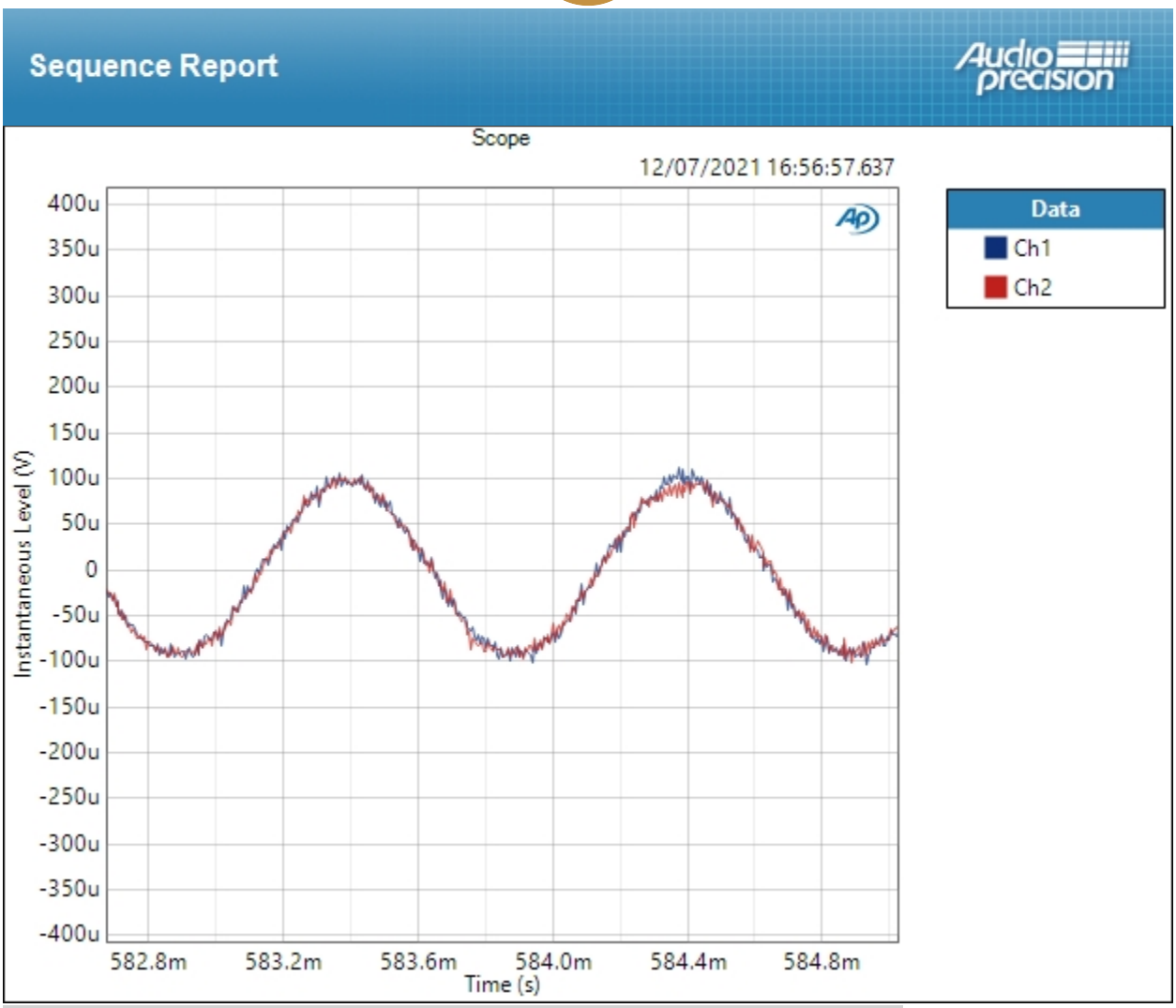

Scope Parameters

Interpolated: On

Result: PASSED

Sequence Report

Audio precision

SIG 1 - Scope Views (44.1khz) : Phase

Waveform:	Sine
Generator Level:	-3.000 dBFS
DC Offset:	0.000 D
EQ:	None
Start Frequency:	22.0059 kHz
Stop Frequency:	20.0000 Hz
Step Type:	Logarithmic
Number of Points:	64
High-pass Filter:	Elliptic
High-pass Frequency:	20 Hz
Low-pass Filter:	Signal Path
Weighting Filter:	Signal Path
Phase Ref Channel:	Ch1
Measured 1	12/07/2021 16:57:57

Phase (12/07/2021 16:57:57.486)

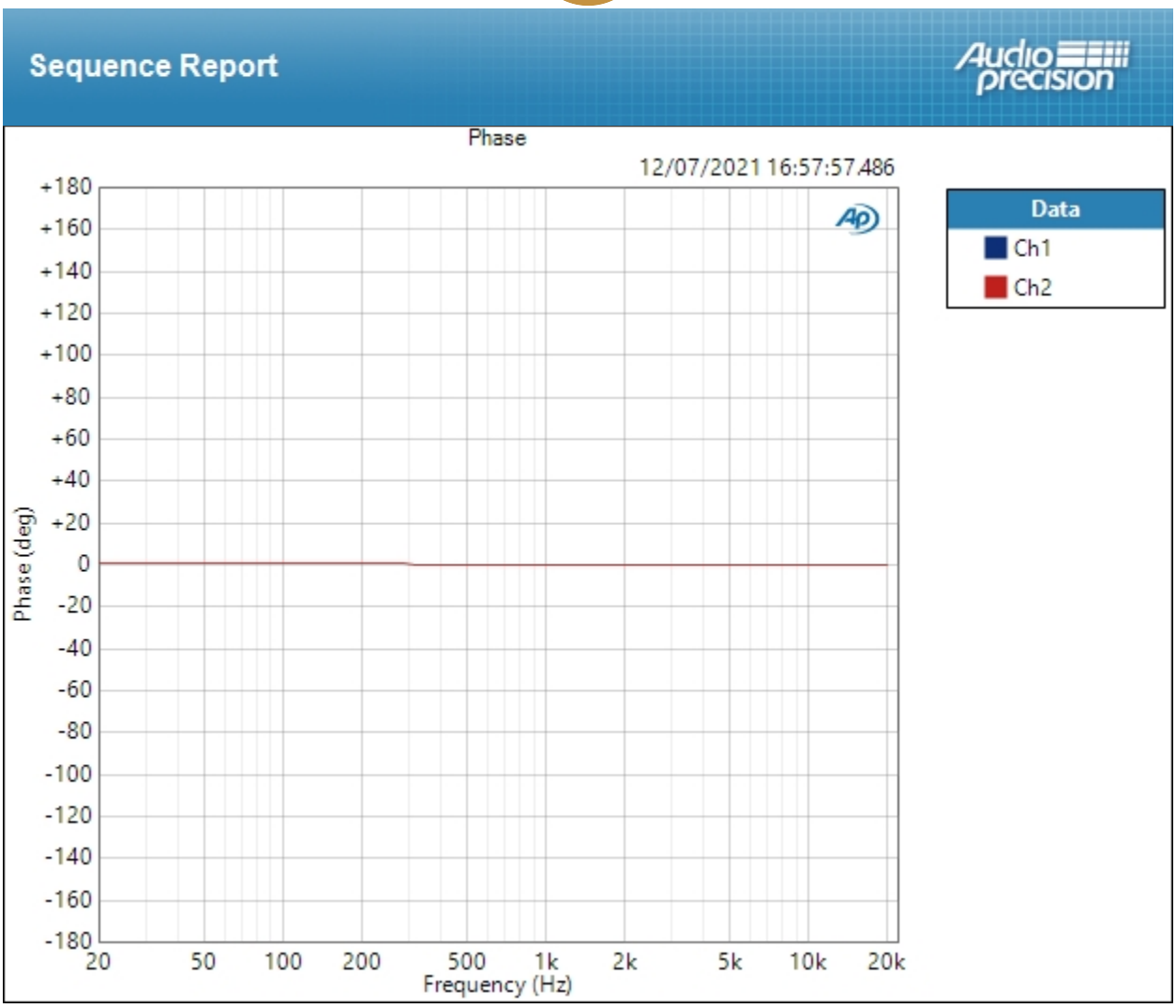

Result: PASSED

Sequence Report

SIG 1 - Scope Views (44.1khz) : Filter Ultrasonic Attenuation

Waveform:	Noise
Generator Level:	-3.000 dBFS
DC Offset:	0.000 D
Noise Shape:	White
Secondary Source:	None
Measured 1	12/07/2021 17:04:11
Acquisition Type:	Auto
Trigger:	Free Run
Delay Time:	500.0 ms
Input Bandwidth:	Use Signal Path
FFT Length:	1.2M
Averaging:	Power
Averages:	50
Window:	AP-Equiripple
Record Acquisition:	False
Recording Type:	Multiple Mono PCM (.wav)

FFT Spectrum (12/07/2021 17:04:11.734)

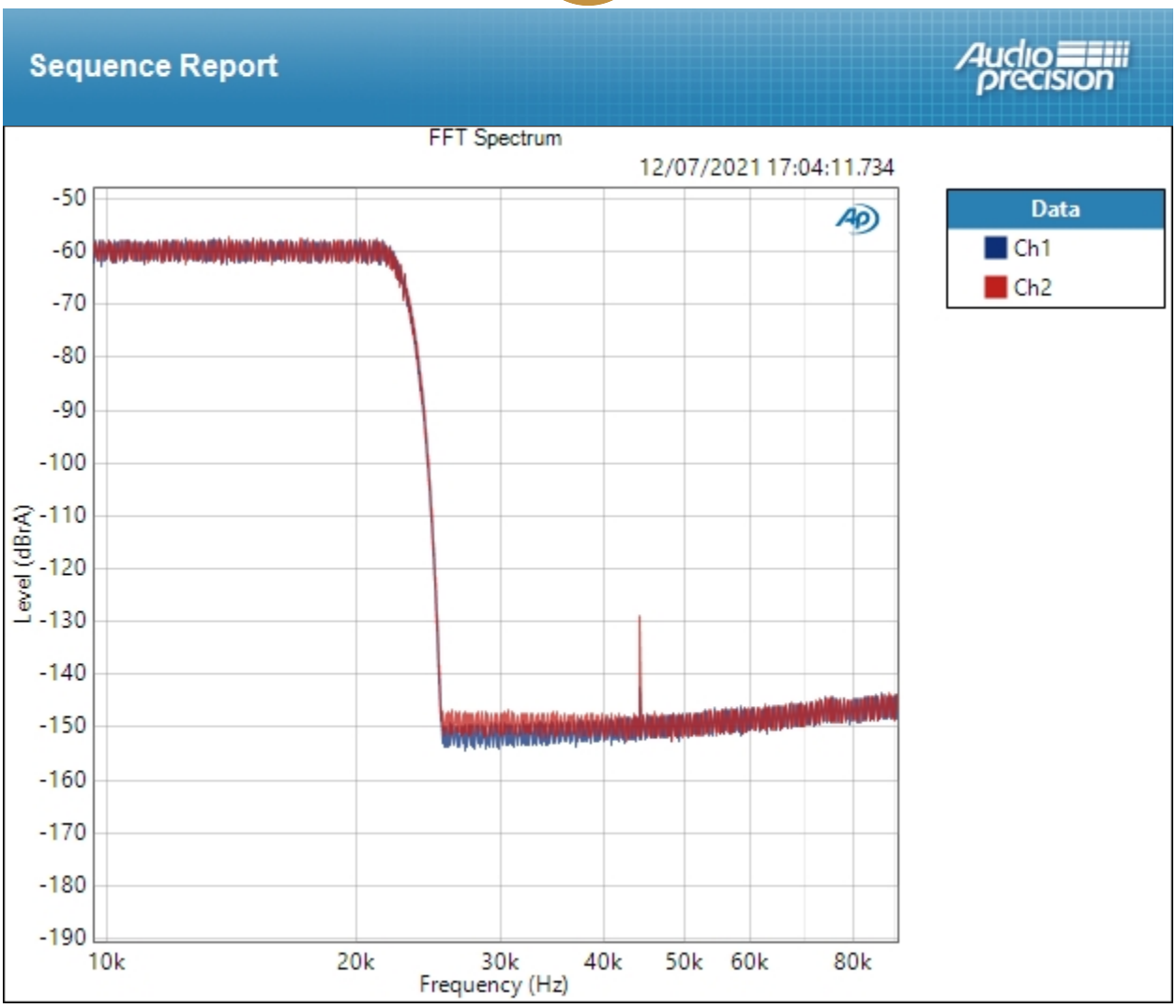

Result: PASSED

Sequence Report

SIG 1 - Scope Views (44.1khz) : 20hz-90khz Noise RMS Level

Waveform:	None
High-pass Filter:	Elliptic
High-pass Frequency:	20 Hz
Low-pass Filter:	Signal Path
Weighting Filter:	Signal Path
Acquisition Time:	250.0 ms
Delay Time:	300.0 ms

Noise Level (12/07/2021 17:04:13.508)

Ch1 4.028 uVrms

Ch2 4.342 uVrms

SIG 2 - Main Measurements (44.1khz) : Signal Path Setup

Output Connector:	Digital Unbalanced
Output Sample Rate:	44.1000 kHz
Output Bit Depth:	24
Dither:	Enabled
Output Mode:	Consumer
Status Bits:	Auto (Consumer)
Auto Range:	Enabled
Output EQ:	None
Input 1:	Analog Unbalanced
Input Bandwidth:	AC (<10 Hz) - AES17 (20 kHz)
Input EQ:	None
Channels:	2
Termination:	100 kohm
High Performance Sine Analyzer:	Enabled
Input 2:	None
Device Delay:	0.000 s
• References	
dBr G:	-20.000 dBFS
Shared Frequency Reference:	1.00000 kHz
Analog Input	
dBrA:	2.204 Vrms
dBrB:	2.204 Vrms
dBrA Offset:	0.000 dB
dBrB Offset:	3.000 dB
dBSPL1:	2.204 Vrms
dBSPL2:	10.00 mVrms
dBSPL1 Calibrator Level:	25.000 dBSPL
dBSPL2 Calibrator Level:	94.000 dBSPL
dBm (Input Power):	600.0 ohm
W(watts) (Input Power):	8.000 ohm

• DCX

DCX is not detected.

• Clocks

Output Rate:	Track Output SR
Sync Out Level:	3.300 V
Sync Out Polarity:	Normal
Timebase Reference:	Internal
Jitter:	Disabled

• Triggers

Source:	Off
Input Logic Level:	3.300 V
Edge:	Rising

SIG 2 - Main Measurements (44.1khz) : Output Level (Vrms)

Waveform:	Sine
Generator Level:	-0.000 dBFS
DC Offset:	0.000 D
Frequency:	1.00000 kHz
Low-pass Filter:	Signal Path

RMS Level (12/07/2021 17:04:18.122)

Ch1 2.203 Vrms

Ch2 2.202 Vrms

Sequence Report

SIG 2 - Main Measurements (44.1khz) : Frequency Response (Audible Band)

Start Frequency:	20.0000 Hz
Stop Frequency:	22.0500 kHz
Generator Level:	-3.000 dBFS
DC Offset:	0.000 D
EQ:	None
Pre-Sweep:	250.0 ms
Sweep:	5.000 s
Extend Acquisition By:	50.00 ms
Secondary Source:	None
Measured 1	12/07/2021 17:04:31

RMS Level (12/07/2021 17:04:31.458)

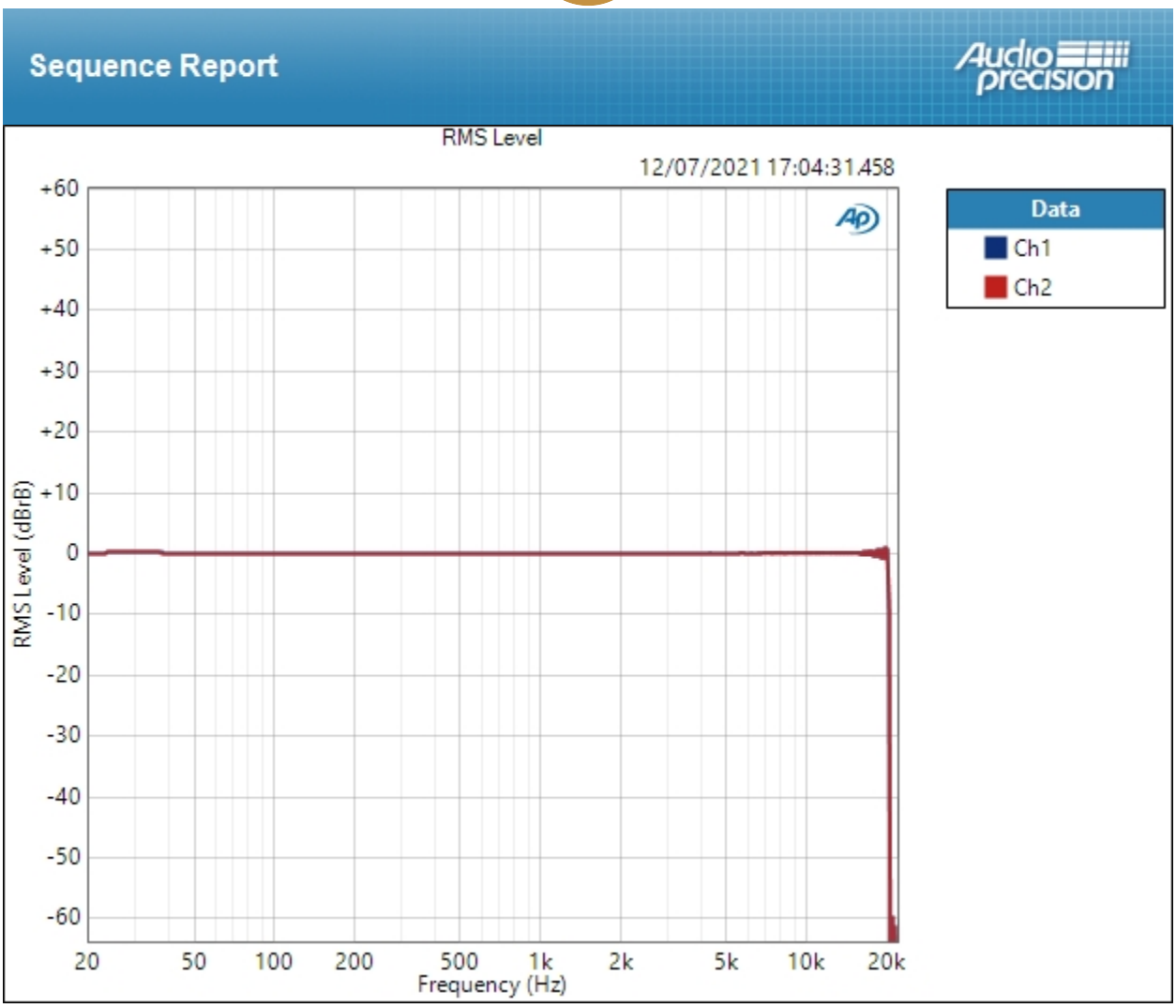

Result: PASSED

Deviation (20.0000 Hz - 4.00000 kHz) (12/07/2021 17:04:31.458)

Ch1 ±0.097 dB

Ch2 ±0.097 dB

Deviation (20.0000 Hz - 4.00000 kHz) Parameters

Min: 20.0000 Hz

Max: 4.00000 kHz

Sequence Report

Audio precision

SIG 2 - Main Measurements (44.1khz) : 20hz-20khz Noise RMS Level

Waveform:	None
High-pass Filter:	Elliptic
High-pass Frequency:	20 Hz
Low-pass Filter:	Elliptic
Low-pass Frequency:	20 kHz
Weighting Filter:	Signal Path
Acquisition Time:	250.0 ms
Delay Time:	300.0 ms

Noise Level (12/07/2021 17:04:36.039)

Ch1 1.669 uVrms

Ch2 2.179 uVrms

Sequence Report

SIG 2 - Main Measurements (44.1khz) : Idle Noise FFT

Waveform:	Sine
Generator Level:	-∞ dBFS
DC Offset:	0.000 D
Frequency:	1.00000 kHz
Secondary Source:	None
Measured 1	12/07/2021 17:05:02
Acquisition Type:	Auto
Trigger:	Free Run
Delay Time:	500.0 ms
Input Bandwidth:	Use Signal Path
FFT Length:	256K
Averaging:	Power
Averages:	4
Window:	AP-Equiripple
Record Acquisition:	False
Recording Type:	Multiple Mono PCM (.wav)

FFT Spectrum (12/07/2021 17:05:02.513)

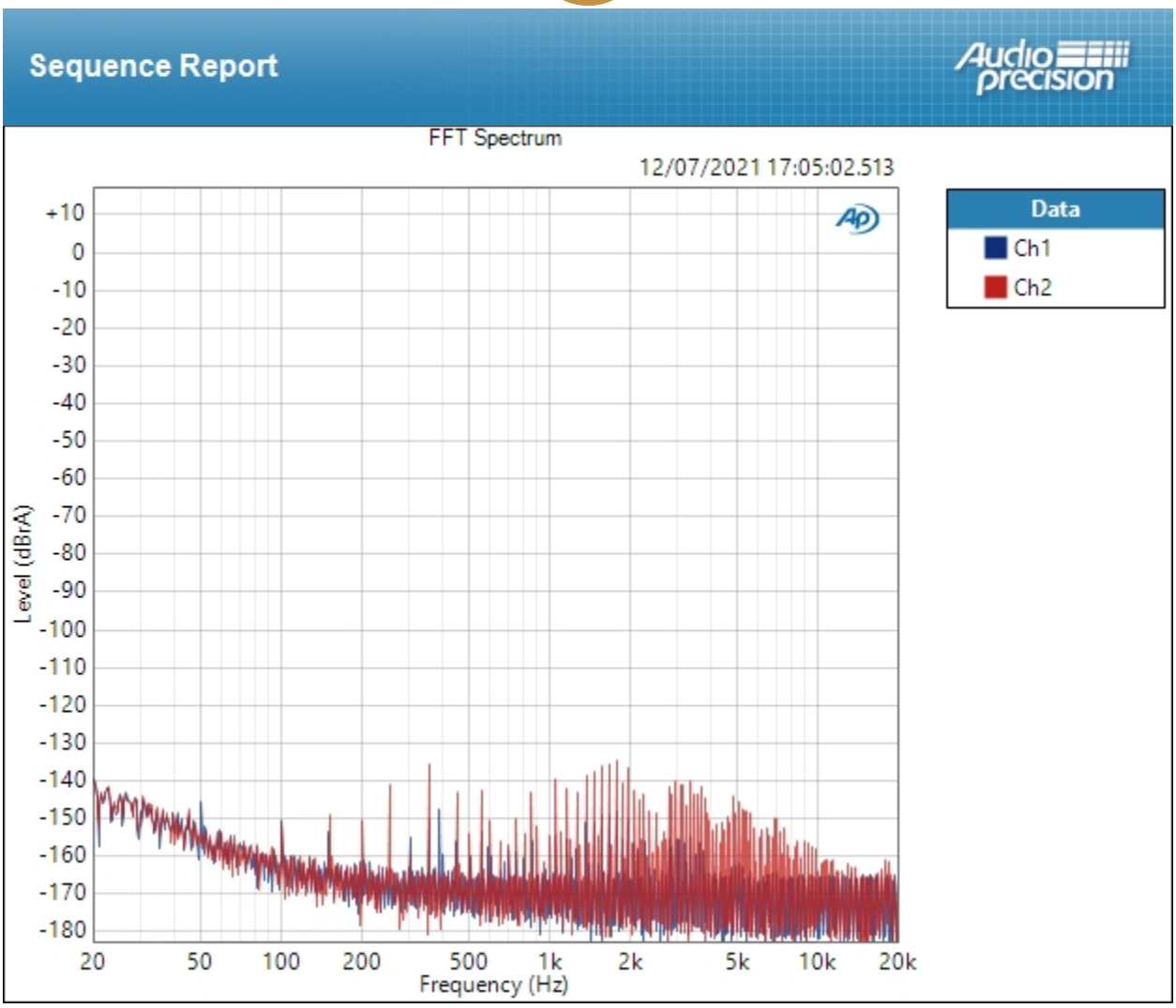

Result: PASSED

Sequence Report

Audio precision

SIG 2 - Main Measurements (44.1khz) : 1khz FFT (0dbfs)

Waveform:	Sine
Generator Level:	-0.000 dBFS
DC Offset:	0.000 D
Frequency:	1.00000 kHz
Secondary Source:	None
Measured 1	12/07/2021 17:05:30
Acquisition Type:	Auto
Trigger:	Free Run
Delay Time:	500.0 ms
Input Bandwidth:	Use Signal Path
FFT Length:	256K
Averaging:	Power
Averages:	4
Window:	AP-Equiripple
Record Acquisition:	False
Recording Type:	Multiple Mono PCM (.wav)

FFT Spectrum (12/07/2021 17:05:30.060)

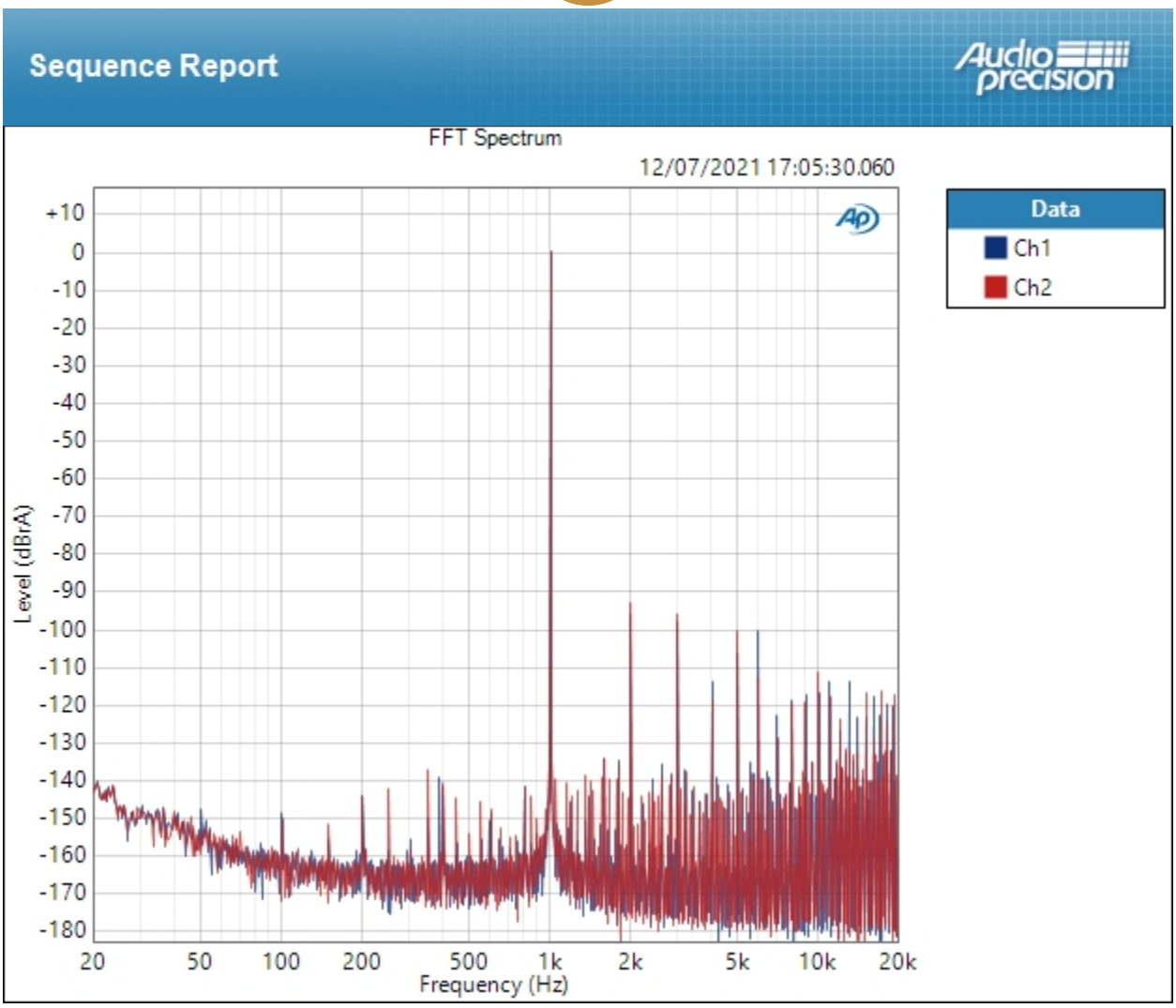

Result: PASSED

Sequence Report

SIG 2 - Main Measurements (44.1khz) : 1khz FFT (-3dbfs)

Waveform:	Sine
Generator Level:	-3.000 dBFS
DC Offset:	0.000 D
Frequency:	1.00000 kHz
Secondary Source:	None
Measured 1	12/07/2021 17:05:58
Acquisition Type:	Auto
Trigger:	Free Run
Delay Time:	500.0 ms
Input Bandwidth:	Use Signal Path
FFT Length:	256K
Averaging:	Power
Averages:	4
Window:	AP-Equiripple
Record Acquisition:	False
Recording Type:	Multiple Mono PCM (.wav)

FFT Spectrum (12/07/2021 17:05:58.931)

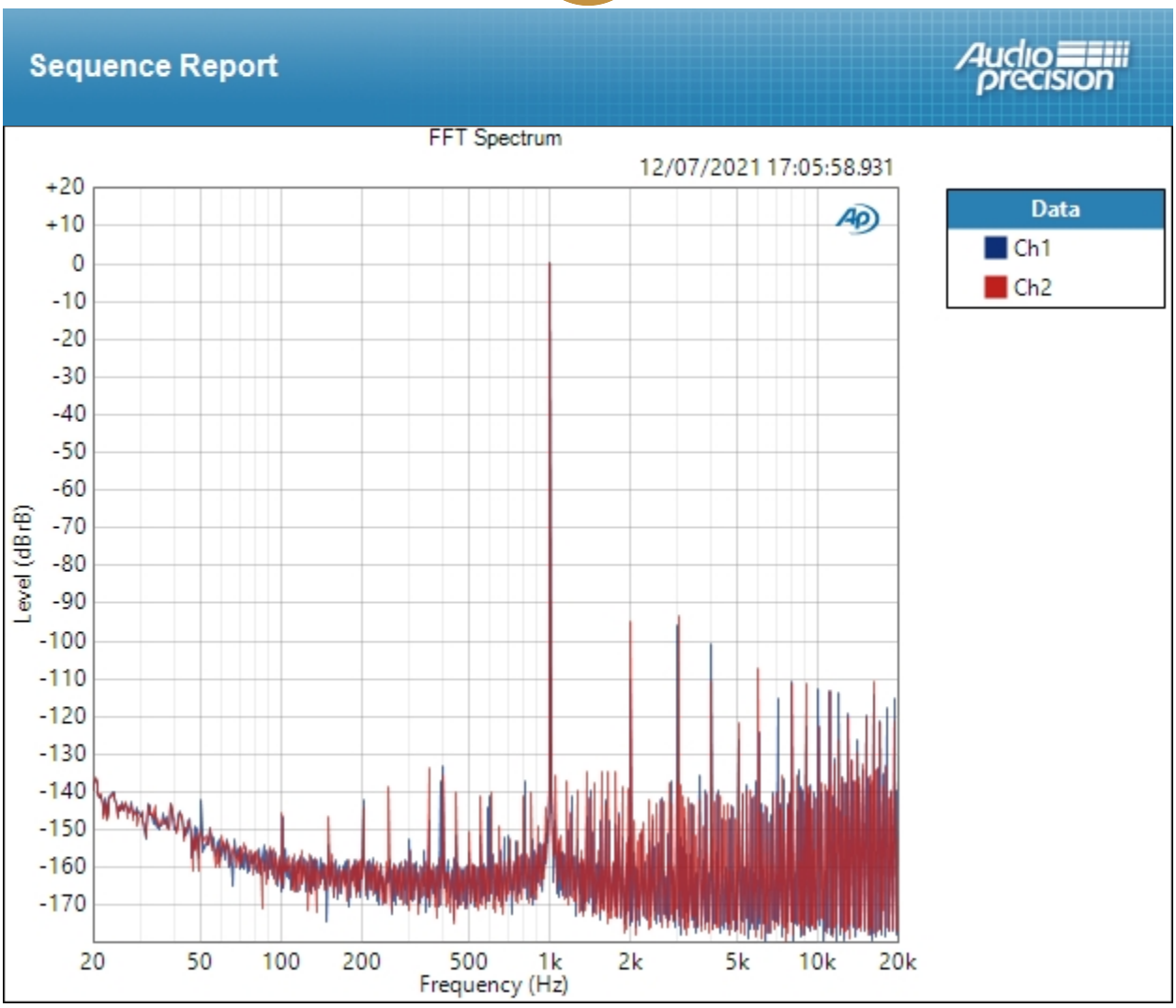

Result: PASSED

Sequence Report

SIG 2 - Main Measurements (44.1khz) : 50khz FFT (0dbfs)

Waveform:	Sine
Generator Level:	-0.000 dBFS
DC Offset:	0.000 D
Frequency:	50.0000 Hz
Secondary Source:	None
Measured 1	12/07/2021 17:06:26
Acquisition Type:	Auto
Trigger:	Free Run
Delay Time:	500.0 ms
Input Bandwidth:	Use Signal Path
FFT Length:	256K
Averaging:	Power
Averages:	4
Window:	AP-Equiripple
Record Acquisition:	False
Recording Type:	Multiple Mono PCM (.wav)

FFT Spectrum (12/07/2021 17:06:26.480)

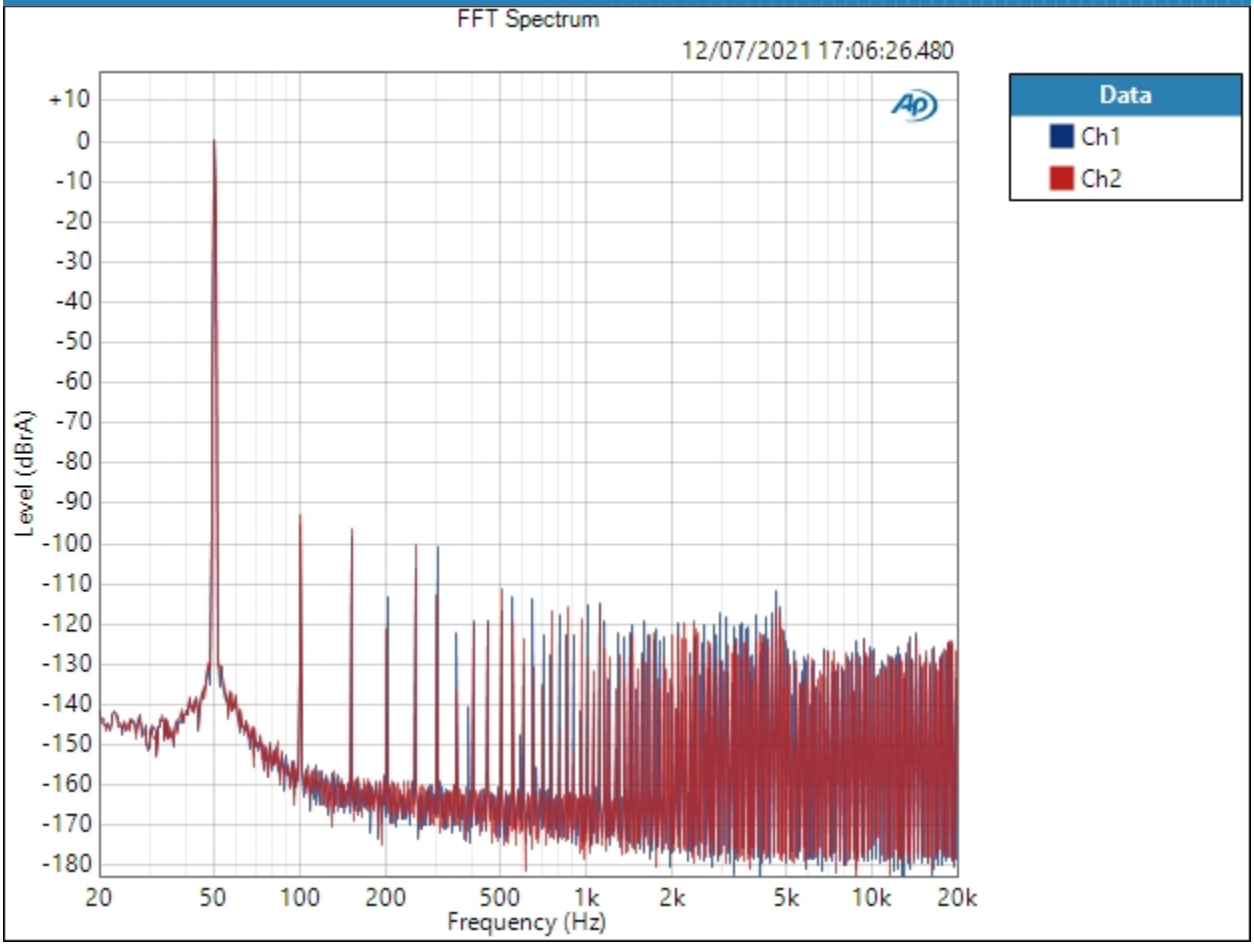

Result: PASSED

Sequence Report

SIG 2 - Main Measurements (44.1khz) : 50hz FFT (-3dbfs)

Waveform:	Sine
Generator Level:	-3.000 dBFS
DC Offset:	0.000 D
Frequency:	50.0000 Hz
Secondary Source:	None
Measured 1	12/07/2021 17:06:52
Acquisition Type:	Auto
Trigger:	Free Run
Delay Time:	250.0 ms
Input Bandwidth:	Use Signal Path
FFT Length:	256K
Averaging:	Power
Averages:	4
Window:	AP-Equiripple
Record Acquisition:	False
Recording Type:	Multiple Mono PCM (.wav)

FFT Spectrum (12/07/2021 17:06:52.284)

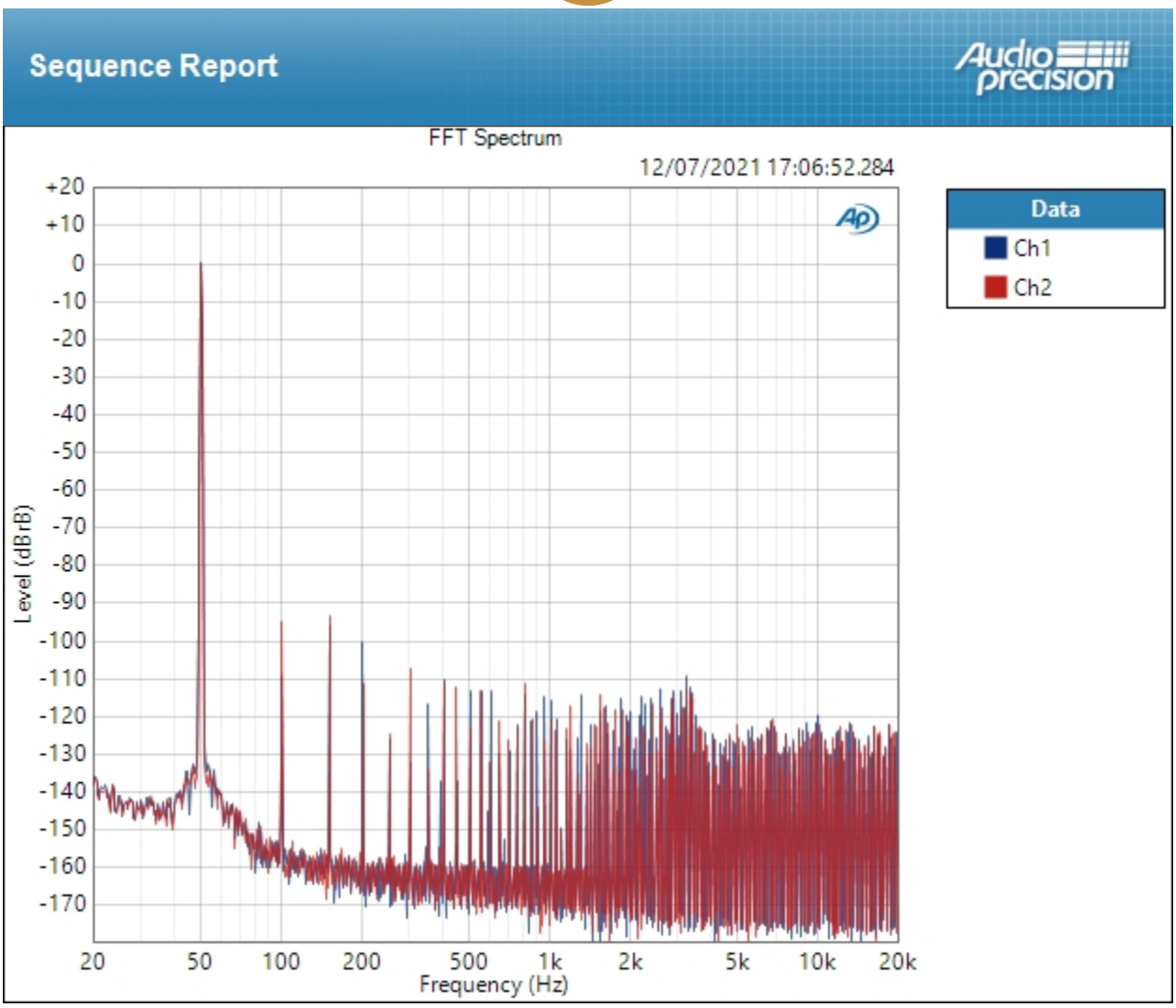

Result: PASSED

SIG 2 - Main Measurements (44.1khz) : Effective Number of Bits 0dbfs

Waveform:	Sine (1 kHz)
Generator Level:	-0.000 dBFS
DC Offset:	0.000 D
Frequency:	1.00000 kHz
High-pass Filter:	Elliptic
High-pass Frequency:	20 Hz
Low-pass Filter:	Elliptic
Low-pass Frequency:	20 kHz
Weighting Filter:	Signal Path
Notch Tuning Mode:	Measured Frequency

ENOB (12/07/2021 17:06:55.041)

Ch1 14.6

Ch2 14.2

SIG 2 - Main Measurements (44.1khz) : Effective Number of Bits -3dbfs

Waveform:	Sine (1 kHz)
Generator Level:	-3.000 dBFS
DC Offset:	0.000 D
Frequency:	1.00000 kHz
High-pass Filter:	Elliptic
High-pass Frequency:	20 Hz
Low-pass Filter:	Elliptic
Low-pass Frequency:	20 kHz
Weighting Filter:	Signal Path
Notch Tuning Mode:	Measured Frequency

ENOB (12/07/2021 17:06:57.918)

Ch1 15.3

Ch2 14.8

SIG 2 - Main Measurements (44.1khz) : THD+N 0dbfs

Waveform:	Sine
Generator Level:	-0.000 dBFS
DC Offset:	0.000 D
Frequency:	1.00000 kHz
High-pass Filter:	Elliptic
High-pass Frequency:	20 Hz
Low-pass Filter:	Elliptic
Low-pass Frequency:	20 kHz
Weighting Filter:	Signal Path
Notch Tuning Mode:	Measured Frequency

THD+N Ratio (12/07/2021 17:07:01.755)

Ch1 0.015325 %

Ch2 0.016544 %

THD+N Level (12/07/2021 17:07:01.755)

Ch1 -76.290 dBrA

Ch2 -75.629 dBrA

Noise Level (12/07/2021 17:07:01.755)

Ch1 2.900 uVrms

Ch2 3.273 uVrms

Distortion Product Ratio (12/07/2021 17:07:01.755)

Channel	F	H2	H3	H4	H5	H6	H7	H8	H9	H10
	1.000k	2.000k	3.000k	4.000k	5.000k	6.000k	7.000k	8.000k	9.000k	10.00k
Ch1	-0.00	-95.76	-98.00	-113.59	-106.12	-100.67	-122.74	-119.08	-117.45	-116.01
	1.000k	2.000k	3.000k	4.000k	5.000k	6.000k	7.000k	8.000k	9.000k	10.00k
Ch2	-0.00	-92.81	-96.17	-119.47	-100.19	-112.87	-130.08	-120.35	-119.68	-110.91

Distortion Product Ratio Parameters

Frequency Unit:	Hz
Ratio Unit:	dB
Channel:	Ch1

SIG 2 - Main Measurements (44.1khz) : THD+N -3dbfs

Waveform:	Sine
Generator Level:	-3.000 dBFS
DC Offset:	0.000 D
Frequency:	1.00000 kHz
High-pass Filter:	Elliptic
High-pass Frequency:	20 Hz
Low-pass Filter:	Elliptic
Low-pass Frequency:	20 kHz
Weighting Filter:	Signal Path
Notch Tuning Mode:	Measured Frequency

THD+N Ratio (12/07/2021 17:07:05.621)

Ch1 0.002032 %

Ch2 0.002889 %

THD+N Level (12/07/2021 17:07:05.621)

Ch1 -93.840 dBrB

Ch2 -90.788 dBrB

Noise Level (12/07/2021 17:07:05.621)

Ch1 2.589 uVrms

Ch2 2.795 uVrms

Distortion Product Ratio (12/07/2021 17:07:05.621)

Channel	F	H2	H3	H4	H5	H6	H7	H8	H9	H10
	1.000k	2.000k	3.000k	4.000k	5.000k	6.000k	7.000k	8.000k	9.000k	10.00k
Ch1	-0.00	-110.08	-95.68	-100.59	-125.94	-124.43	-115.21	-110.18	-123.55	-112.64
	1.000k	2.000k	3.000k	4.000k	5.000k	6.000k	7.000k	8.000k	9.000k	10.00k
Ch2	-0.00	-94.90	-93.49	-110.64	-121.78	-107.19	-143.39	-111.16	-111.36	-122.37

Distortion Product Ratio Parameters

Frequency Unit:	Hz
Ratio Unit:	dB
Channel:	Ch1

Sequence Report

SIG 2 - Main Measurements (44.1khz) : THD+N/Frequency

Waveform:	Sine
Generator Level:	-3.000 dBFS
DC Offset:	0.000 D
EQ:	None
Start Frequency:	20.0000 kHz
Stop Frequency:	20.0000 Hz
Step Type:	Logarithmic
Number of Points:	64
High-pass Filter:	Elliptic
High-pass Frequency:	20 Hz
Low-pass Filter:	Signal Path
Weighting Filter:	Signal Path
Phase Ref Channel:	Ch1
Measured 1	12/07/2021 17:08:21

THD+N Ratio (12/07/2021 17:08:21.836)

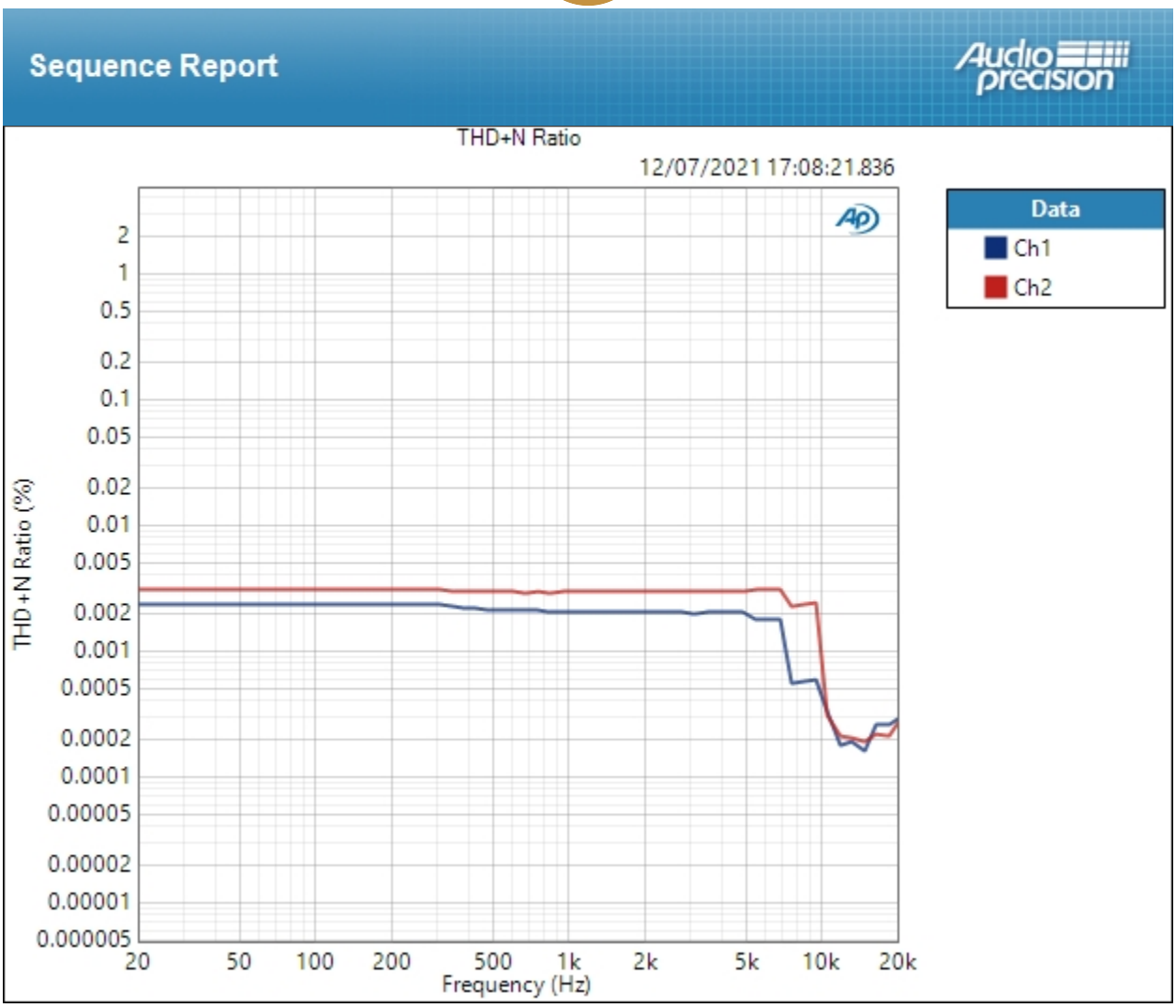

Result: PASSED

SIG 2 - Main Measurements (44.1khz) : Dynamic Range - AES17

Waveform:	Sine
Generator Level:	-0.000 dBFS
DC Offset:	0.000 D
Frequency:	0.99700 kHz
Level Ratio:	-60.000 dB
High-pass Filter:	Signal Path
Low-pass Filter:	Elliptic
Low-pass Frequency:	20 kHz
Weighting Filter:	CCIR-2k

Dynamic Range - AES17 (12/07/2021 17:08:26.851)

Ch1 114.704 dB

Ch2 115.418 dB

SIG 2 - Main Measurements (44.1khz) : Signal to Noise Ratio

Waveform:	Sine
Generator Level:	-0.000 dBFS
DC Offset:	0.000 D
Frequency:	1.00000 kHz
High-pass Filter:	Elliptic
High-pass Frequency:	20 Hz
Low-pass Filter:	Elliptic
Low-pass Frequency:	20 kHz
Weighting Filter:	Signal Path

Signal to Noise Ratio (12/07/2021 17:08:30.599)

Ch1 122.143 dB

Ch2 119.610 dB

SIG 2 - Main Measurements (44.1khz) : IMD (SMPTE)

IMD Type:	SMPTE
Waveform:	IMD
Generator Level:	-0.000 dBFS
DC Offset:	0.000 D
Frequency 1:	60.0000 Hz
Frequency 2:	7.00000 kHz
Frequency Ratio:	4:1
IMD Split:	False

SMPTE Ratio (12/07/2021 17:08:33.115)

Ch1 -79.278 dB

Ch2 -78.909 dB

SMPTE Distortion Product Ratio (12/07/2021 17:08:33.115)

Channel	f1	d5	d4	d3	d2	f2	d2	d3	d4	d5
	60.00	6.760k	6.820k	6.880k	6.940k	7.000k	7.060k	7.120k	7.180k	7.240k
Ch1	12.04	-99.45	-95.77	-91.63	-88.03	0.00	-88.12	-91.67	-95.63	-99.59
	60.00	6.760k	6.820k	6.880k	6.940k	7.000k	7.060k	7.120k	7.180k	7.240k
Ch2	12.04	-94.20	-109.28	-88.50	-88.60	0.00	-88.72	-88.49	-109.55	-94.17

SMPTE Distortion Product Ratio Parameters

Frequency Unit:	Hz
Ratio Unit:	dB
Channel:	Ch1

Sequence Report

Audio precision

SIG 2 - Main Measurements (44.1khz) : 50hz/7khz IMD SMPTE FFT

Waveform:	Sine, Dual
Generator Level:	-0.000 dBFS
DC Offset:	0.000 D
Frequency:	50.0000 Hz
Frequency B:	7.00000 kHz
IMD Split:	No
FB:FA Ratio:	1.000 x/y
Secondary Source:	None
Measured 1	12/07/2021 17:09:00
Acquisition Type:	Auto
Trigger:	Free Run
Delay Time:	500.0 ms
Input Bandwidth:	Use Signal Path
FFT Length:	256K
Averaging:	Power
Averages:	4
Window:	AP-Equiripple
Record Acquisition:	False
Recording Type:	Multiple Mono PCM (.wav)

FFT Spectrum (12/07/2021 17:09:00.365)

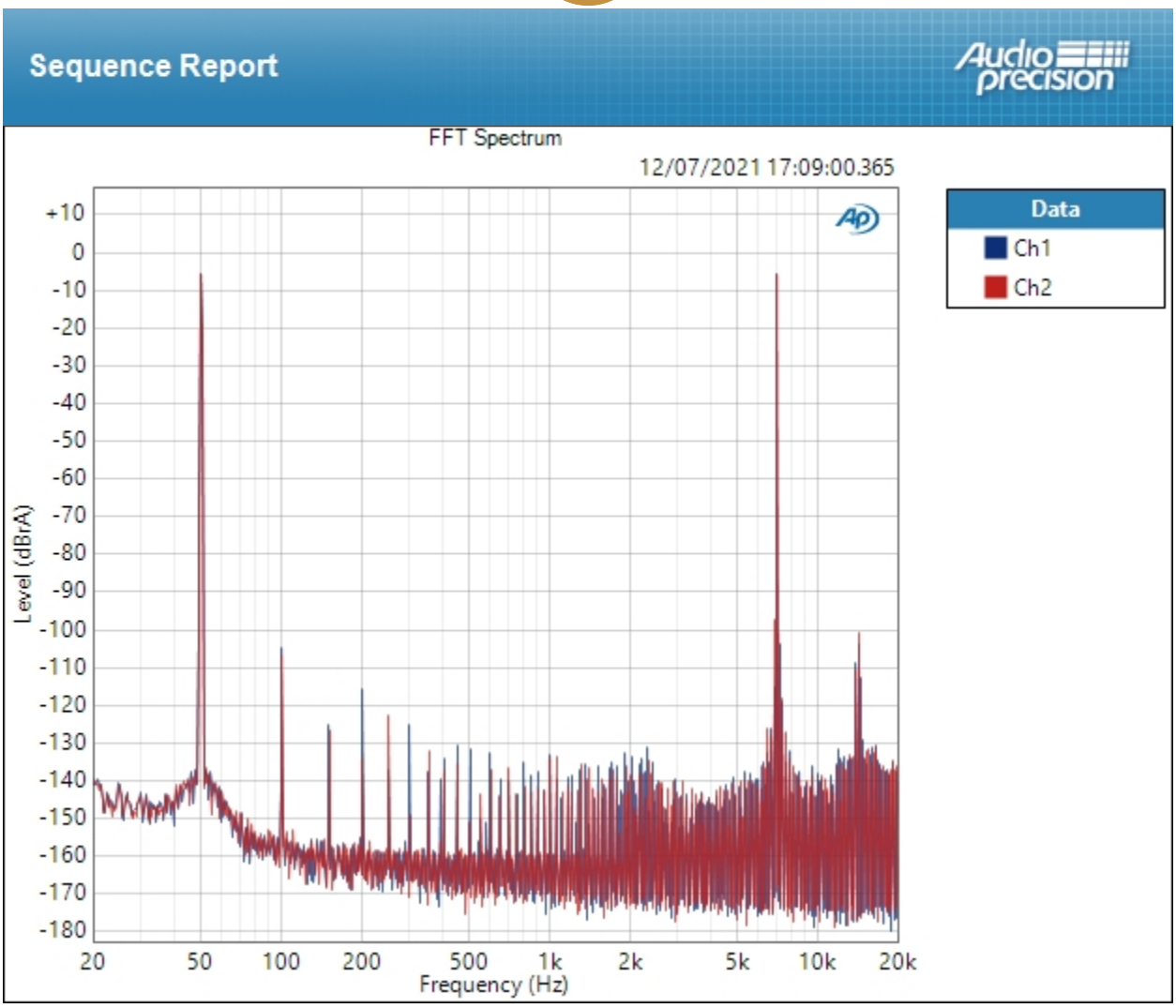

Result: PASSED

Sequence Report

SIG 2 - Main Measurements (44.1khz) : IMD Level Sweep (SMPTE)

IMD Type:	SMPTE
Frequency 1:	60.0000 Hz
Frequency 2:	7.00000 kHz
Frequency Ratio:	4:1
IMD Split:	False
Start Level:	-60.000 dBFS
Stop Level:	-0.000 dBFS
Step Type:	Linear
Number of Points:	124
Step Size:	+0.488 dBFS
Measured 1	12/07/2021 17:11:15

SMPTE Ratio (12/07/2021 17:11:15.363)

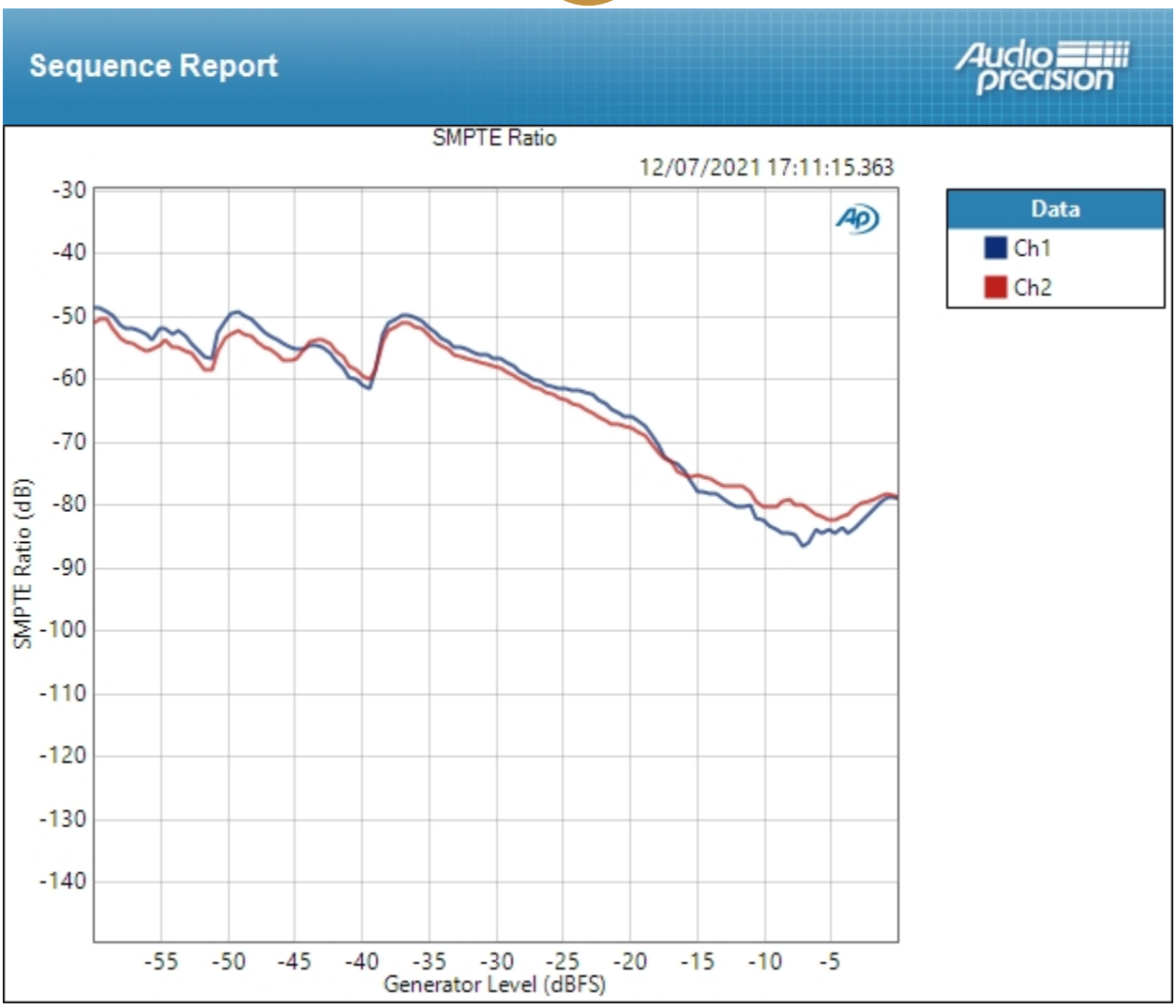

Result: PASSED

SMPTE Ratio vs Measured Level (12/07/2021 17:11:15.363)

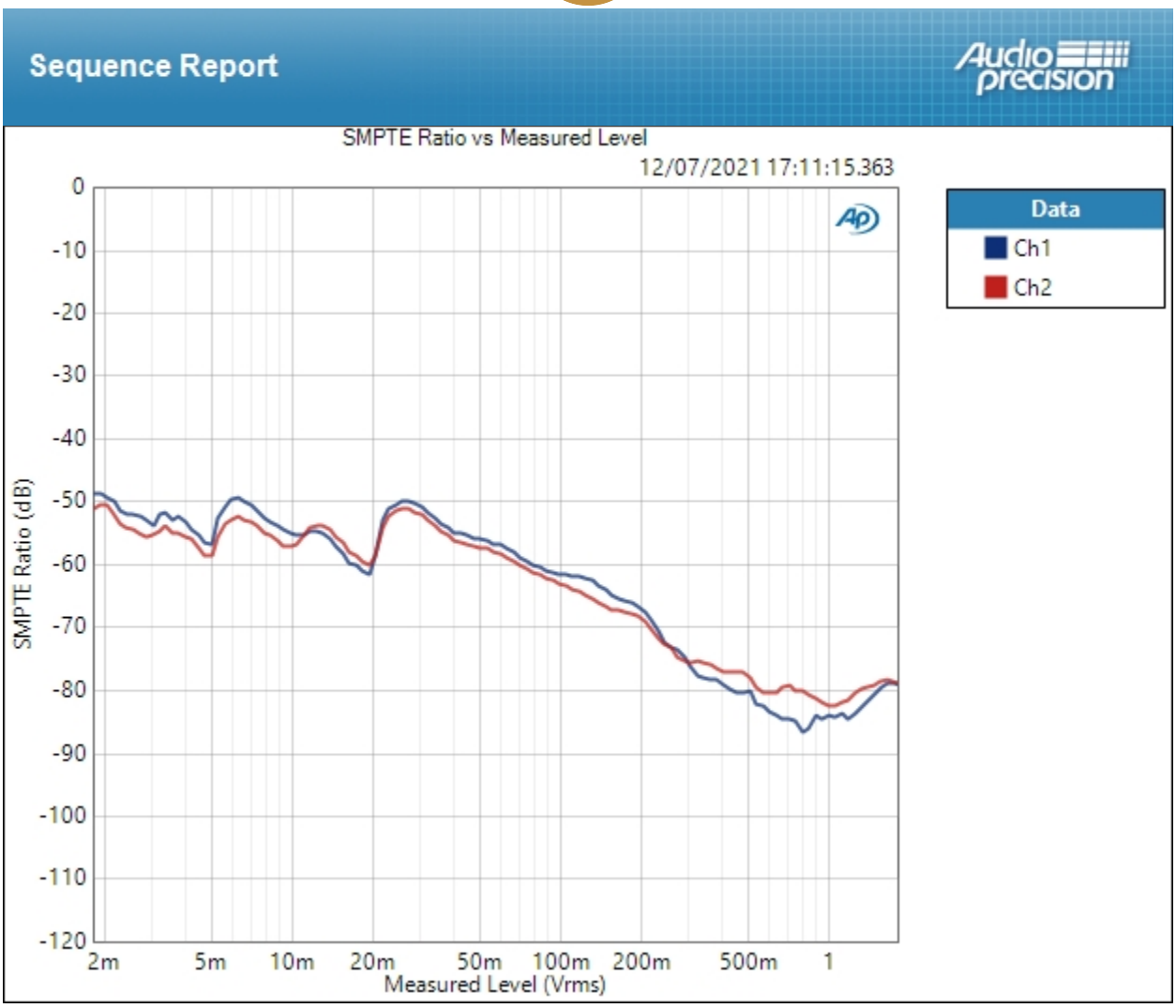

Result: PASSED

Sequence Report

SIG 2 - Main Measurements (44.1khz) : Linearity

Waveform:	Sine
Frequency:	1.00000 kHz
Start Level:	-120.000 dBFS
Stop Level:	-0.000 dBFS
Step Type:	Linear
Number of Points:	124
Step Size:	+0.976 dBFS
Offset:	0.000 D
Selectivity:	1/24 octave
Bandpass Tuning Mode:	Generator Frequency
Measured 1	12/07/2021 17:13:30

Linearity (-20.000 dBFS) (12/07/2021 17:13:30.053)

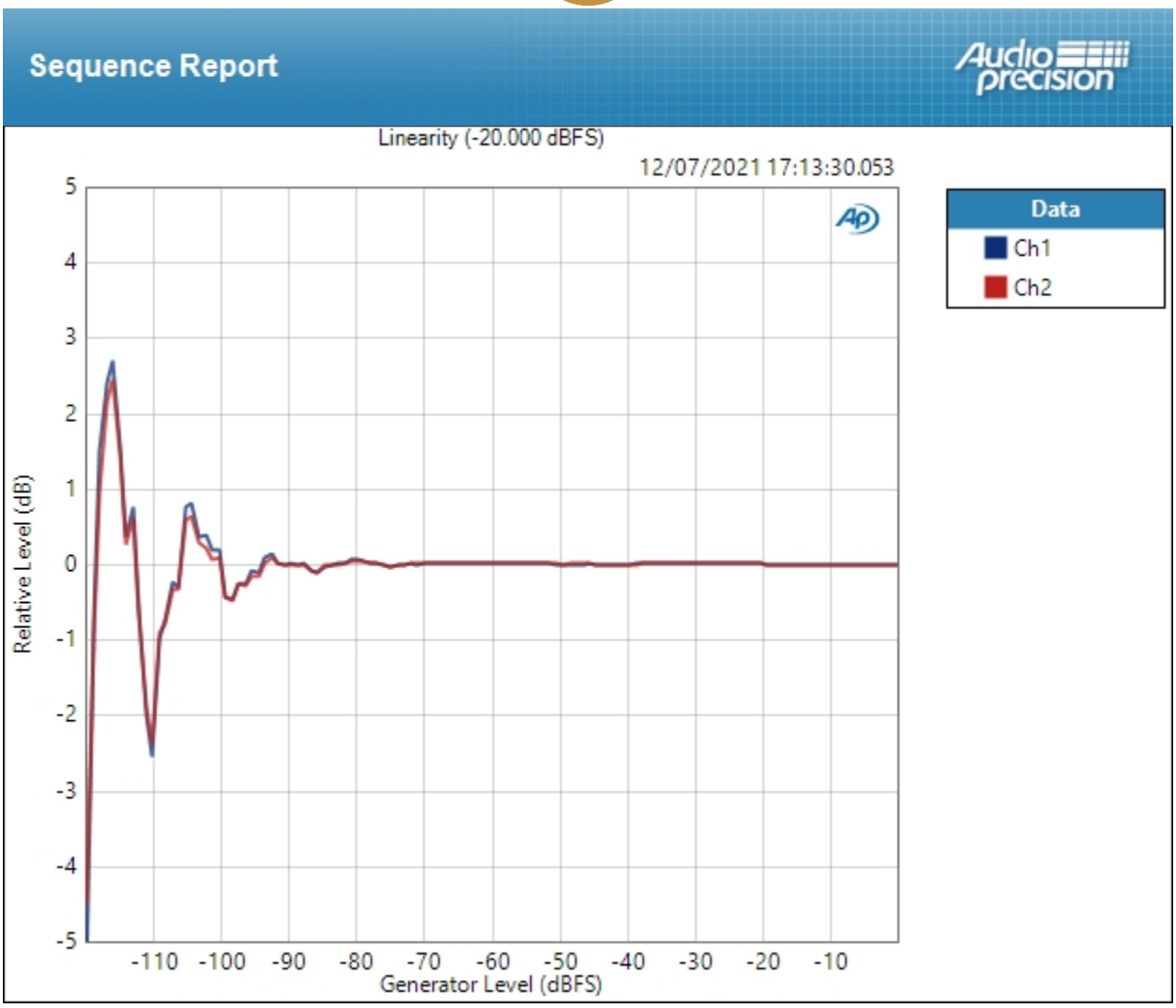

Linearity (-20.000 dBFS) Parameters

Mode: Normalized at Reference

Relative Level: -20.000 dBFS

Result: PASSED

Sequence Report

SIG 2 - Main Measurements (44.1khz) : Linearity (No Bandpass)

Waveform:	Sine
Frequency:	1.00000 kHz
Start Level:	-120.000 dBFS
Stop Level:	-0.000 dBFS
Step Type:	Linear
Number of Points:	124
Step Size:	+0.976 dBFS
Offset:	0.000 D
High-pass Filter:	Elliptic
High-pass Frequency:	20 Hz
Low-pass Filter:	Elliptic
Low-pass Frequency:	20 kHz
Weighting Filter:	Signal Path
Notch Tuning Mode:	Generator Frequency
Measured 1	12/07/2021 17:16:02

Linearity (-20.000 dBFS) (12/07/2021 17:16:02.908)

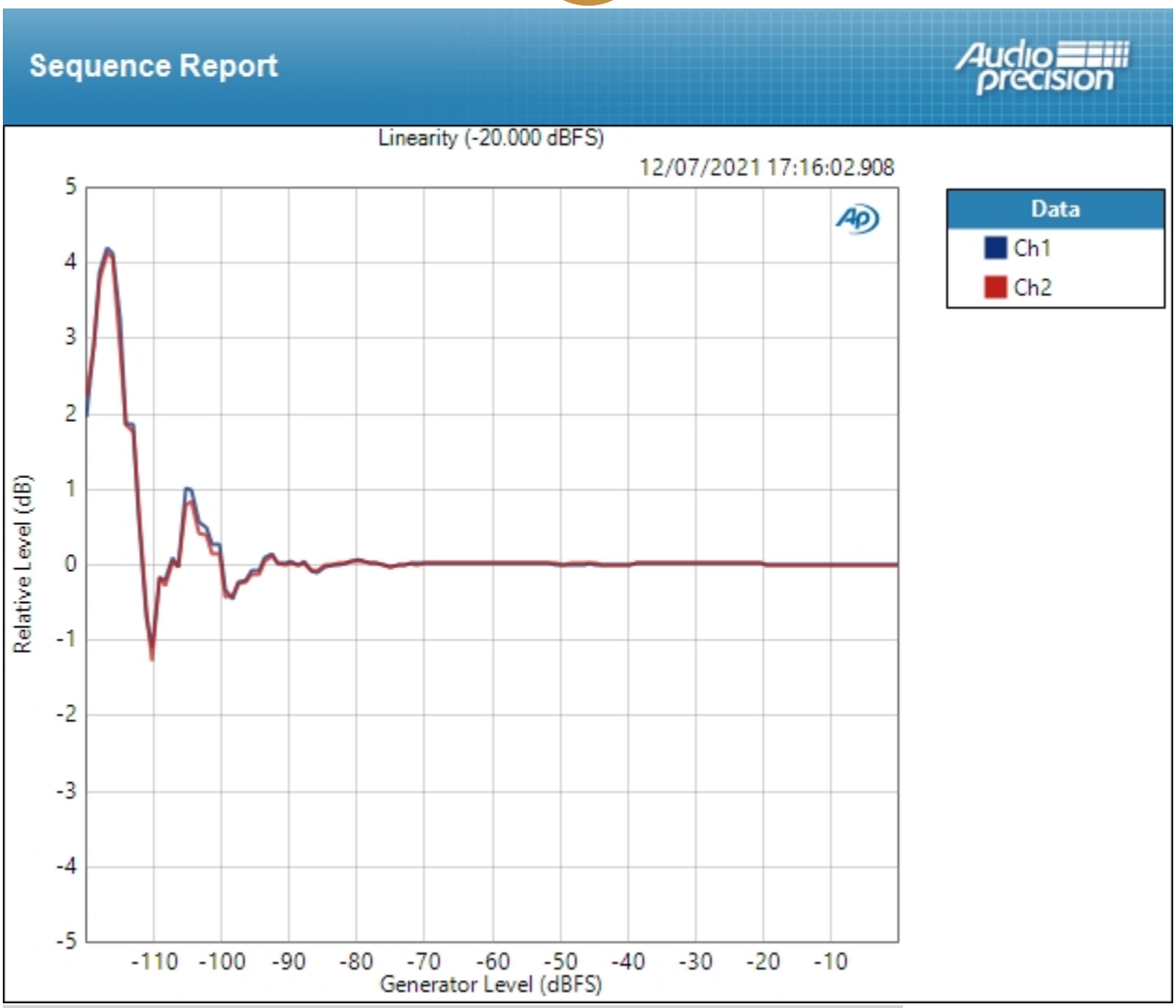

Linearity (-20.000 dBFS) Parameters

Mode: Normalized at Reference

Relative Level: -20.000 dBFS

Result: PASSED

THD+N Ratio (12/07/2021 17:16:02.908)

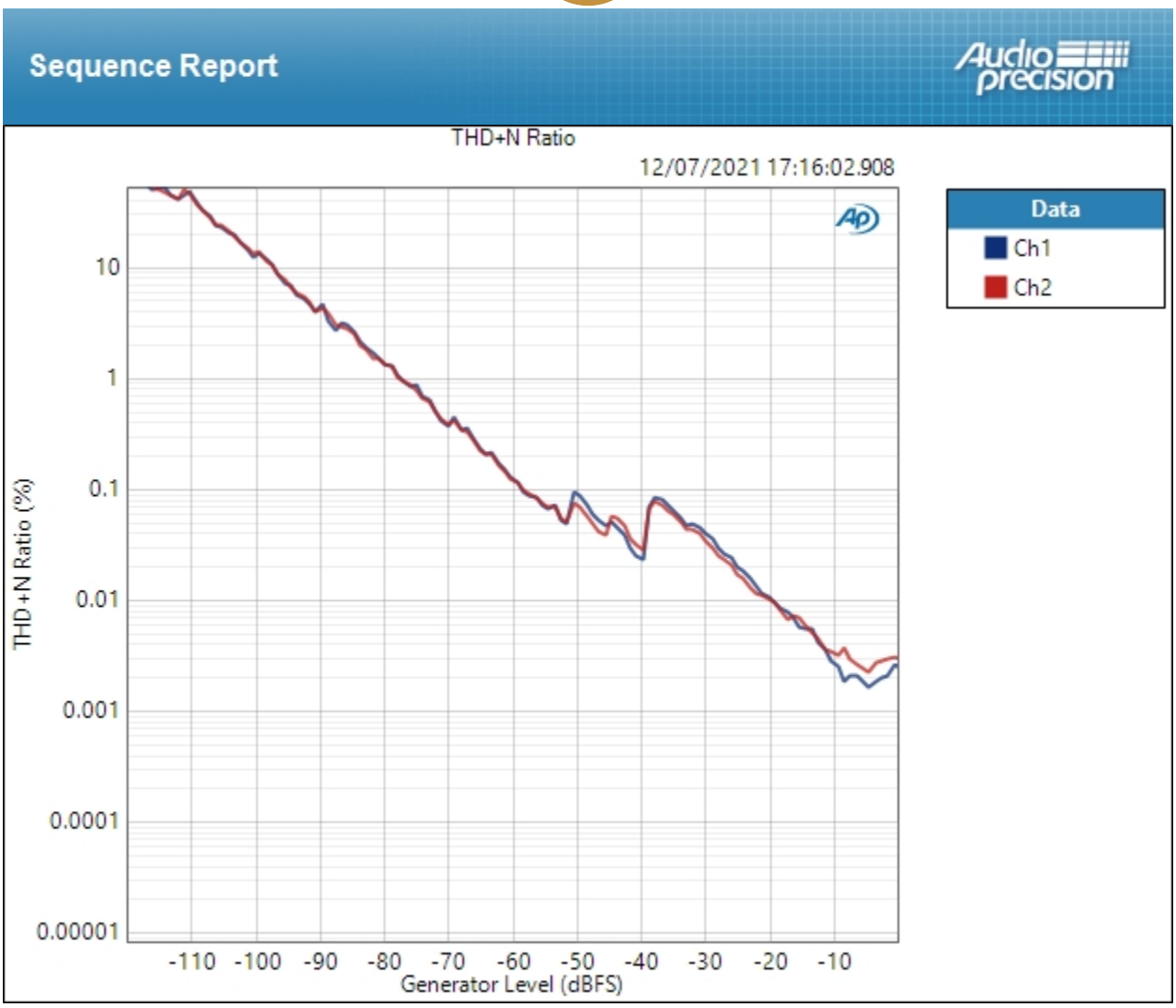

Result: PASSED

SINAD (12/07/2021 17:16:02.908)

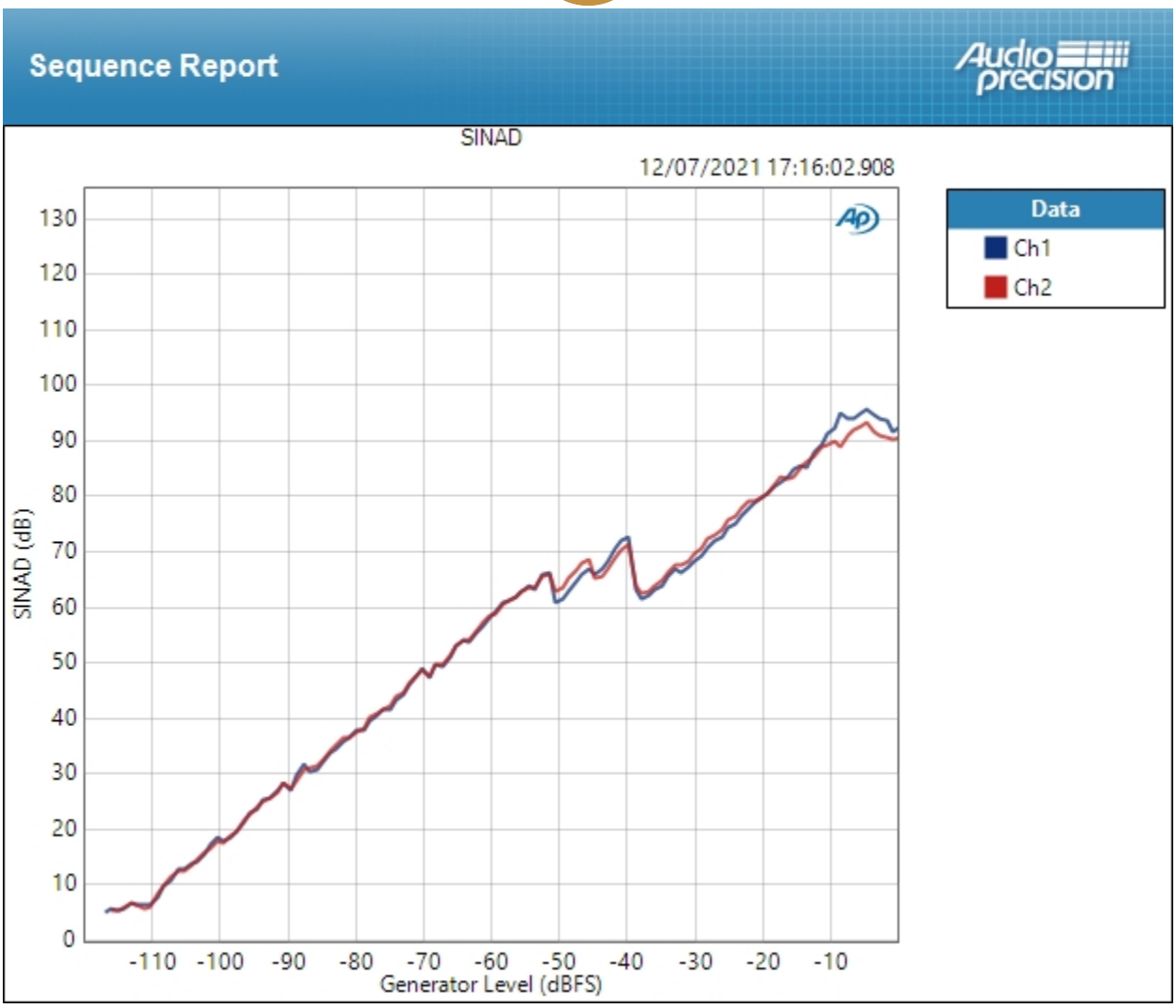

Result: PASSED

SINAD vs Measured Level (12/07/2021 17:16:02.908)

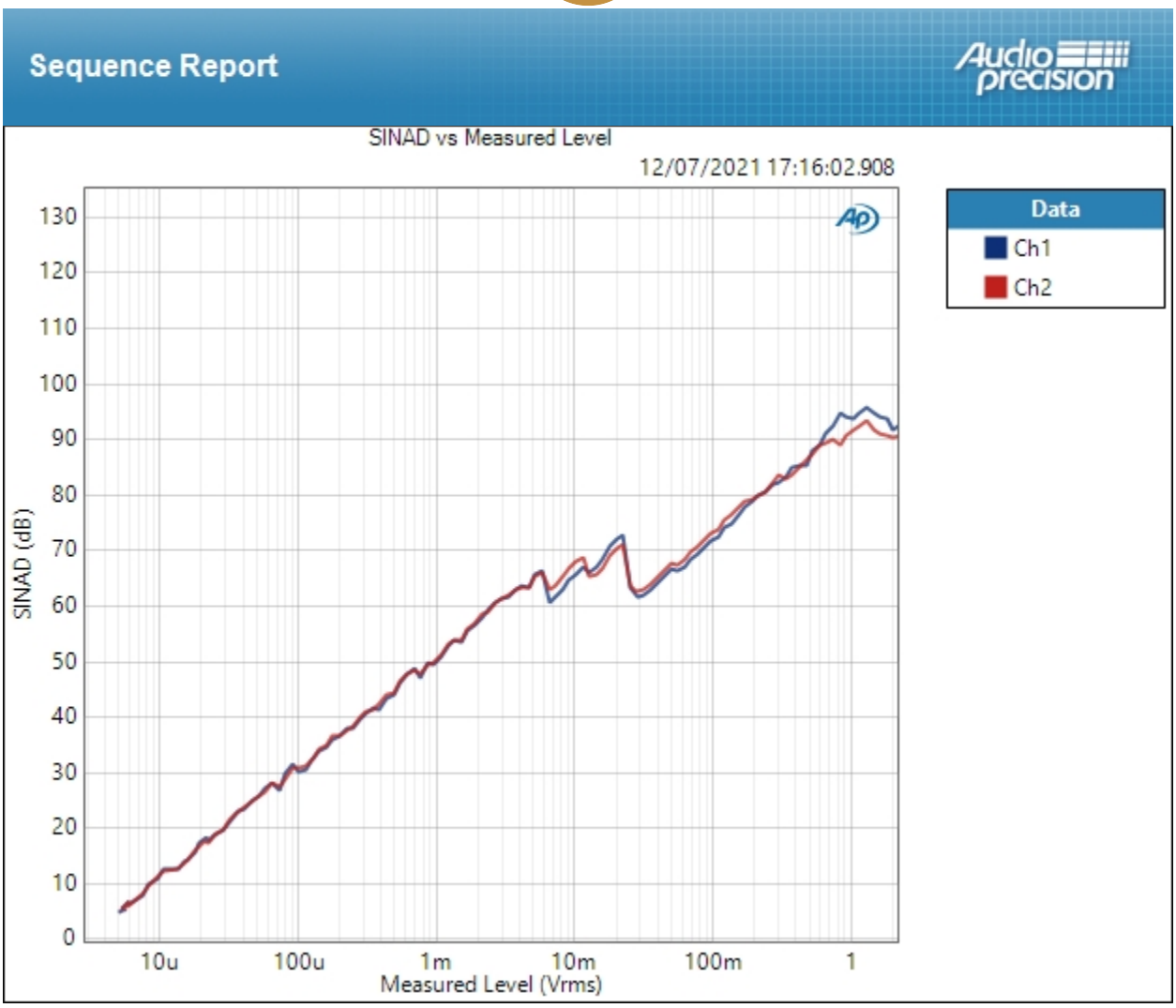

Result: PASSED

Sequence Report

SIG 2 - Main Measurements (44.1khz) : Crosstalk Sweep, One Channel Driven

Generator Level:	-0.000 dBFS
DC Offset:	0.000 D
Start Frequency:	20.0000 kHz
Stop Frequency:	20.0000 Hz
Step Type:	Logarithmic
Number of Points:	32
Measured 1	12/07/2021 17:17:38

Crosstalk (12/07/2021 17:17:38.829)

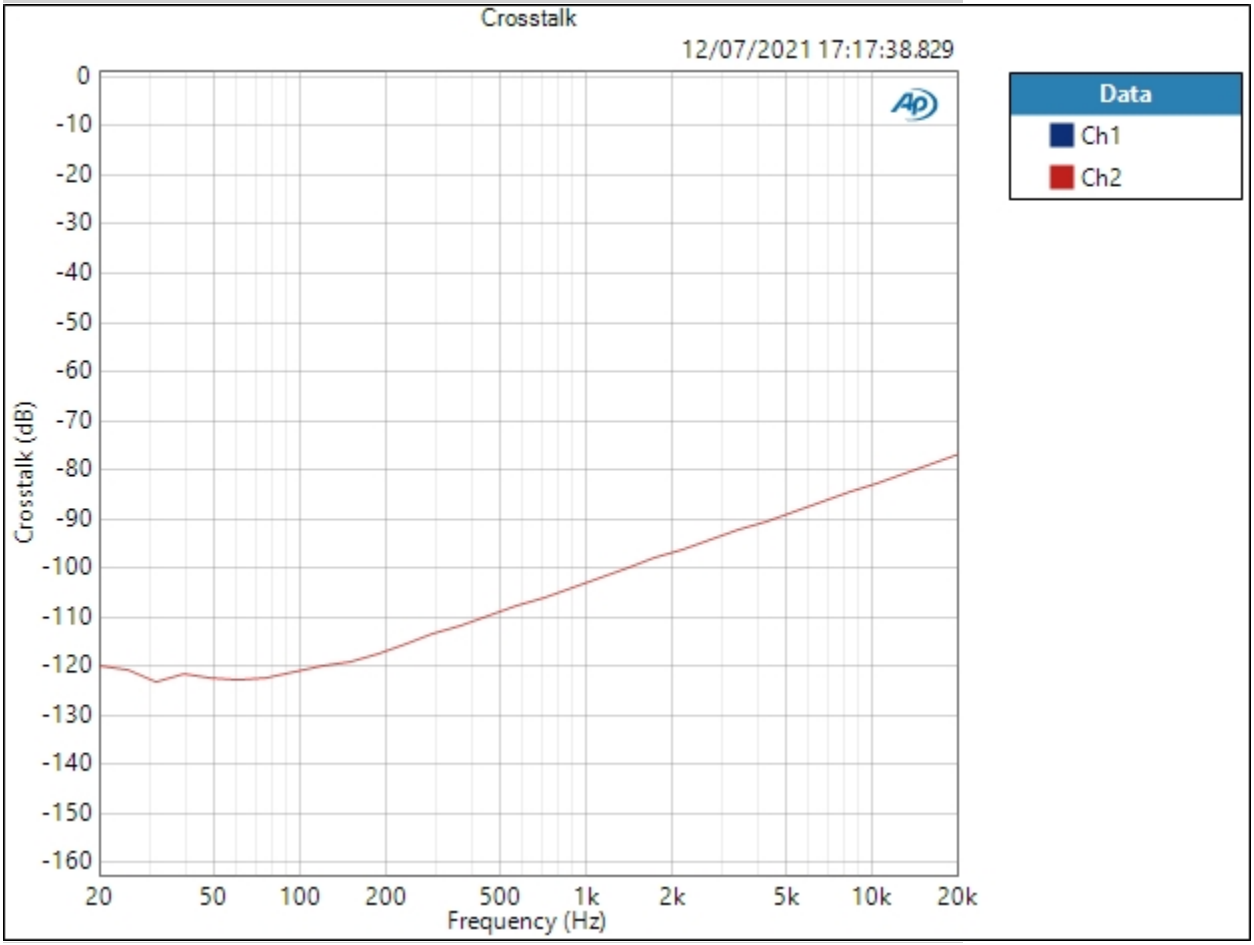

Crosstalk Parameters

Source: Ch1

Result: PASSED

SIG 2 - Main Measurements (44.1khz) : DC Offset (active)

Waveform:	Sine
Generator Level:	-3.000 dBFS
DC Offset:	0.000 D
Frequency:	1.00000 kHz
Delay Time:	400.0 ms
Acquisition Time:	333.0 ms

DC Level (12/07/2021 17:19:19.013)

Ch1 -7.677 mV

Ch2 -6.199 mV

SIG 2 - Main Measurements (44.1khz) : DC Offset (idle)

Waveform:	Sine
Generator Level:	-∞ dBFS
DC Offset:	0.000 D
Frequency:	1.00000 kHz
Delay Time:	100.0 ms
Acquisition Time:	333.0 ms

DC Level (12/07/2021 17:19:26.104)

Ch1 -7.816 mV

Ch2 -6.061 mV

SIG 3 - 44.1khz Jitter : Signap Path Setup

Output Connector:	Digital Unbalanced
Output Sample Rate:	44.1000 kHz
Output Bit Depth:	24
Dither:	Enabled
Output Mode:	Consumer
Status Bits:	Auto (Consumer)
Auto Range:	Enabled
Output EQ:	None
Input 1:	Analog Unbalanced
Input Bandwidth:	AC (<10 Hz) - AES17 (20 kHz)
Input EQ:	None
Channels:	2
Termination:	100 kohm
High Performance Sine Analyzer:	Disabled
Input 2:	None
Device Delay:	0.000 s
• References	
dBr G:	-20.000 dBFS
Shared Frequency Reference:	1.00000 kHz
Analog Input	
dBrA:	2.204 Vrms
dBrB:	2.204 Vrms
dBrA Offset:	0.000 dB
dBrB Offset:	3.000 dB
dBSPL1:	2.204 Vrms
dBSPL2:	10.00 mVrms
dBSPL1 Calibrator Level:	25.000 dBSPL
dBSPL2 Calibrator Level:	94.000 dBSPL
dBm (Input Power):	600.0 ohm
W(watts) (Input Power):	8.000 ohm

• DCX

DCX is not detected.

• Clocks

Output Rate:	Track Output SR
Sync Out Level:	3.300 V
Sync Out Polarity:	Normal
Timebase Reference:	Internal
Jitter:	Disabled

• Triggers

Source:	Off
Input Logic Level:	3.300 V
Edge:	Rising

Sequence Report

SIG 3 - 44.1khz Jitter : 44.1khz J-Test (Jitter)

Waveform:	J-test_44k_PCM24_LR.wav
Bit Exact:	True
Start Offset (sec):	0.000 s
Secondary Source:	None
Measured 1	12/07/2021 17:20:54
Acquisition Type:	Auto
Trigger:	Free Run
Delay Time:	500.0 ms
Input Bandwidth:	Use Signal Path
FFT Length:	1.2M
Averaging:	Power
Averages:	3
Window:	AP-Equiripple
Record Acquisition:	False
Recording Type:	Multiple Mono PCM (.wav)

FFT Spectrum (12/07/2021 17:20:54.315)

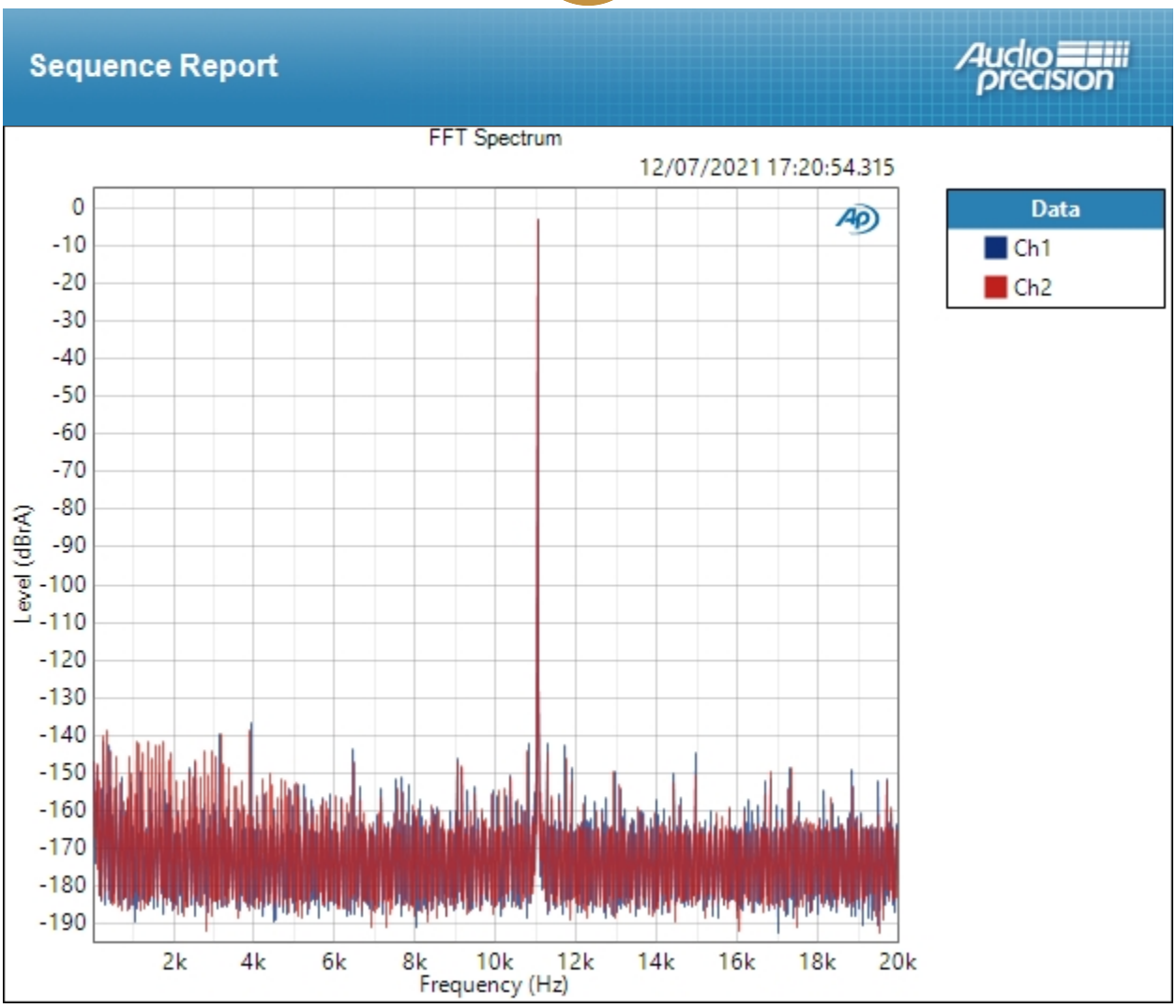

Result: PASSED

SIG 4 - 48khz Jitter : Signap Path Setup

Output Connector:	Digital Unbalanced
Output Sample Rate:	48.0000 kHz
Output Bit Depth:	24
Dither:	Enabled
Output Mode:	Consumer
Status Bits:	Auto (Consumer)
Auto Range:	Enabled
Output EQ:	None
Input 1:	Analog Unbalanced
Input Bandwidth:	AC (<10 Hz) - AES17 (20 kHz)
Input EQ:	None
Channels:	2
Termination:	100 kohm
High Performance Sine Analyzer:	Disabled
Input 2:	None
Device Delay:	0.000 s
• References	
dBr G:	-20.000 dBFS
Shared Frequency Reference:	1.00000 kHz
Analog Input	
dBrA:	2.204 Vrms
dBrB:	2.204 Vrms
dBrA Offset:	0.000 dB
dBrB Offset:	3.000 dB
dBSPL1:	2.204 Vrms
dBSPL2:	10.00 mVrms
dBSPL1 Calibrator Level:	25.000 dBSPL
dBSPL2 Calibrator Level:	94.000 dBSPL
dBm (Input Power):	600.0 ohm
W(watts) (Input Power):	8.000 ohm

• DCX

DCX is not detected.

• Clocks

Output Rate:	Track Output SR
Sync Out Level:	3.300 V
Sync Out Polarity:	Normal
Timebase Reference:	Internal
Jitter:	Disabled

• Triggers

Source:	Off
Input Logic Level:	3.300 V
Edge:	Rising

Sequence Report

SIG 4 - 48khz Jitter : 48khz J-Test (Jitter)

Waveform:	J-test_48k_PCM24_LR.wav
Bit Exact:	True
Start Offset (sec):	0.000 s
Secondary Source:	None
Measured 1	12/07/2021 17:22:24
Acquisition Type:	Auto
Trigger:	Free Run
Delay Time:	500.0 ms
Input Bandwidth:	Use Signal Path
FFT Length:	1.2M
Averaging:	Power
Averages:	3
Window:	AP-Equiripple
Record Acquisition:	False
Recording Type:	Multiple Mono PCM (.wav)

FFT Spectrum (12/07/2021 17:22:24.316)

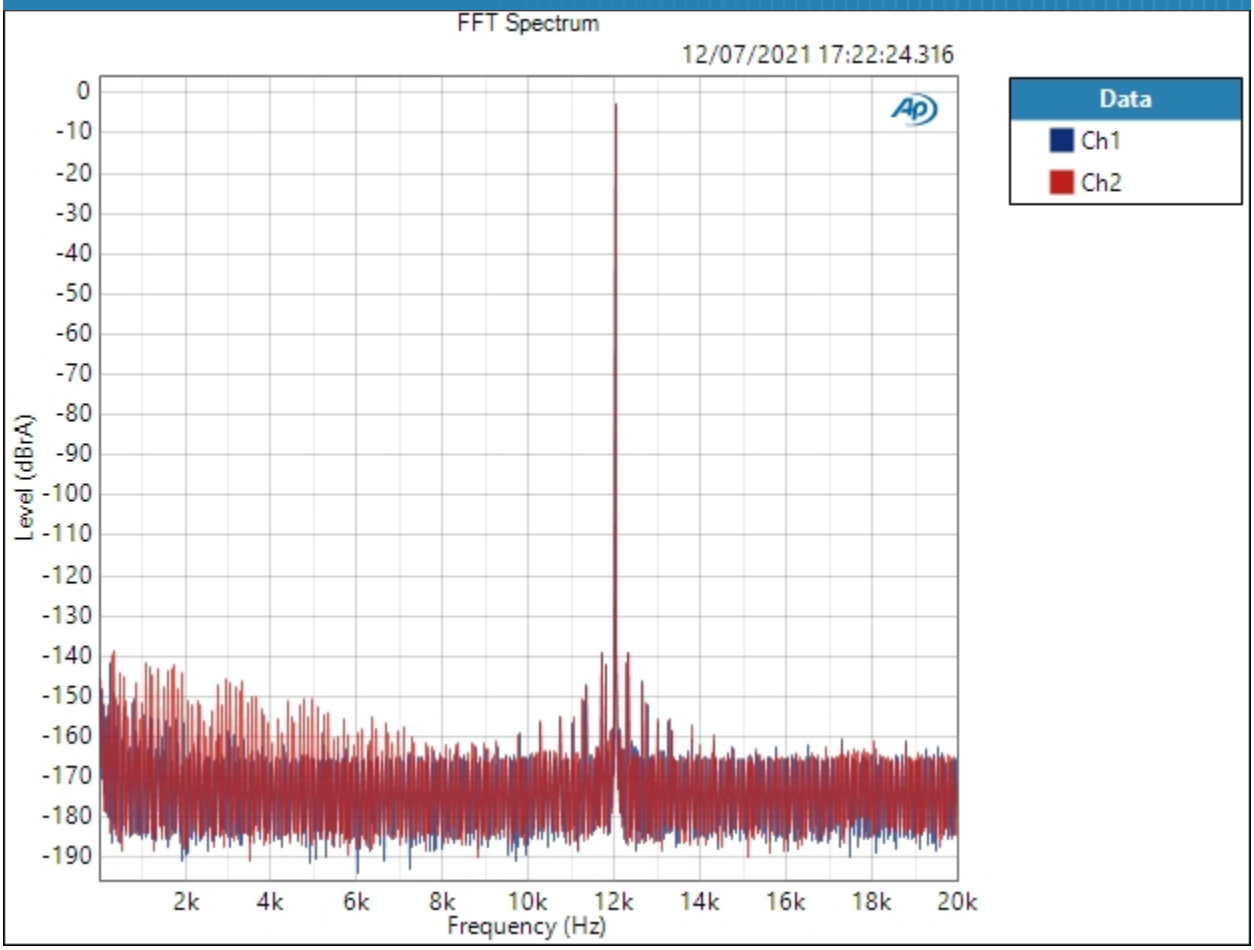

Result: PASSED

SIG 4 - Multitone and bandwidth (192khz) : Signal Path Setup

Output Connector:	Digital Unbalanced
Output Sample Rate:	192.000 kHz
Output Bit Depth:	24
Dither:	Enabled
Output Mode:	Consumer
Status Bits:	Auto (Consumer)
Auto Range:	Enabled
Output EQ:	None
Input 1:	Analog Unbalanced
Input Bandwidth:	AC (<10 Hz) - 90k (192 kHz SR)
Input EQ:	None
Channels:	2
Termination:	100 kohm
High Performance Sine Analyzer:	Disabled
Input 2:	None
Device Delay:	0.000 s
• References	
dBr G:	-20.000 dBFS
Shared Frequency Reference:	1.00000 kHz
Analog Input	
dBrA:	2.204 Vrms
dBrB:	2.204 Vrms
dBrA Offset:	0.000 dB
dBrB Offset:	3.000 dB
dBSPL1:	2.204 Vrms
dBSPL2:	10.00 mVrms
dBSPL1 Calibrator Level:	25.000 dBSPL
dBSPL2 Calibrator Level:	94.000 dBSPL
dBm (Input Power):	600.0 ohm
W(watts) (Input Power):	8.000 ohm

• DCX

DCX is not detected.

• Clocks

Output Rate:	Track Output SR
Sync Out Level:	3.300 V
Sync Out Polarity:	Normal
Timebase Reference:	Internal
Jitter:	Disabled

• Triggers

Source:	Off
Input Logic Level:	3.300 V
Edge:	Rising

Sequence Report

SIG 4 - Multitone and bandwidth (192khz) : Multitone Analyzer

Generator Level:	-3.000 dBFS
DC Offset:	0.000 D
Name:	APx 32-tone
Sample Rate:	192.000 kHz
Length:	65536
Min Frequency:	14.6484 Hz
Max Frequency:	20.0010 kHz
Step Type:	Custom
Tones:	32
Crest Factor:	4.481 x/y / 13.028 dB
High-pass Filter:	Signal Path
Low-pass Filter:	Signal Path
TD+N Filter:	Signal Path
Averages:	1
Phase Ref Channel:	Ch1
Trigger:	Signal
Trigger Ch:	Ch1
Trigger Delay:	200.0 ms
Tone Match:	100
Tolerance:	40 dB
Frequency Correction:	Enabled
Max Frequency Shift:	3.00 %
Skirt Width:	1.00 %
Record Acquisition:	False
Recording Type:	Multiple Mono PCM (.wav)
Measured 1	12/07/2021 17:23:52

FFT Spectrum (12/07/2021 17:23:52.662)

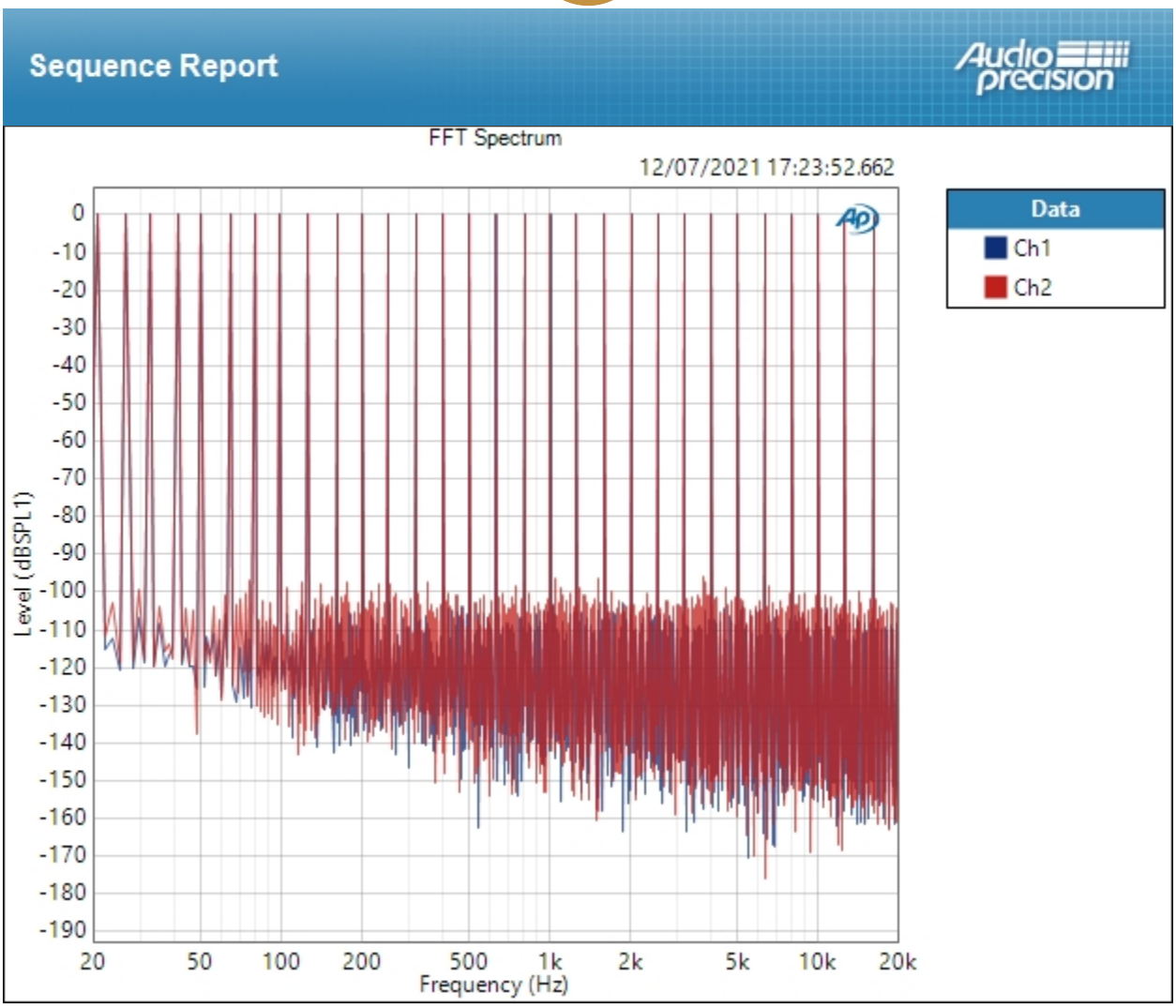

Result: PASSED

Sequence Report

SIG 4 - Multitone and bandwidth (192khz) : 90khz Bandwidth

Start Frequency:	20.0000 Hz
Stop Frequency:	90.0000 kHz
Generator Level:	-3.000 dBFS
DC Offset:	0.000 D
EQ:	None
Pre-Sweep:	250.0 ms
Sweep:	200.0 ms
Extend Acquisition By:	50.00 ms
Secondary Source:	None
Measured 1	12/07/2021 17:22:36

RMS Level (12/07/2021 17:22:36.403)

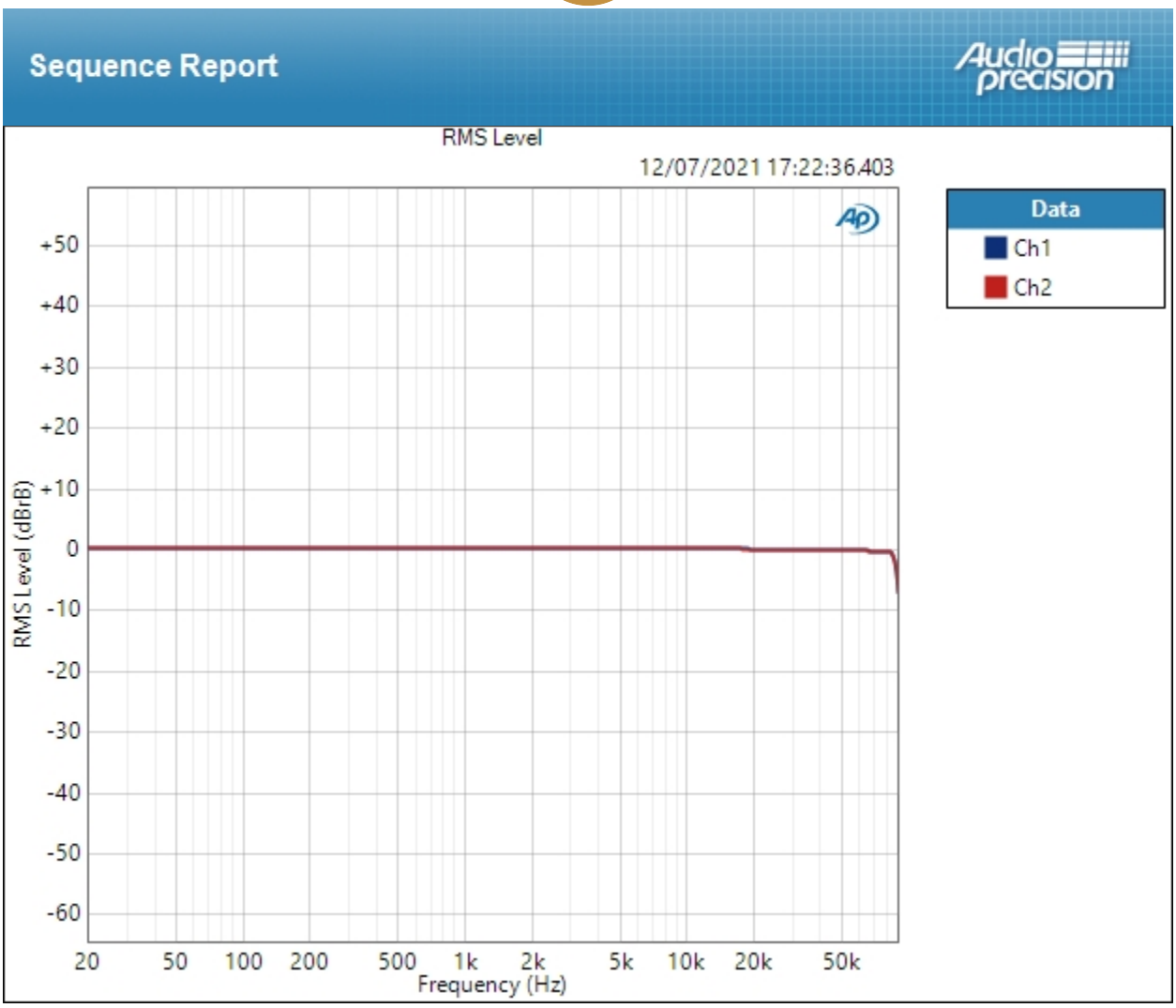

Result: PASSED

SIG 5 - Impulse Response and wideband view : Signal Path Setup

Output Connector:	Digital Unbalanced
Output Sample Rate:	44.1000 kHz
Output Bit Depth:	24
Dither:	Enabled
Output Mode:	Consumer
Status Bits:	Auto (Consumer)
Auto Range:	Enabled
Output EQ:	None
Input 1:	Analog Unbalanced
Input Bandwidth:	AC (<10 Hz) - 1M (2.496 MHz SR)
Input EQ:	None
Channels:	2
Termination:	100 kohm
High Performance Sine Analyzer:	Disabled
Input 2:	None
Device Delay:	0.000 s
• References	
dBr G:	-20.000 dBFS
Shared Frequency Reference:	1.00000 kHz
Analog Input	
dBrA:	2.204 Vrms
dBrB:	2.204 Vrms
dBrA Offset:	0.000 dB
dBrB Offset:	3.000 dB
dBSPL1:	2.204 Vrms
dBSPL2:	10.00 mVrms
dBSPL1 Calibrator Level:	25.000 dBSPL
dBSPL2 Calibrator Level:	94.000 dBSPL
dBm (Input Power):	600.0 ohm
W(watts) (Input Power):	8.000 ohm

• DCX

DCX is not detected.

• Clocks

Output Rate:	Track Output SR
Sync Out Level:	3.300 V
Sync Out Polarity:	Normal
Timebase Reference:	Internal
Jitter:	Disabled

• Triggers

Source:	Off
Input Logic Level:	3.300 V
Edge:	Rising

Sequence Report

SIG 5 - Impulse Response and wideband view : Wideband idle noise

Waveform:	Sine
Generator Level:	-∞ dBFS
DC Offset:	0.000 D
Frequency:	1.00000 kHz
Secondary Source:	None
Measured 1	12/07/2021 17:22:54
Acquisition Type:	Auto
Trigger:	Free Run
Delay Time:	250.0 ms
Input Bandwidth:	Use Signal Path
FFT Length:	1.2M
Averaging:	Power
Averages:	6
Window:	AP-Equiripple
Record Acquisition:	False
Recording Type:	Multiple Mono PCM (.wav)

FFT Spectrum (12/07/2021 17:22:54.201)

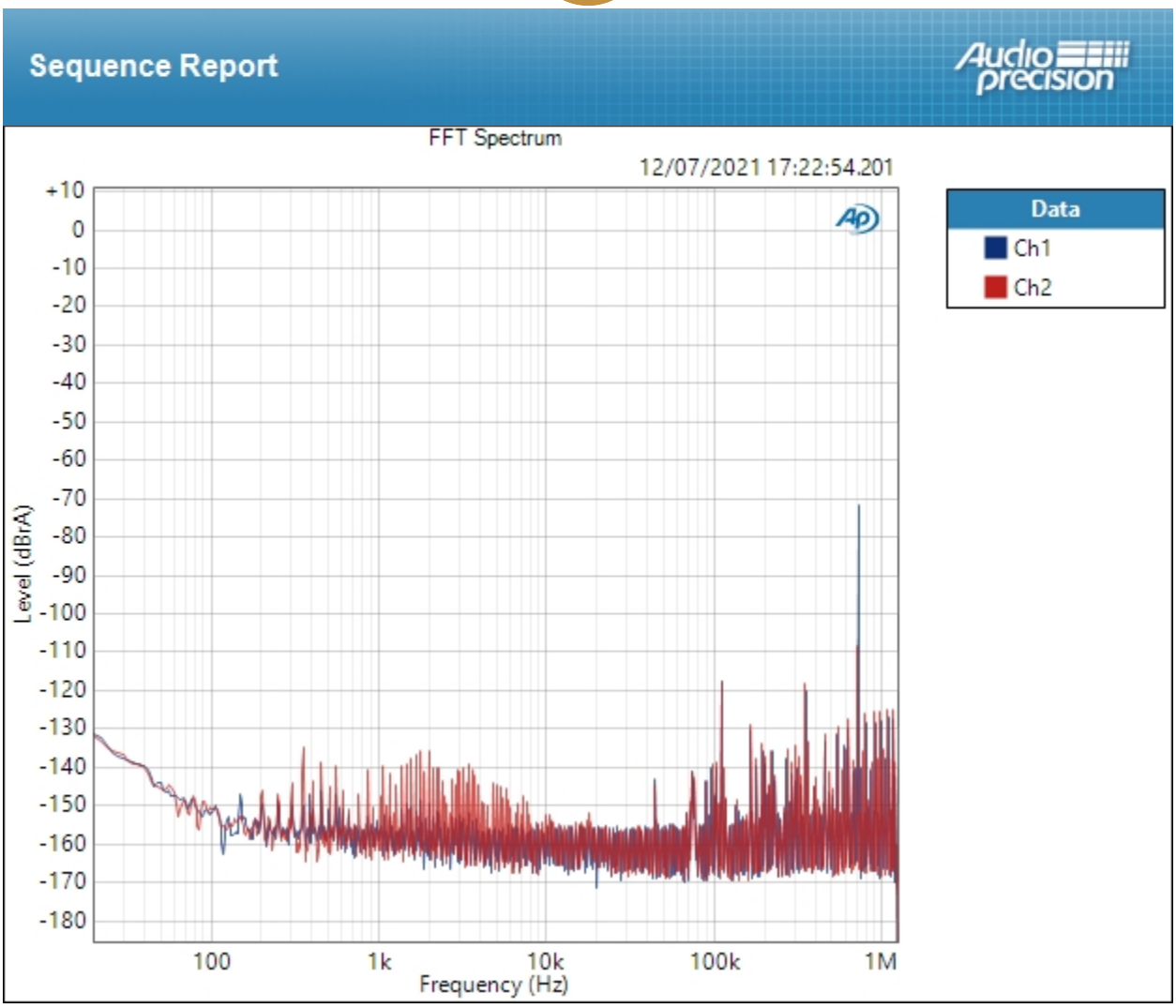

Result: PASSED

Sequence Report

Audio precision

SIG 5 - Impulse Response and wideband view : 1khz 0dbfs wideband

Waveform:	Sine
Generator Level:	-0.000 dBFS
DC Offset:	0.000 D
Frequency:	1.00000 kHz
Secondary Source:	None
Measured 1	12/07/2021 17:23:07
Acquisition Type:	Auto
Trigger:	Free Run
Delay Time:	250.0 ms
Input Bandwidth:	Use Signal Path
FFT Length:	1.2M
Averaging:	Power
Averages:	6
Window:	AP-Equiripple
Record Acquisition:	False
Recording Type:	Multiple Mono PCM (.wav)

FFT Spectrum (12/07/2021 17:23:07.798)

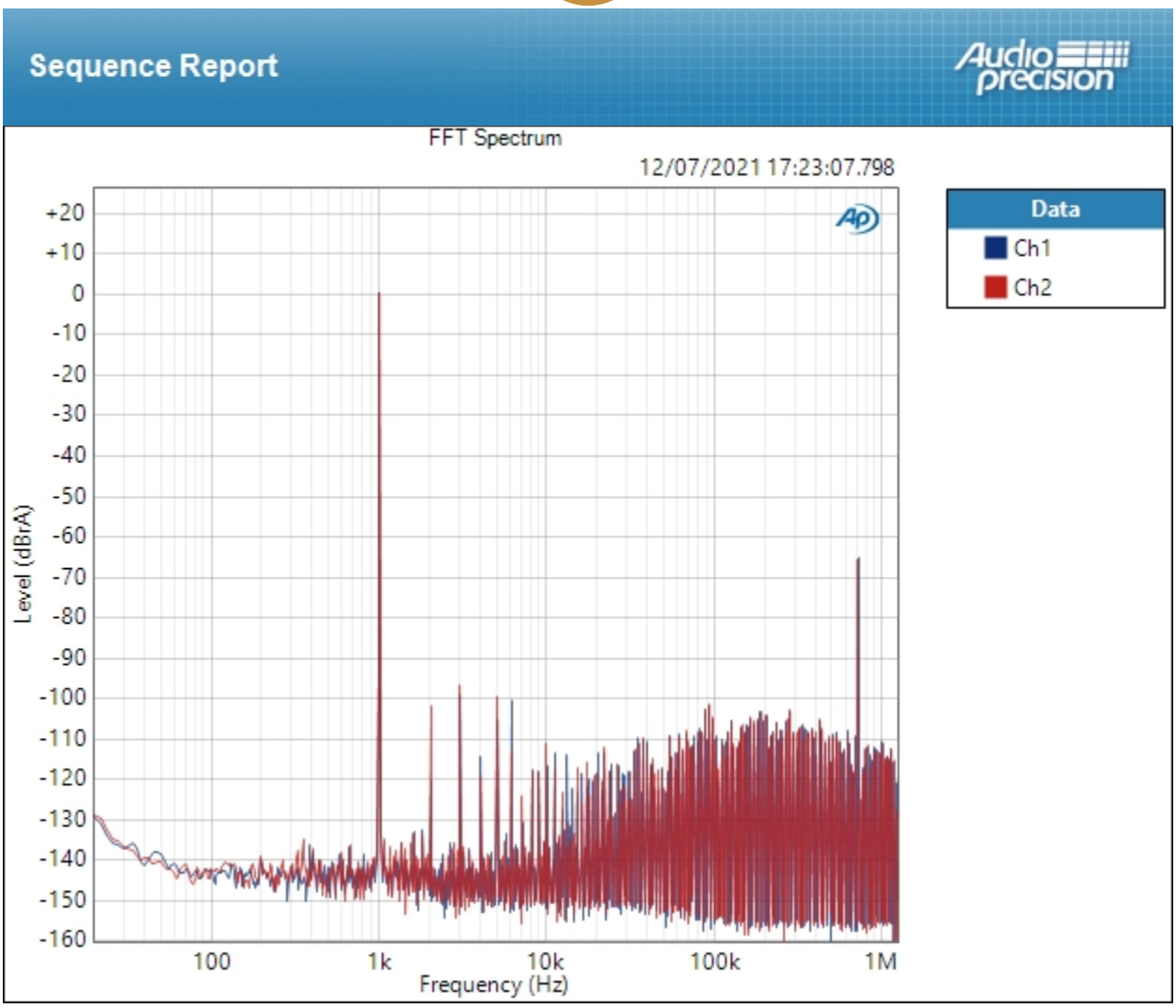

Result: PASSED

Sequence Report

SIG 5 - Impulse Response and wideband view : 1khz -3dbfs wideband

Waveform:	Sine
Generator Level:	-3.000 dBFS
DC Offset:	0.000 D
Frequency:	1.00000 kHz
Secondary Source:	None
Measured 1	12/07/2021 17:23:20
Acquisition Type:	Auto
Trigger:	Free Run
Delay Time:	250.0 ms
Input Bandwidth:	Use Signal Path
FFT Length:	1.2M
Averaging:	Power
Averages:	6
Window:	AP-Equiripple
Record Acquisition:	False
Recording Type:	Multiple Mono PCM (.wav)

FFT Spectrum (12/07/2021 17:23:20.433)

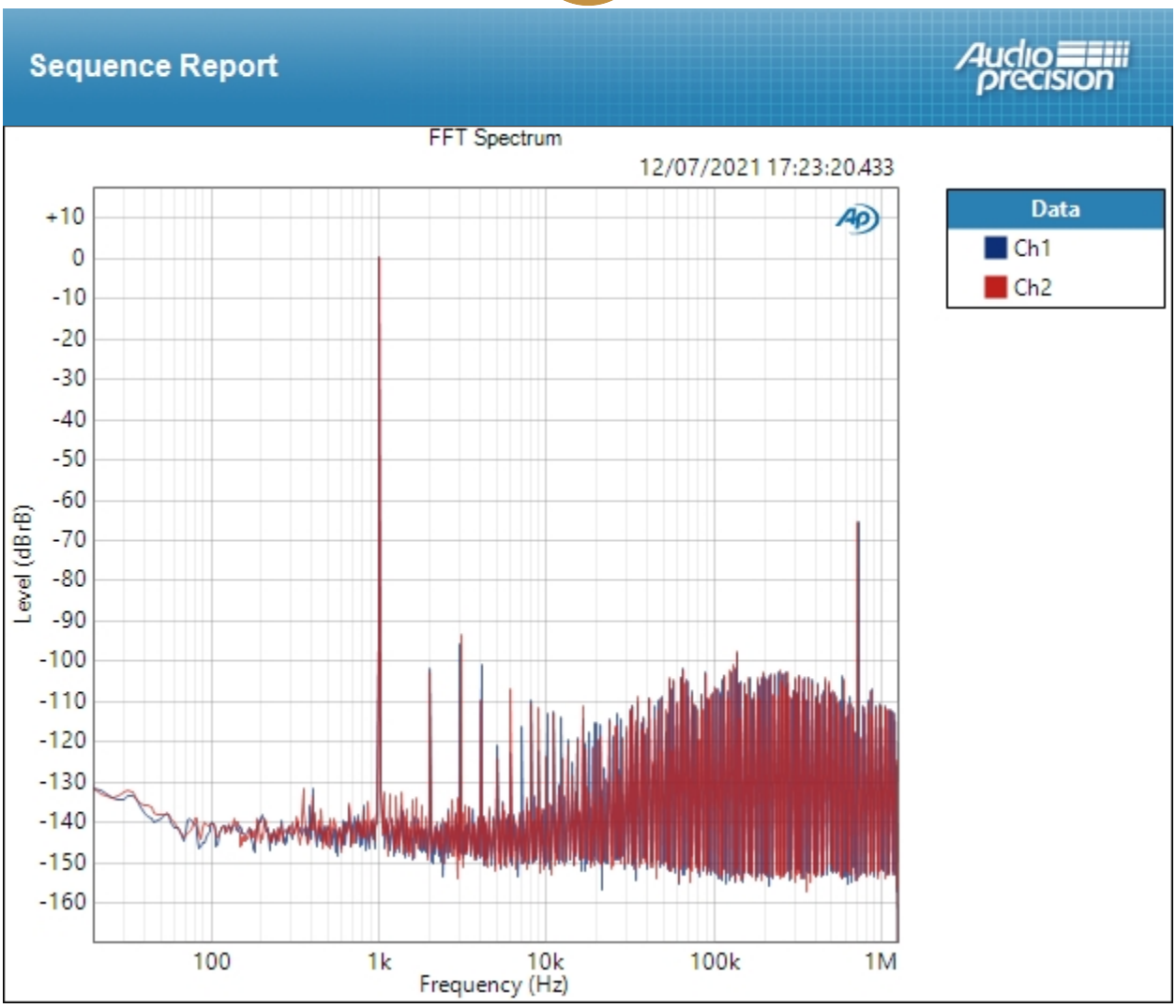

Result: PASSED