Sequence Report

Audio precision

Pre-Sequence Inputs:

ID:

Summary

SIG 1 - Scope Views (44.1khz)	
1khz Tone View	PASSED
15khz Tone View	PASSED
-90.31dBFS 1khz sine	PASSED
Filter Ultrasonic Attenuation	PASSED
20hz-90khz Noise RMS Level	PASSED
THD+N/Frequency (40khz Band Limit)	PASSED
SIG 2 - Main Measurements (44.1khz)	
Output Level (Vrms)	PASSED
Frequency Response (Audible Band)	PASSED
20hz-20khz Noise RMS Level	PASSED
Idle Noise FFT	PASSED
1khz FFT (0dbfs)	PASSED
1khz FFT (-3dbfs)	PASSED
50khz FFT (0dbfs)	PASSED
50hz FFT (-3dbfs)	PASSED
Effective Number of Bits 0dbfs	PASSED
Effective Number of Bits -3dbfs	PASSED
THD+N 0dbfs	PASSED
THD+N -3dbfs	PASSED
THD+N/Frequency (20khz Band Limit)	PASSED
Dynamic Range - AES17	PASSED
Signal to Noise Ratio	PASSED
IMD (SMPTE)	PASSED
50hz/7khz IMD SMPTE FFT	PASSED
IMD Level Sweep (SMPTE)	PASSED
Linearity	PASSED
Linearity (No Bandpass)	PASSED
DC Offset (active)	PASSED
DC Offset (idle)	PASSED
Crosstalk Sweep, Custom	PASSED

SIG 3 - 44.1khz Jitter	
44.1khz J-Test (Jitter)	PASSED
SIG 4 - 48khz Jitter	
48khz J-Test (Jitter)	PASSED
SIG 4 - Multitone and bandwidth (192khz)	
90khz Bandwidth	PASSED
Multitone Analyzer	PASSED
SIG 5 - Impulse Response and wideband view	
Wideband idle noise	PASSED
1khz 0dbfs wideband	PASSED
1khz -3dbfs wideband	PASSED
Sequence Result:	
Sequence Result:	PASSED

SIG 1 - Scope Views (44.1khz) : Signal Path Setup

Output Connector:	ASIO
Asio Device:	ASIO4ALL v2
Scaling Mode:	Digital
Output Sample Rate:	44.1000 kHz
Output Latency:	Auto
Buffer Size:	512
Clock Source:	Big Ben
Input 1:	Analog Balanced
Input Bandwidth:	AC (<10 Hz) - 90k (192 kHz SR)
Input EQ:	None
Channels:	2
Termination:	200 kohm
High Performance Sine Analyzer:	Disabled
Input 2:	None
Device Delay:	0.000 s
• References	
dBr G:	-20.000 dBFS
Shared Frequency Reference:	1.00000 kHz
Analog Input	
dBrA:	3.970 Vrms
dBrB:	3.970 Vrms
dBrA Offset:	0.000 dB
dBrB Offset:	3.000 dB
dBSPL1:	3.970 Vrms
dBSPL2:	10.00 mVrms
dBSPL1 Calibrator Level:	22.000 dBSPL
dBSPL2 Calibrator Level:	94.000 dBSPL
dBm (Input Power):	600.0 ohm
W(watts) (Input Power):	8.000 ohm

• DCX

DCX is not detected.

• Clocks

Output Rate:	Track Output SR
Sync Out Level:	3.300 V
Sync Out Polarity:	Normal
Timebase Reference:	Internal
Jitter:	Disabled

• Triggers

Source:	Off
Input Logic Level:	3.300 V
Edge:	Rising

Sequence Report

Audio precision

SIG 1 - Scope Views (44.1khz) : 1khz Tone View

Waveform:	Sine
Generator Level:	-3.000 dBFS
DC Offset:	0.000 D
Frequency:	1.00000 kHz
Secondary Source:	None
Measured 1	31/08/2021 23:10:05
Acquisition Type:	Auto
Trigger:	Free Run
Delay Time:	250.0 ms
Input Bandwidth:	Use Signal Path
FFT Length:	256K
Averaging:	Power
Averages:	1
Window:	AP-Equiripple
Record Acquisition:	False
Recording Type:	Multiple Mono PCM (.wav)

Scope (31/08/2021 23:10:05.583)

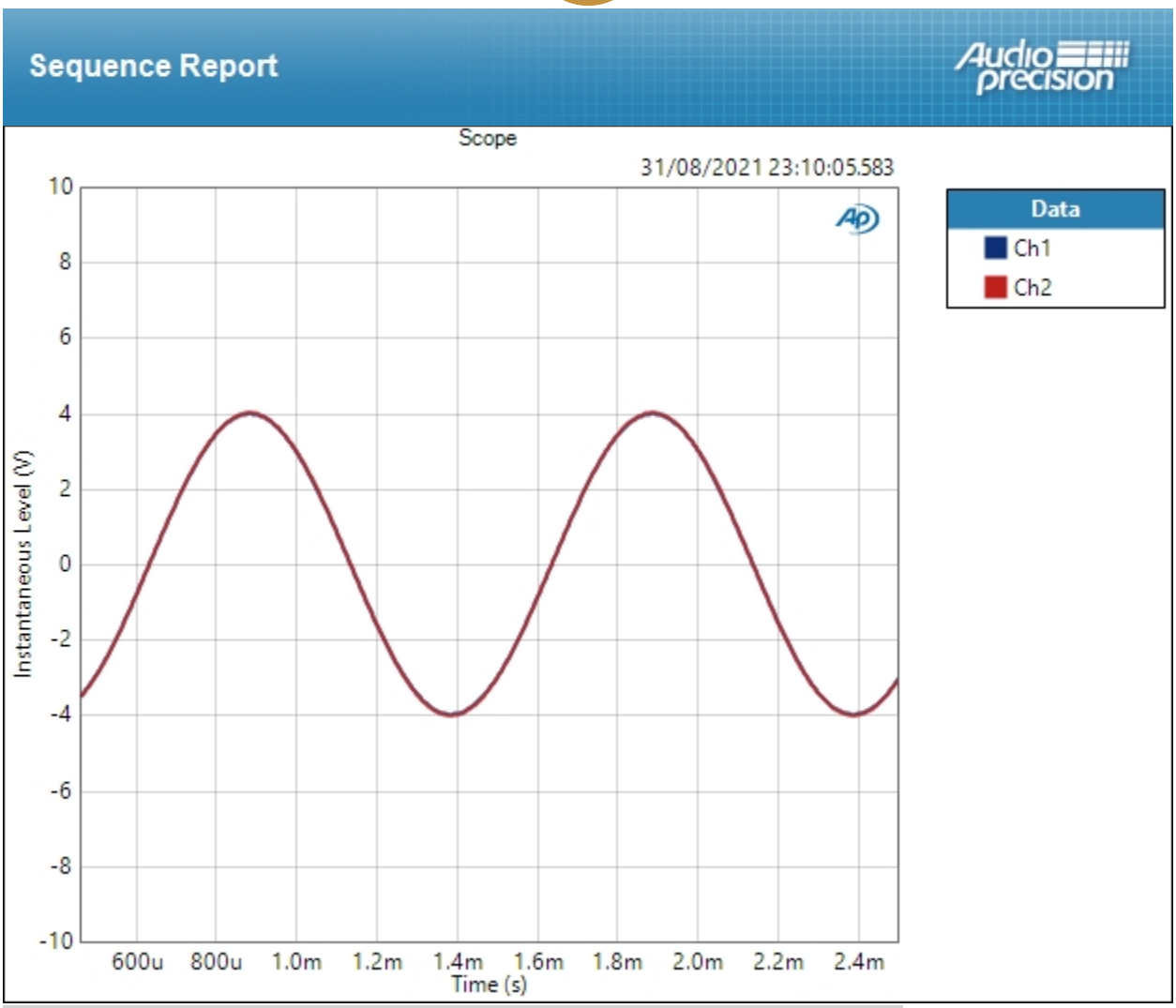

Scope Parameters

Interpolated: On

Result: PASSED

Sequence Report

SIG 1 - Scope Views (44.1khz) : 15khz Tone View

Waveform:	Sine
Generator Level:	-3.000 dBFS
DC Offset:	0.000 D
Frequency:	15.0000 kHz
Secondary Source:	None
Measured 1	31/08/2021 23:10:15
Acquisition Type:	Auto
Trigger:	Free Run
Delay Time:	250.0 ms
Input Bandwidth:	Use Signal Path
FFT Length:	256K
Averaging:	Power
Averages:	1
Window:	AP-Equiripple
Record Acquisition:	False
Recording Type:	Multiple Mono PCM (.wav)

Scope (31/08/2021 23:10:15.198)

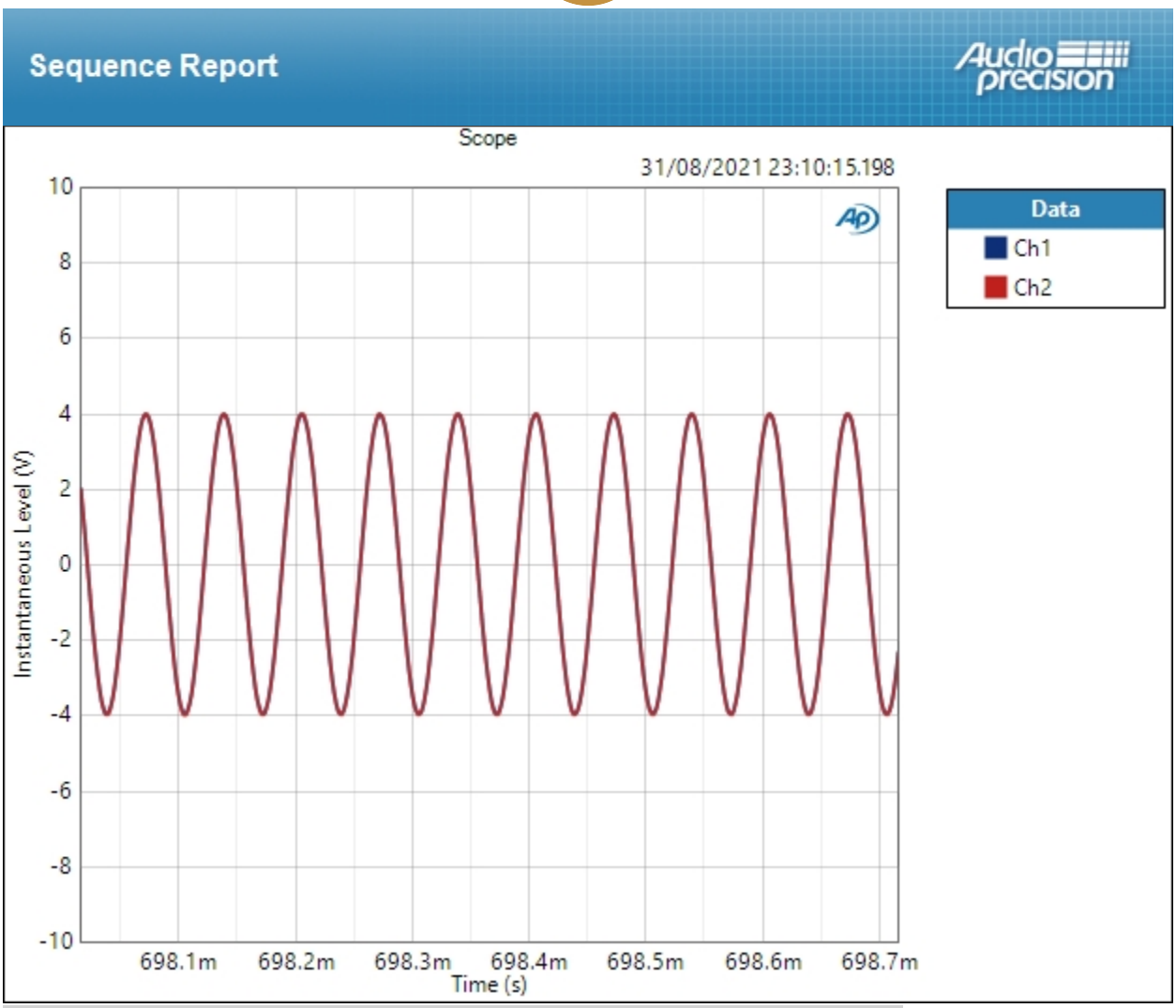

Scope Parameters

Interpolated: On

Result: PASSED

Sequence Report

Audio precision

SIG 1 - Scope Views (44.1khz) : -90.31dBFS 1khz sine

Waveform:	Sine
Generator Level:	-90.310 dBFS
DC Offset:	0.000 D
Frequency:	1.00000 kHz
Secondary Source:	None
Measured 1	31/08/2021 23:10:25
Acquisition Type:	Auto
Trigger:	Free Run
Delay Time:	250.0 ms
Input Bandwidth:	Use Signal Path
FFT Length:	256K
Averaging:	Power
Averages:	1
Window:	AP-Equiripple
Record Acquisition:	False
Recording Type:	Multiple Mono PCM (.wav)

Scope (31/08/2021 23:10:25.724)

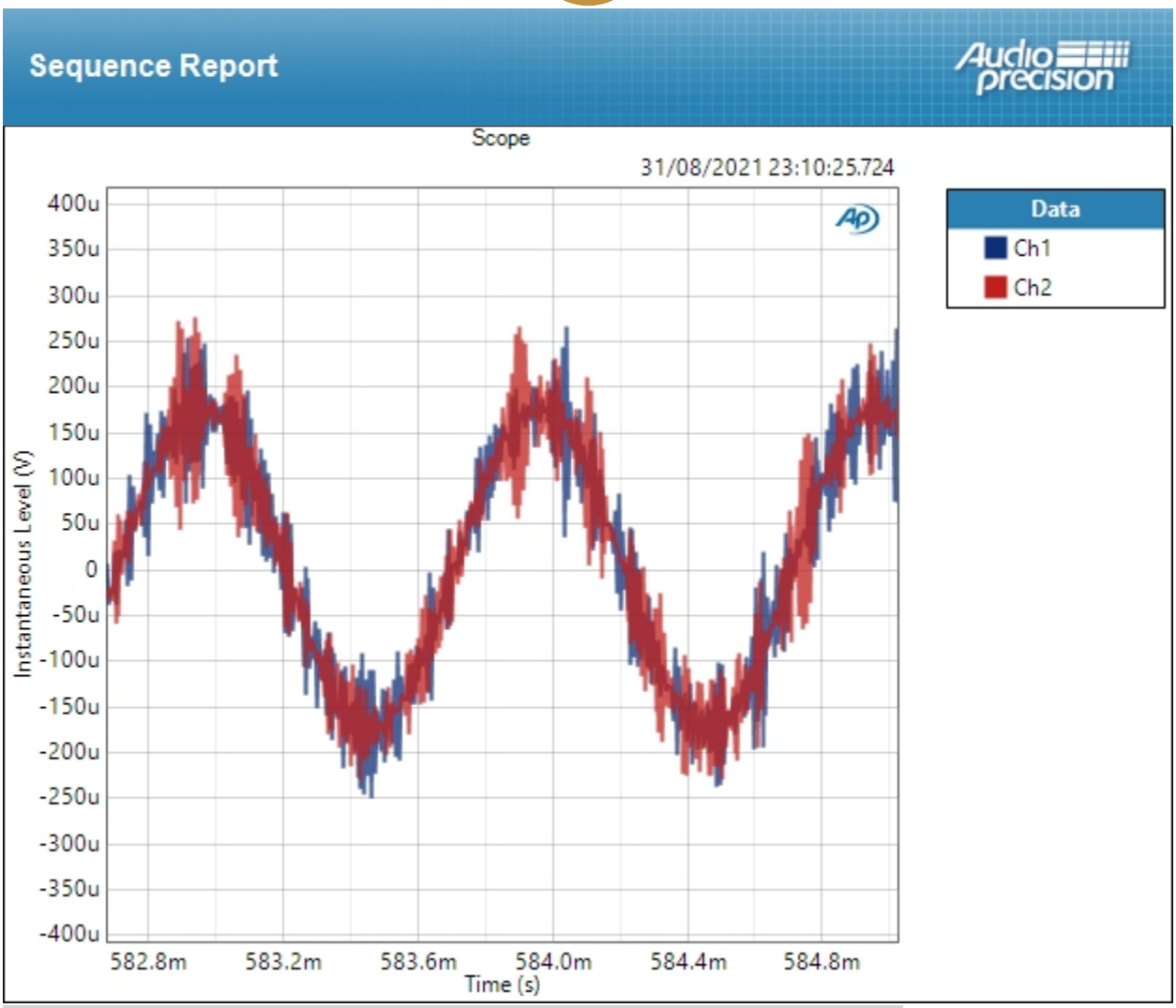

Scope Parameters

Interpolated: On

Result: PASSED

Sequence Report

SIG 1 - Scope Views (44.1khz) : Filter Ultrasonic Attenuation

Waveform:	Noise
Generator Level:	-3.000 dBFS
DC Offset:	0.000 D
Noise Shape:	White
Secondary Source:	None
Measured 1	31/08/2021 23:16:45
Acquisition Type:	Auto
Trigger:	Free Run
Delay Time:	500.0 ms
Input Bandwidth:	Use Signal Path
FFT Length:	1.2M
Averaging:	Power
Averages:	50
Window:	AP-Equiripple
Record Acquisition:	False
Recording Type:	Multiple Mono PCM (.wav)

FFT Spectrum (31/08/2021 23:16:45.027)

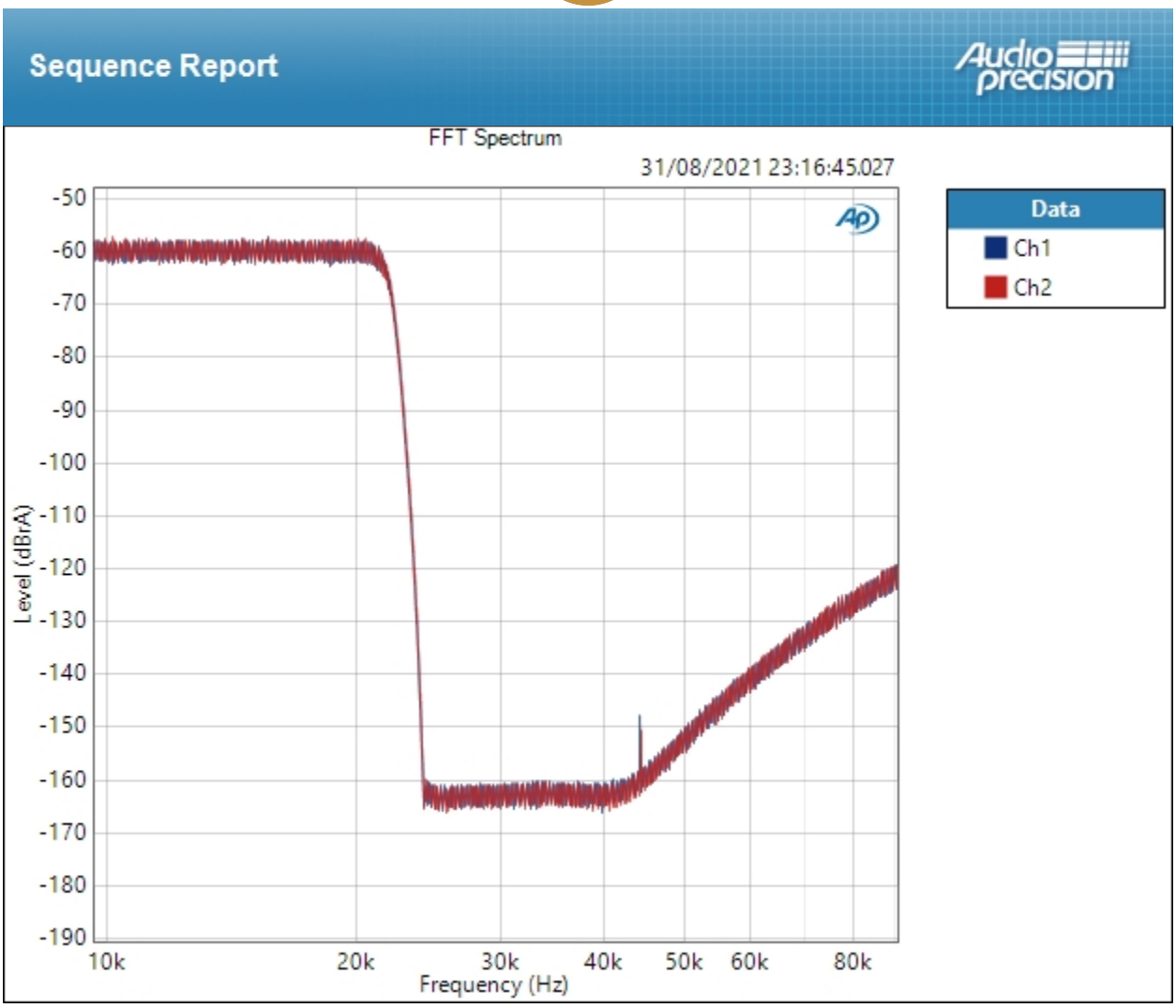

Result: PASSED

Sequence Report

SIG 1 - Scope Views (44.1khz) : 20hz-90khz Noise RMS Level

Waveform:	None
High-pass Filter:	Elliptic
High-pass Frequency:	20 Hz
Low-pass Filter:	Signal Path
Weighting Filter:	Signal Path
Acquisition Time:	250.0 ms
Delay Time:	300.0 ms

Noise Level (31/08/2021 23:16:46.901)

Ch1 45.80 uVrms

Ch2 42.22 uVrms

Sequence Report

SIG 1 - Scope Views (44.1khz) : THD+N/Frequency (40khz Band Limit)

Waveform:	Sine
Generator Level:	-3.000 dBFS
DC Offset:	0.000 D
EQ:	None
Start Frequency:	20.0000 kHz
Stop Frequency:	20.0000 Hz
Step Type:	Logarithmic
Number of Points:	64
High-pass Filter:	Elliptic
High-pass Frequency:	20 Hz
Low-pass Filter:	Elliptic
Low-pass Frequency:	40 kHz
Weighting Filter:	Signal Path
Phase Ref Channel:	Ch1
Measured 1	31/08/2021 23:17:49

THD+N Ratio (31/08/2021 23:17:49.714)

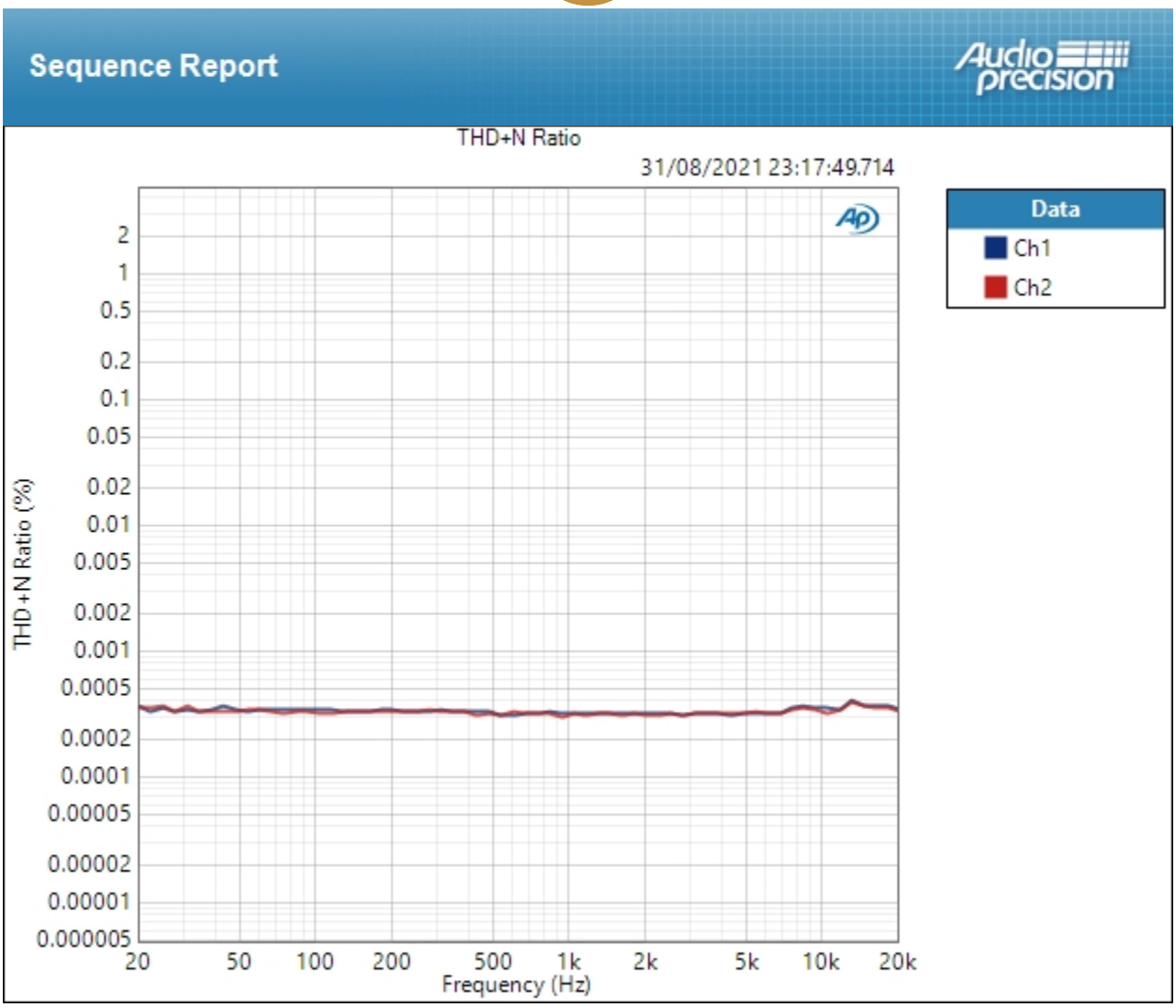

Result: PASSED

SIG 2 - Main Measurements (44.1khz) : Signal Path Setup

Output Connector:	ASIO
Asio Device:	ASIO4ALL v2
Scaling Mode:	Digital
Output Sample Rate:	44.1000 kHz
Output Latency:	Auto
Buffer Size:	512
Clock Source:	Big Ben
Input 1:	Analog Balanced
Input Bandwidth:	AC (<10 Hz) - AES17 (20 kHz)
Input EQ:	None
Channels:	2
Termination:	200 kohm
High Performance Sine Analyzer:	Enabled
Input 2:	None
Device Delay:	0.000 s
• References	
dBr G:	-20.000 dBFS
Shared Frequency Reference:	1.00000 kHz
Analog Input	
dBrA:	3.970 Vrms
dBrB:	3.970 Vrms
dBrA Offset:	0.000 dB
dBrB Offset:	3.000 dB
dBSPL1:	3.970 Vrms
dBSPL2:	10.00 mVrms
dBSPL1 Calibrator Level:	22.000 dBSPL
dBSPL2 Calibrator Level:	94.000 dBSPL
dBm (Input Power):	600.0 ohm
W(watts) (Input Power):	8.000 ohm
• DCX	

DCX is not detected.

• Clocks

Output Rate:	Track Output SR
Sync Out Level:	3.300 V
Sync Out Polarity:	Normal
Timebase Reference:	Internal
Jitter:	Disabled

• Triggers

Source:	Off
Input Logic Level:	3.300 V
Edge:	Rising

SIG 2 - Main Measurements (44.1khz) : Output Level (Vrms)

Waveform:	Sine
Generator Level:	-0.000 dBFS
DC Offset:	0.000 D
Frequency:	1.00000 kHz
Low-pass Filter:	Signal Path

RMS Level (31/08/2021 23:17:54.830)

Ch1 3.969 Vrms

Ch2 3.989 Vrms

Sequence Report

SIG 2 - Main Measurements (44.1khz) : Frequency Response (Audible Band)

Start Frequency:	20.0000 Hz
Stop Frequency:	22.0500 kHz
Generator Level:	-3.000 dBFS
DC Offset:	0.000 D
EQ:	None
Pre-Sweep:	500.0 ms
Sweep:	3.000 s
Extend Acquisition By:	200.0 ms
Secondary Source:	None
Measured 1	31/08/2021 23:18:04

RMS Level (31/08/2021 23:18:04.399)

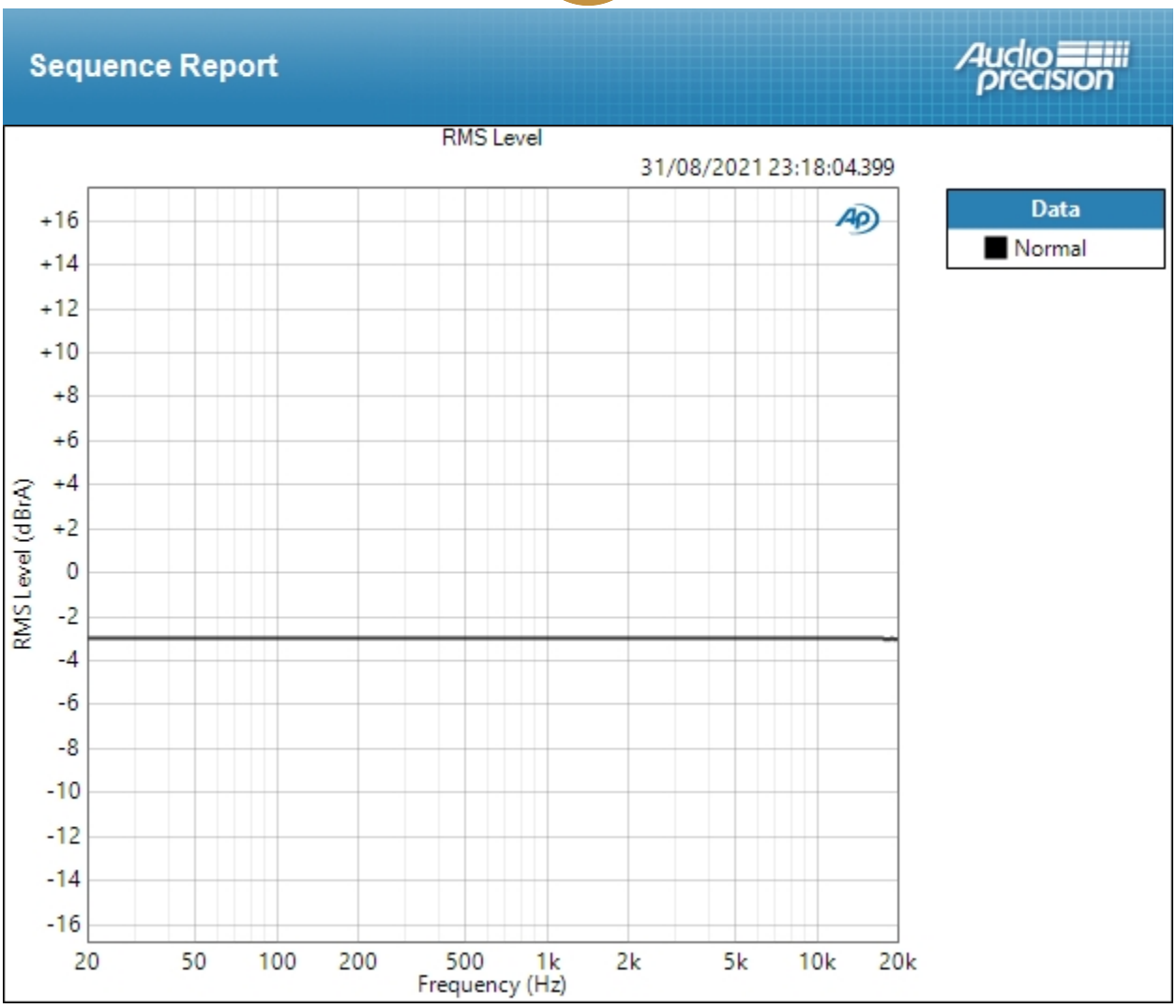

Result: PASSED

Deviation (20.0000 Hz - 4.00000 kHz) (31/08/2021 23:18:04.399)

Ch1 ±0.011 dB

Ch2 ±0.012 dB

Deviation (20.0000 Hz - 4.00000 kHz) Parameters

Min: 20.0000 Hz

Max: 4.00000 kHz

SIG 2 - Main Measurements (44.1khz) : 20hz-20khz Noise RMS Level

Waveform:	None
High-pass Filter:	Elliptic
High-pass Frequency:	20 Hz
Low-pass Filter:	Elliptic
Low-pass Frequency:	20 kHz
Weighting Filter:	Signal Path
Acquisition Time:	250.0 ms
Delay Time:	300.0 ms

Noise Level (31/08/2021 23:18:08.815)

Ch1 1.434 uVrms

Ch2 1.407 uVrms

Sequence Report

SIG 2 - Main Measurements (44.1khz) : Idle Noise FFT

Waveform:	Sine
Generator Level:	-∞ dBFS
DC Offset:	0.000 D
Frequency:	1.00000 kHz
Secondary Source:	None
Measured 1	31/08/2021 23:18:35
Acquisition Type:	Auto
Trigger:	Free Run
Delay Time:	500.0 ms
Input Bandwidth:	Use Signal Path
FFT Length:	256K
Averaging:	Power
Averages:	4
Window:	AP-Equiripple
Record Acquisition:	False
Recording Type:	Multiple Mono PCM (.wav)

FFT Spectrum (31/08/2021 23:18:35.237)

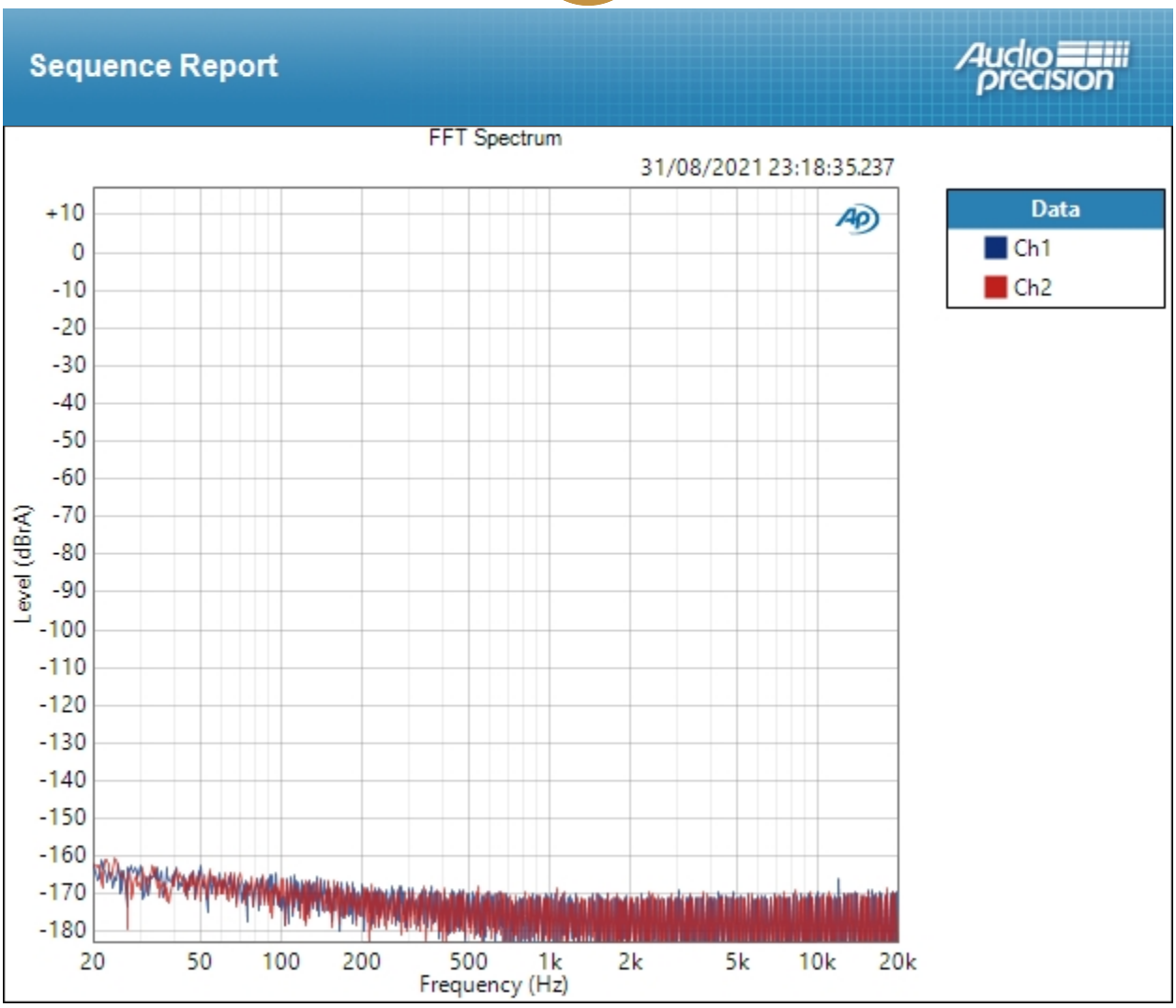

Result: PASSED

Sequence Report

Audio precision

SIG 2 - Main Measurements (44.1khz) : 1khz FFT (0dbfs)

Waveform:	Sine
Generator Level:	-0.000 dBFS
DC Offset:	0.000 D
Frequency:	1.00000 kHz
Secondary Source:	None
Measured 1	31/08/2021 23:19:02
Acquisition Type:	Auto
Trigger:	Free Run
Delay Time:	500.0 ms
Input Bandwidth:	Use Signal Path
FFT Length:	256K
Averaging:	Power
Averages:	4
Window:	AP-Equiripple
Record Acquisition:	False
Recording Type:	Multiple Mono PCM (.wav)

FFT Spectrum (31/08/2021 23:19:02.913)

Sequence Report

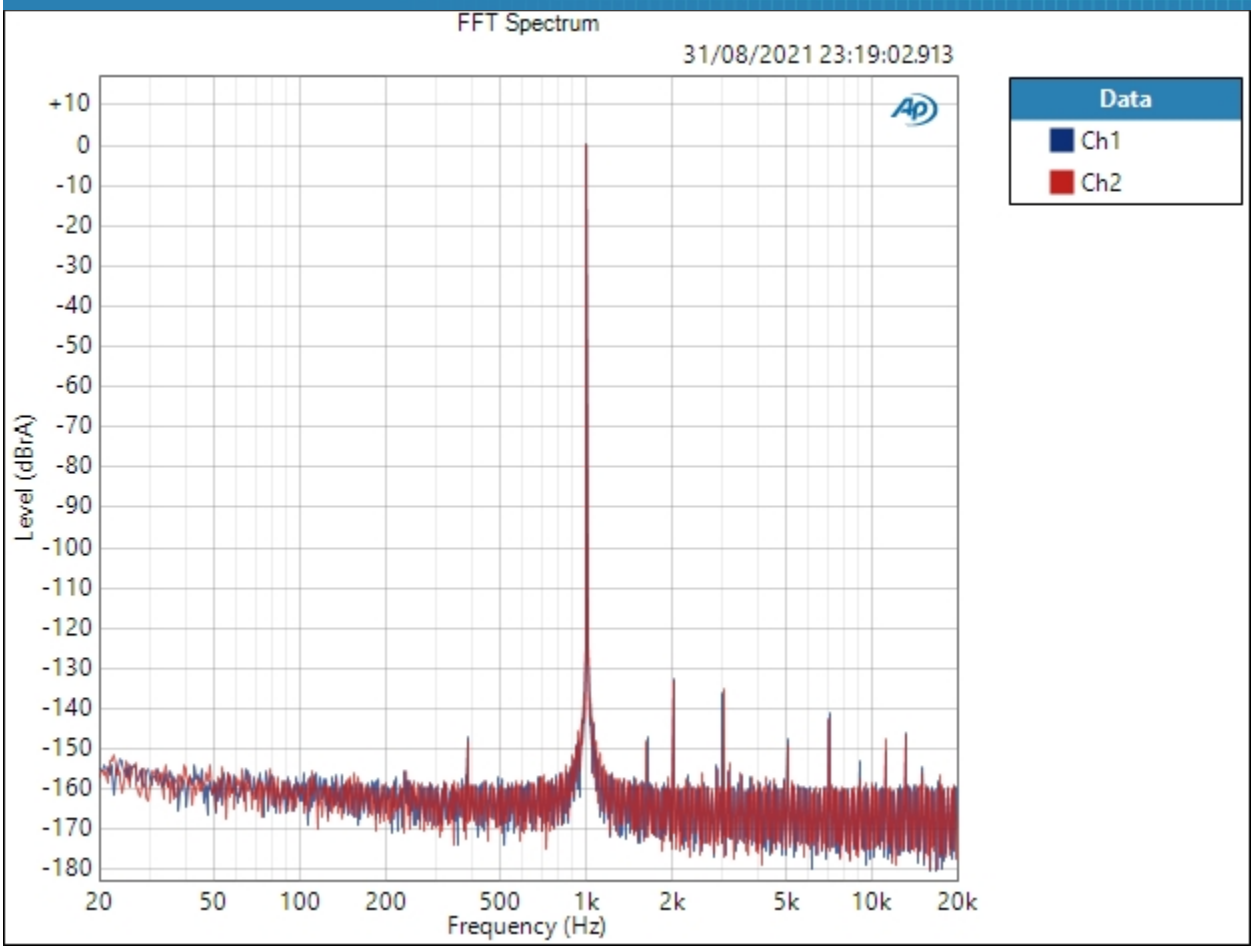

Result: PASSED

Sequence Report

SIG 2 - Main Measurements (44.1khz) : 1khz FFT (-3dbfs)

Waveform:	Sine
Generator Level:	-3.000 dBFS
DC Offset:	0.000 D
Frequency:	1.00000 kHz
Secondary Source:	None
Measured 1	31/08/2021 23:19:31
Acquisition Type:	Auto
Trigger:	Free Run
Delay Time:	500.0 ms
Input Bandwidth:	Use Signal Path
FFT Length:	256K
Averaging:	Power
Averages:	4
Window:	AP-Equiripple
Record Acquisition:	False
Recording Type:	Multiple Mono PCM (.wav)

FFT Spectrum (31/08/2021 23:19:31.351)

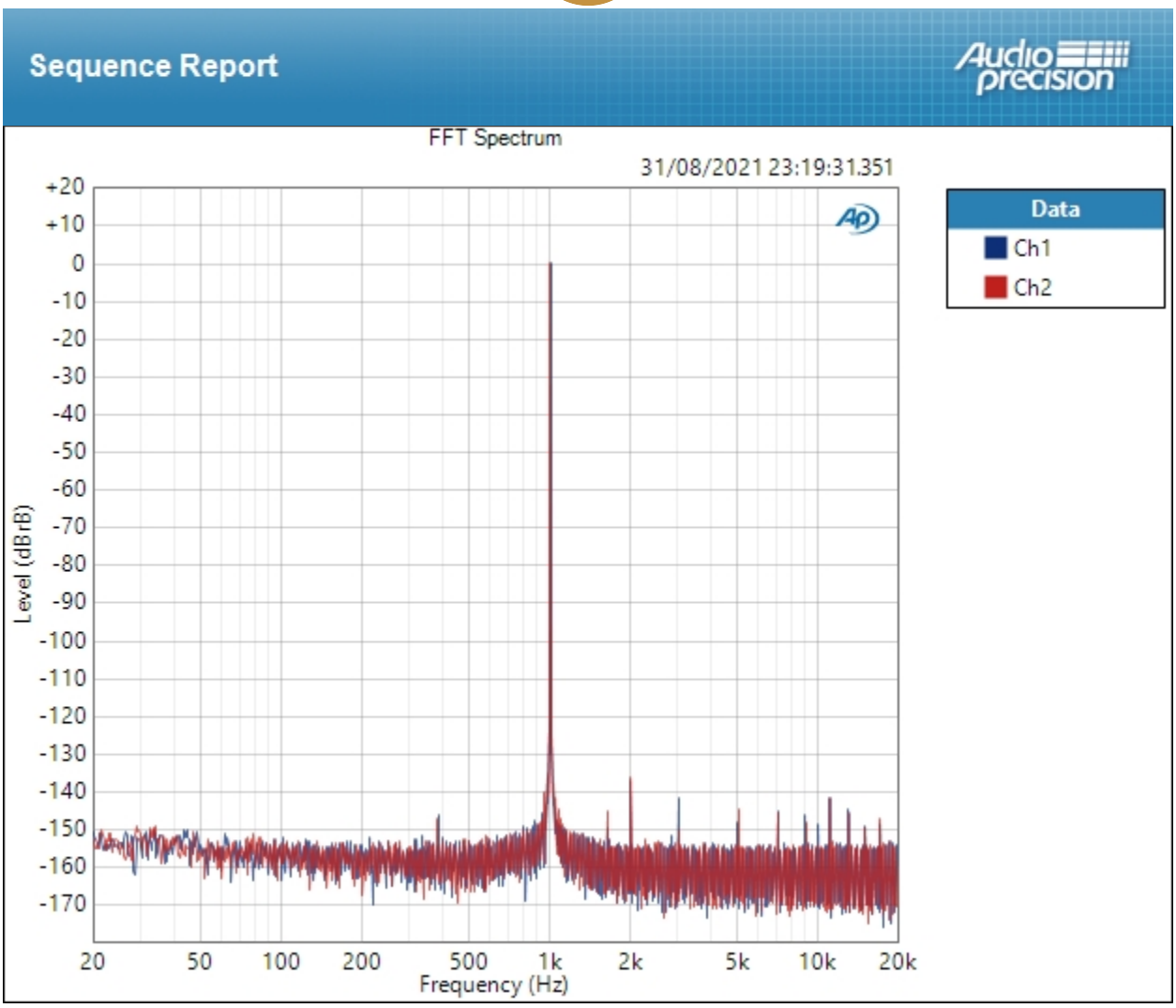

Result: PASSED

Sequence Report

SIG 2 - Main Measurements (44.1khz) : 50khz FFT (0dbfs)

Waveform:	Sine
Generator Level:	-0.000 dBFS
DC Offset:	0.000 D
Frequency:	50.0000 Hz
Secondary Source:	None
Measured 1	31/08/2021 23:19:58
Acquisition Type:	Auto
Trigger:	Free Run
Delay Time:	500.0 ms
Input Bandwidth:	Use Signal Path
FFT Length:	256K
Averaging:	Power
Averages:	4
Window:	AP-Equiripple
Record Acquisition:	False
Recording Type:	Multiple Mono PCM (.wav)

FFT Spectrum (31/08/2021 23:19:58.857)

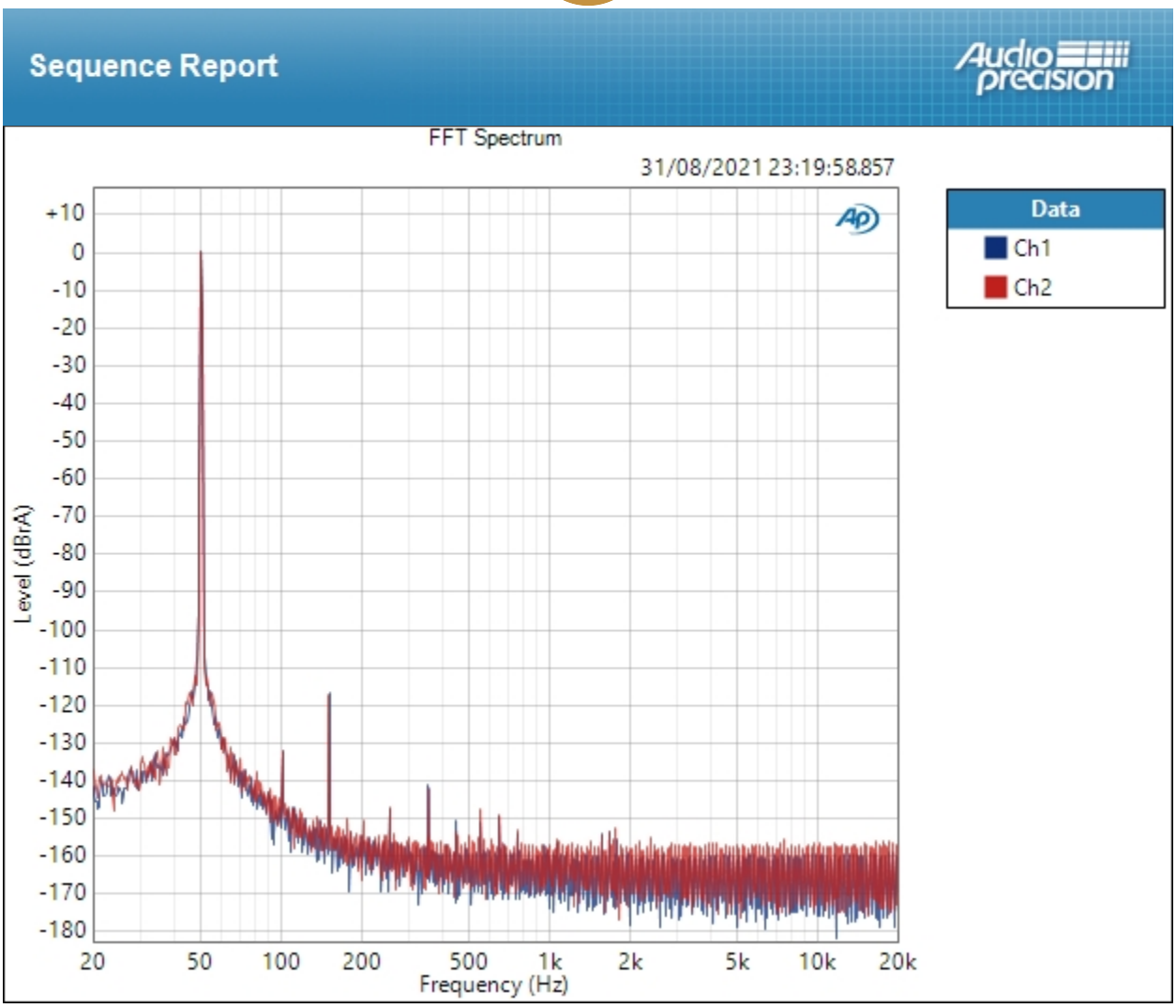

Result: PASSED

Sequence Report

SIG 2 - Main Measurements (44.1khz) : 50hz FFT (-3dbfs)

Waveform:	Sine
Generator Level:	-3.000 dBFS
DC Offset:	0.000 D
Frequency:	50.0000 Hz
Secondary Source:	None
Measured 1	31/08/2021 23:20:24
Acquisition Type:	Auto
Trigger:	Free Run
Delay Time:	250.0 ms
Input Bandwidth:	Use Signal Path
FFT Length:	256K
Averaging:	Power
Averages:	4
Window:	AP-Equiripple
Record Acquisition:	False
Recording Type:	Multiple Mono PCM (.wav)

FFT Spectrum (31/08/2021 23:20:24.493)

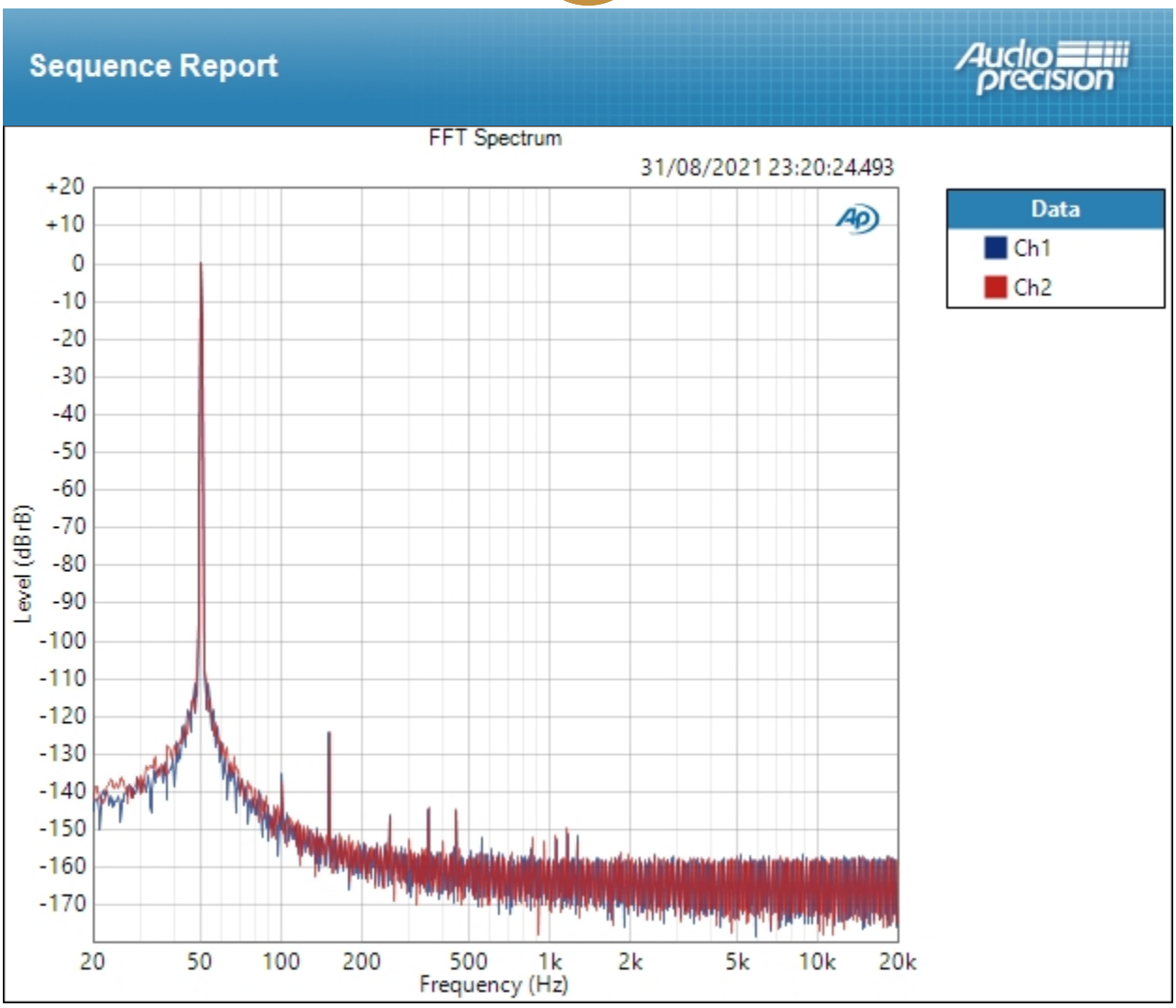

Result: PASSED

SIG 2 - Main Measurements (44.1khz) : Effective Number of Bits 0dbfs

Waveform:	Sine (1 kHz)
Generator Level:	-0.000 dBFS
DC Offset:	0.000 D
Frequency:	1.00000 kHz
High-pass Filter:	Elliptic
High-pass Frequency:	20 Hz
Low-pass Filter:	Elliptic
Low-pass Frequency:	20 kHz
Weighting Filter:	Signal Path
Notch Tuning Mode:	Measured Frequency

ENOB (31/08/2021 23:20:27.269)

Ch1 19.4

Ch2 19.4

SIG 2 - Main Measurements (44.1khz) : Effective Number of Bits -3dbfs

Waveform:	Sine (1 kHz)
Generator Level:	-3.000 dBFS
DC Offset:	0.000 D
Frequency:	1.00000 kHz
High-pass Filter:	Elliptic
High-pass Frequency:	20 Hz
Low-pass Filter:	Elliptic
Low-pass Frequency:	20 kHz
Weighting Filter:	Signal Path
Notch Tuning Mode:	Measured Frequency

ENOB (31/08/2021 23:20:29.835)

Ch1 18.6

Ch2 18.6

Sequence Report

Audio precision

SIG 2 - Main Measurements (44.1khz) : THD+N 0dbfs

Waveform:	Sine
Generator Level:	-0.000 dBFS
DC Offset:	0.000 D
Frequency:	1.00000 kHz
High-pass Filter:	Elliptic
High-pass Frequency:	20 Hz
Low-pass Filter:	Elliptic
Low-pass Frequency:	20 kHz
Weighting Filter:	Signal Path
Notch Tuning Mode:	Measured Frequency

THD+N Ratio (31/08/2021 23:20:33.902)

Ch1 0.000120 %

Ch2 0.000117 %

THD+N Level (31/08/2021 23:20:33.902)

Ch1 -118.433 dBrA

Ch2 -118.563 dBrA

Noise Level (31/08/2021 23:20:33.902)

Ch1 4.447 uVrms

Ch2 4.403 uVrms

Distortion Product Ratio (31/08/2021 23:20:33.902)

Channel	F	H2	H3	H4	H5	H6	H7	H8	H9	H10
	1.000k	2.000k	3.000k	4.000k	5.000k	6.000k	7.000k	8.000k	9.000k	10.00k
Ch1	-0.00	-132.45	-135.40	-144.40	-144.16	-145.41	-140.96	-146.49	-143.03	-147.56
	1.000k	2.000k	3.000k	4.000k	5.000k	6.000k	7.000k	8.000k	9.000k	10.00k
Ch2	-0.00	-133.49	-135.69	-149.34	-146.64	-145.57	-145.39	-147.01	-152.03	-146.89

Distortion Product Ratio Parameters

Frequency Unit:	Hz
Ratio Unit:	dB
Channel:	Ch1

Sequence Report

Audio precision

SIG 2 - Main Measurements (44.1khz) : THD+N -3dbfs

Waveform:	Sine
Generator Level:	-3.000 dBFS
DC Offset:	0.000 D
Frequency:	1.00000 kHz
High-pass Filter:	Elliptic
High-pass Frequency:	20 Hz
Low-pass Filter:	Elliptic
Low-pass Frequency:	20 kHz
Weighting Filter:	Signal Path
Notch Tuning Mode:	Measured Frequency

THD+N Ratio (31/08/2021 23:20:38.090)

Ch1 0.000148 %

Ch2 0.000147 %

THD+N Level (31/08/2021 23:20:38.090)

Ch1 -116.607 dBrB

Ch2 -116.623 dBrB

Noise Level (31/08/2021 23:20:38.090)

Ch1 3.996 uVrms

Ch2 3.997 uVrms

Distortion Product Ratio (31/08/2021 23:20:38.090)

Channel	F	H2	H3	H4	H5	H6	H7	H8	H9	H10
	1.000k	2.000k	3.000k	4.000k	5.000k	6.000k	7.000k	8.000k	9.000k	10.00k
Ch1	-0.00	-134.68	-138.55	-153.73	-140.36	-151.12	-139.66	-147.33	-142.69	-143.34
	1.000k	2.000k	3.000k	4.000k	5.000k	6.000k	7.000k	8.000k	9.000k	10.00k
Ch2	-0.00	-135.11	-138.65	-143.42	-142.31	-144.25	-143.09	-147.36	-140.55	-145.50

Distortion Product Ratio Parameters

Frequency Unit:	Hz
Ratio Unit:	dB
Channel:	Ch1

Sequence Report

SIG 2 - Main Measurements (44.1khz) : THD+N/Frequency (20khz Band Limit)

Waveform:	Sine
Generator Level:	-3.000 dBFS
DC Offset:	0.000 D
EQ:	None
Start Frequency:	20.0000 kHz
Stop Frequency:	20.0000 Hz
Step Type:	Logarithmic
Number of Points:	64
High-pass Filter:	Elliptic
High-pass Frequency:	20 Hz
Low-pass Filter:	Signal Path
Weighting Filter:	Signal Path
Phase Ref Channel:	Ch1
Measured 1	31/08/2021 23:21:55

THD+N Ratio (31/08/2021 23:21:55.509)

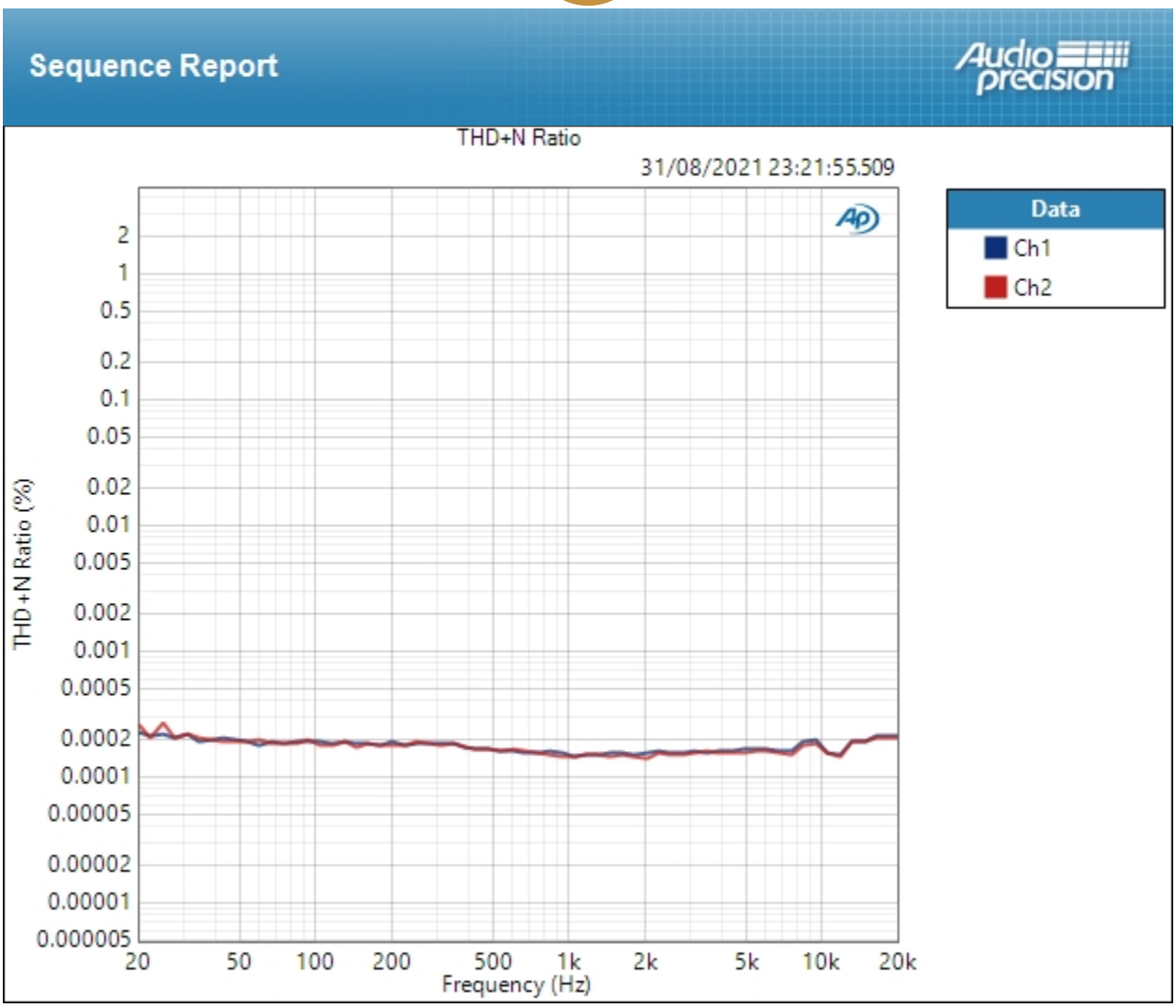

Result: PASSED

SIG 2 - Main Measurements (44.1khz) : Dynamic Range - AES17

Waveform:	Sine
Generator Level:	-0.000 dBFS
DC Offset:	0.000 D
Frequency:	0.99700 kHz
Level Ratio:	-60.000 dB
High-pass Filter:	Signal Path
Low-pass Filter:	Elliptic
Low-pass Frequency:	20 kHz
Weighting Filter:	CCIR-2k

Dynamic Range - AES17 (31/08/2021 23:21:59.766)

Ch1 127.243 dB

Ch2 127.883 dB

SIG 2 - Main Measurements (44.1khz) : Signal to Noise Ratio

Waveform:	Sine
Generator Level:	-0.000 dBFS
DC Offset:	0.000 D
Frequency:	1.00000 kHz
High-pass Filter:	Elliptic
High-pass Frequency:	20 Hz
Low-pass Filter:	Elliptic
Low-pass Frequency:	20 kHz
Weighting Filter:	Signal Path

Signal to Noise Ratio (31/08/2021 23:22:02.858)

Ch1 128.762 dB

Ch2 129.214 dB

Sequence Report

Audio precision

SIG 2 - Main Measurements (44.1khz) : IMD (SMPTE)

IMD Type:	SMPTE
Waveform:	IMD
Generator Level:	-0.000 dBFS
DC Offset:	0.000 D
Frequency 1:	60.0000 Hz
Frequency 2:	7.00000 kHz
Frequency Ratio:	4:1
IMD Split:	False

SMPTE Ratio (31/08/2021 23:22:05.269)

Ch1 -106.366 dB

Ch2 -112.157 dB

SMPTE Distortion Product Ratio (31/08/2021 23:22:05.269)

Channel	f1	d5	d4	d3	d2	f2	d2	d3	d4	d5
	60.00	6.760k	6.820k	6.880k	6.940k	7.000k	7.060k	7.120k	7.180k	7.240k
Ch1	12.03	-122.20	-126.11	-113.85	-118.54	0.00	-117.95	-113.66	-127.68	-119.57
	60.00	6.760k	6.820k	6.880k	6.940k	7.000k	7.060k	7.120k	7.180k	7.240k
Ch2	12.03	-125.86	-128.88	-124.67	-118.60	0.00	-118.60	-118.09	-129.23	-121.48

SMPTE Distortion Product Ratio Parameters

Frequency Unit:	Hz
Ratio Unit:	dB
Channel:	Ch1

Sequence Report

Audio precision

SIG 2 - Main Measurements (44.1khz) : 50hz/7khz IMD SMPTE FFT

Waveform:	Sine, Dual
Generator Level:	-0.000 dBFS
DC Offset:	0.000 D
Frequency:	50.0000 Hz
Frequency B:	7.00000 kHz
IMD Split:	No
FB:FA Ratio:	1.000 x/y
Secondary Source:	None
Measured 1	31/08/2021 23:22:32
Acquisition Type:	Auto
Trigger:	Free Run
Delay Time:	500.0 ms
Input Bandwidth:	Use Signal Path
FFT Length:	256K
Averaging:	Power
Averages:	4
Window:	AP-Equiripple
Record Acquisition:	False
Recording Type:	Multiple Mono PCM (.wav)

FFT Spectrum (31/08/2021 23:22:32.144)

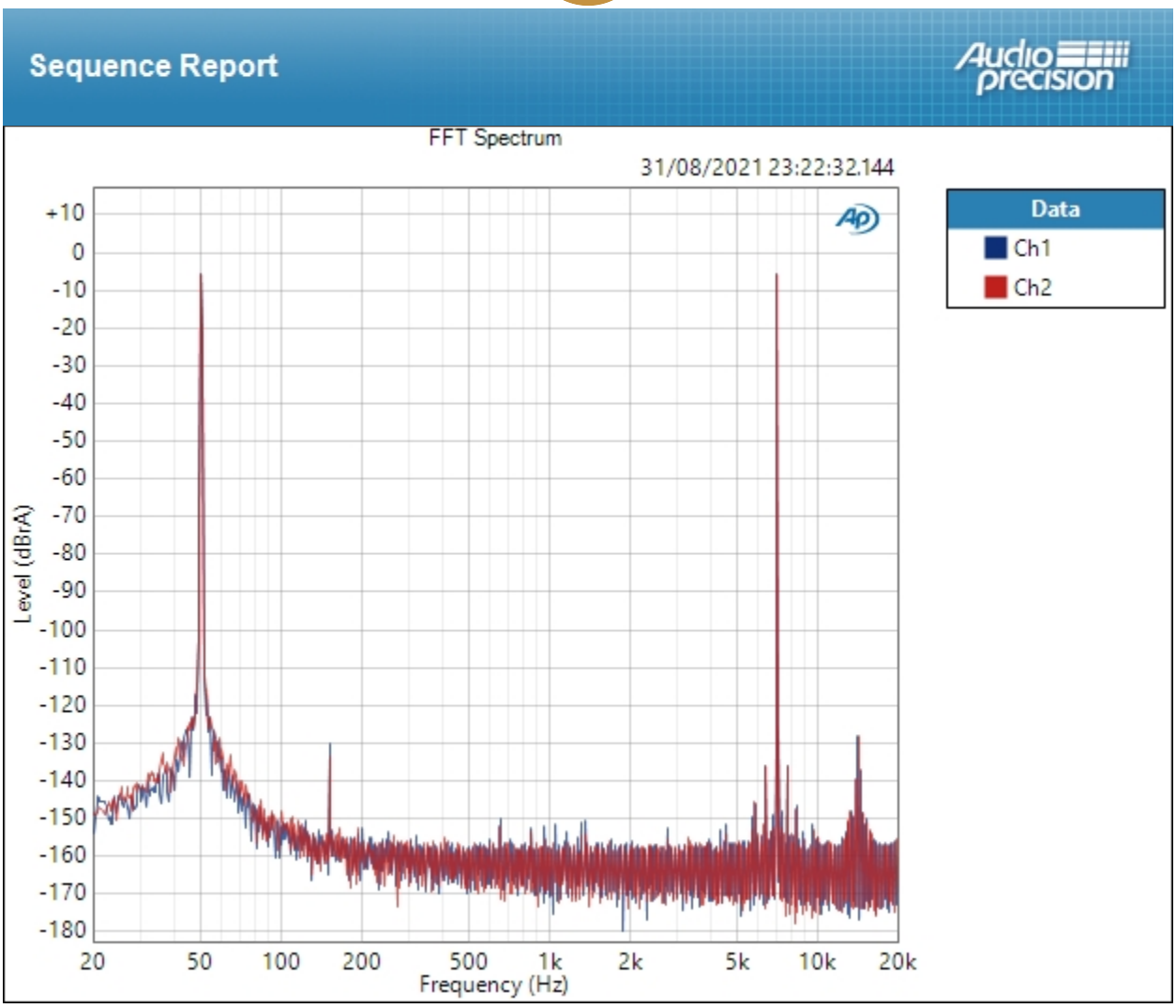

Result: PASSED

Sequence Report

SIG 2 - Main Measurements (44.1khz) : IMD Level Sweep (SMPTE)

IMD Type:	SMPTE
Frequency 1:	60.0000 Hz
Frequency 2:	7.00000 kHz
Frequency Ratio:	4:1
IMD Split:	False
Start Level:	-60.000 dBFS
Stop Level:	-0.000 dBFS
Step Type:	Linear
Number of Points:	124
Step Size:	+0.488 dBFS
Measured 1	31/08/2021 23:24:36

SMPTE Ratio (31/08/2021 23:24:36.593)

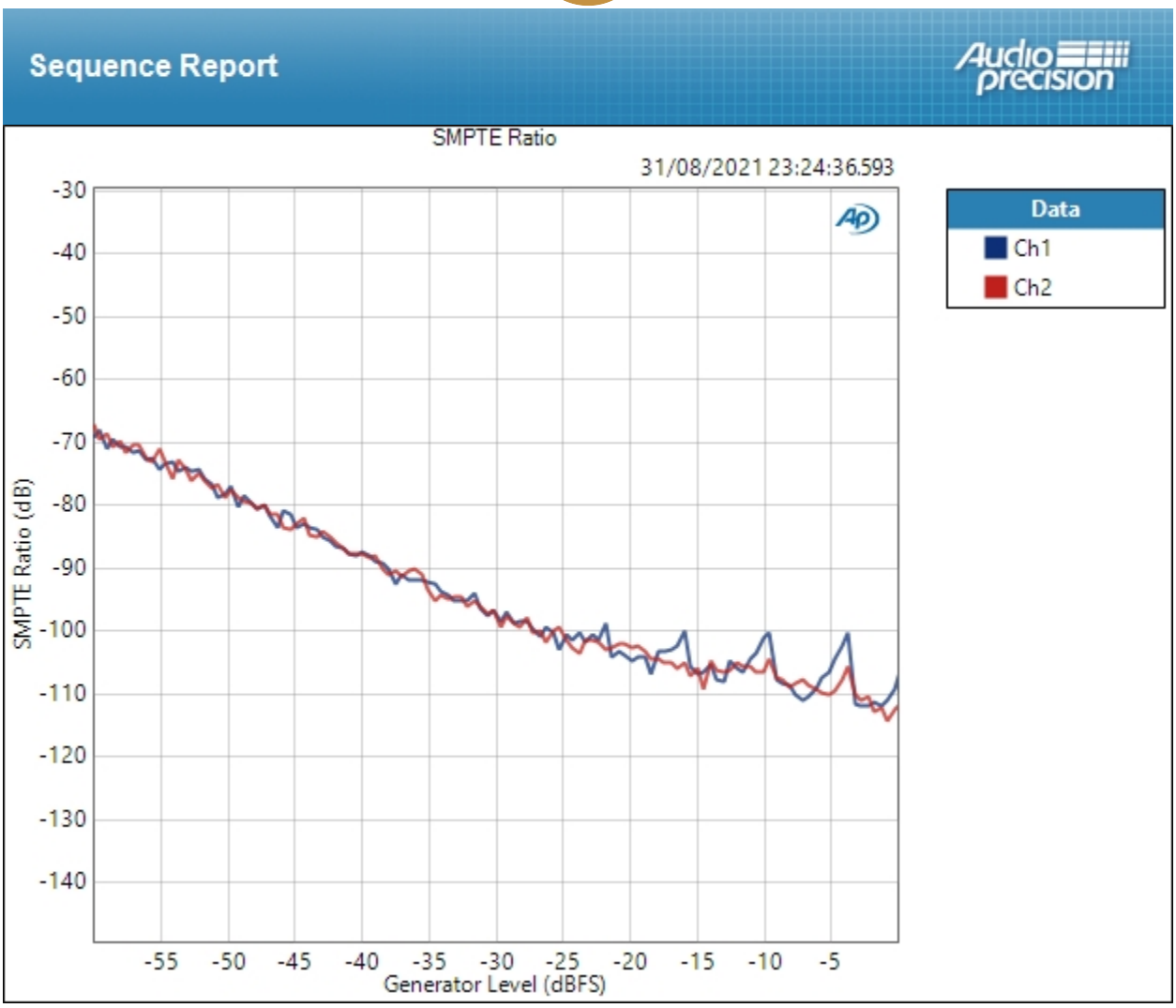

Result: PASSED

SMPTE Ratio vs Measured Level (31/08/2021 23:24:36.593)

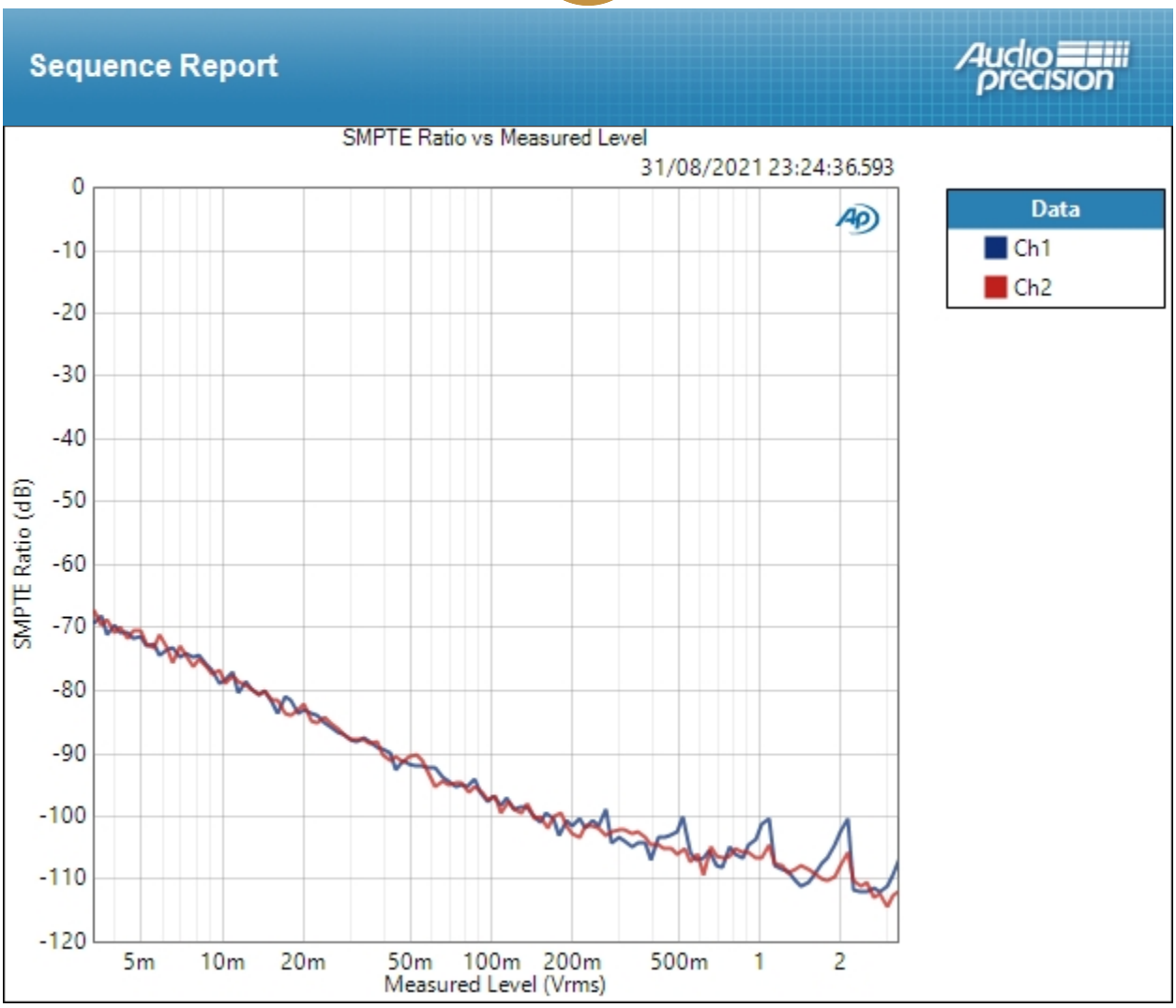

Result: PASSED

Sequence Report

SIG 2 - Main Measurements (44.1khz) : Linearity

Waveform:	Sine
Frequency:	1.00000 kHz
Start Level:	-120.000 dBFS
Stop Level:	-0.000 dBFS
Step Type:	Linear
Number of Points:	124
Step Size:	+0.976 dBFS
Offset:	0.000 D
Selectivity:	1/24 octave
Bandpass Tuning Mode:	Generator Frequency
Measured 1	31/08/2021 23:26:46

Linearity (-20.000 dBFS) (31/08/2021 23:26:46.451)

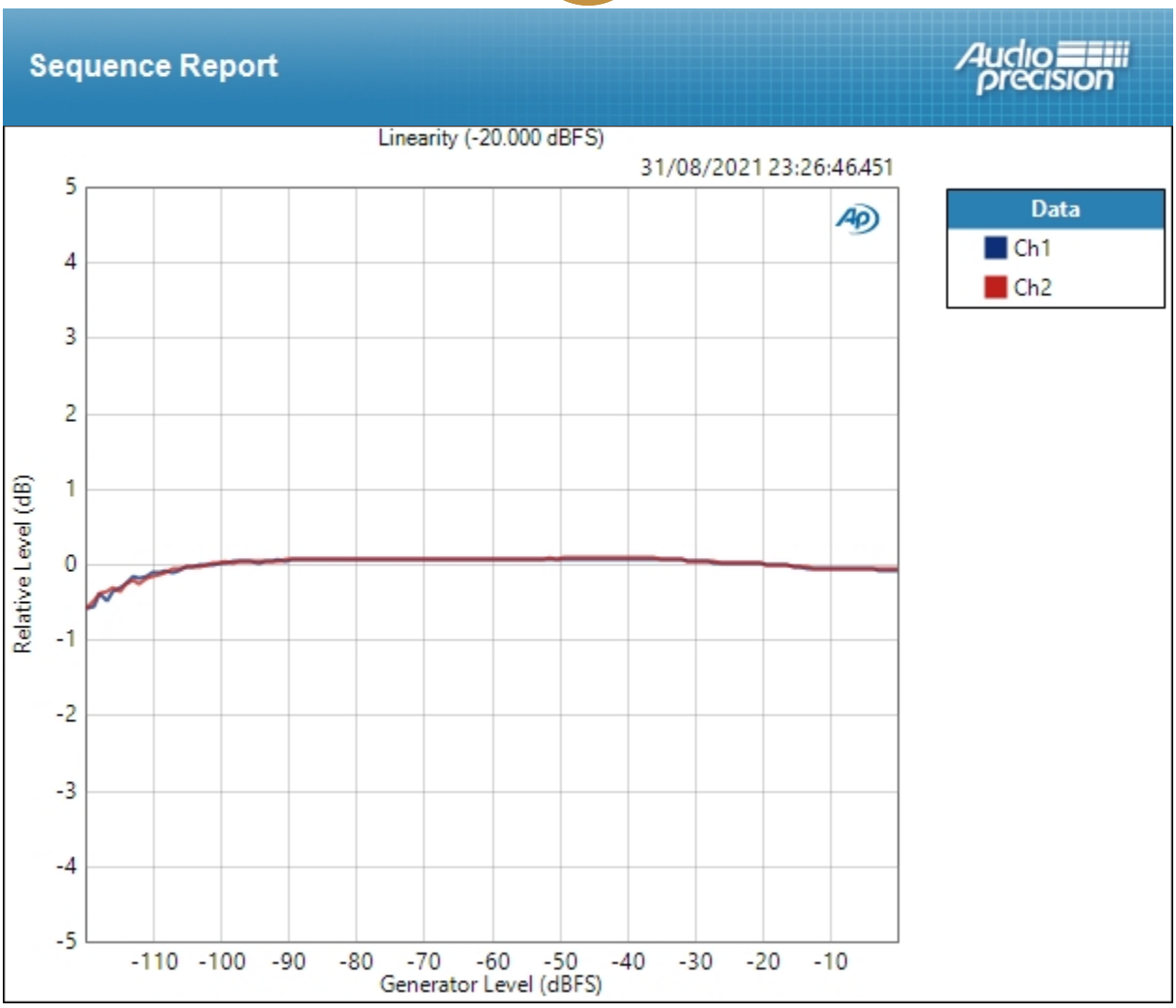

Linearity (-20.000 dBFS) Parameters

Mode: Normalized at Reference

Relative Level: -20.000 dBFS

Result: PASSED

Sequence Report

SIG 2 - Main Measurements (44.1khz) : Linearity (No Bandpass)

Waveform:	Sine
Frequency:	1.00000 kHz
Start Level:	-120.000 dBFS
Stop Level:	-0.000 dBFS
Step Type:	Linear
Number of Points:	124
Step Size:	+0.976 dBFS
Offset:	0.000 D
High-pass Filter:	Elliptic
High-pass Frequency:	20 Hz
Low-pass Filter:	Elliptic
Low-pass Frequency:	20 kHz
Weighting Filter:	Signal Path
Notch Tuning Mode:	Generator Frequency
Measured 1	31/08/2021 23:29:15

Linearity (-20.000 dBFS) (31/08/2021 23:29:15.323)

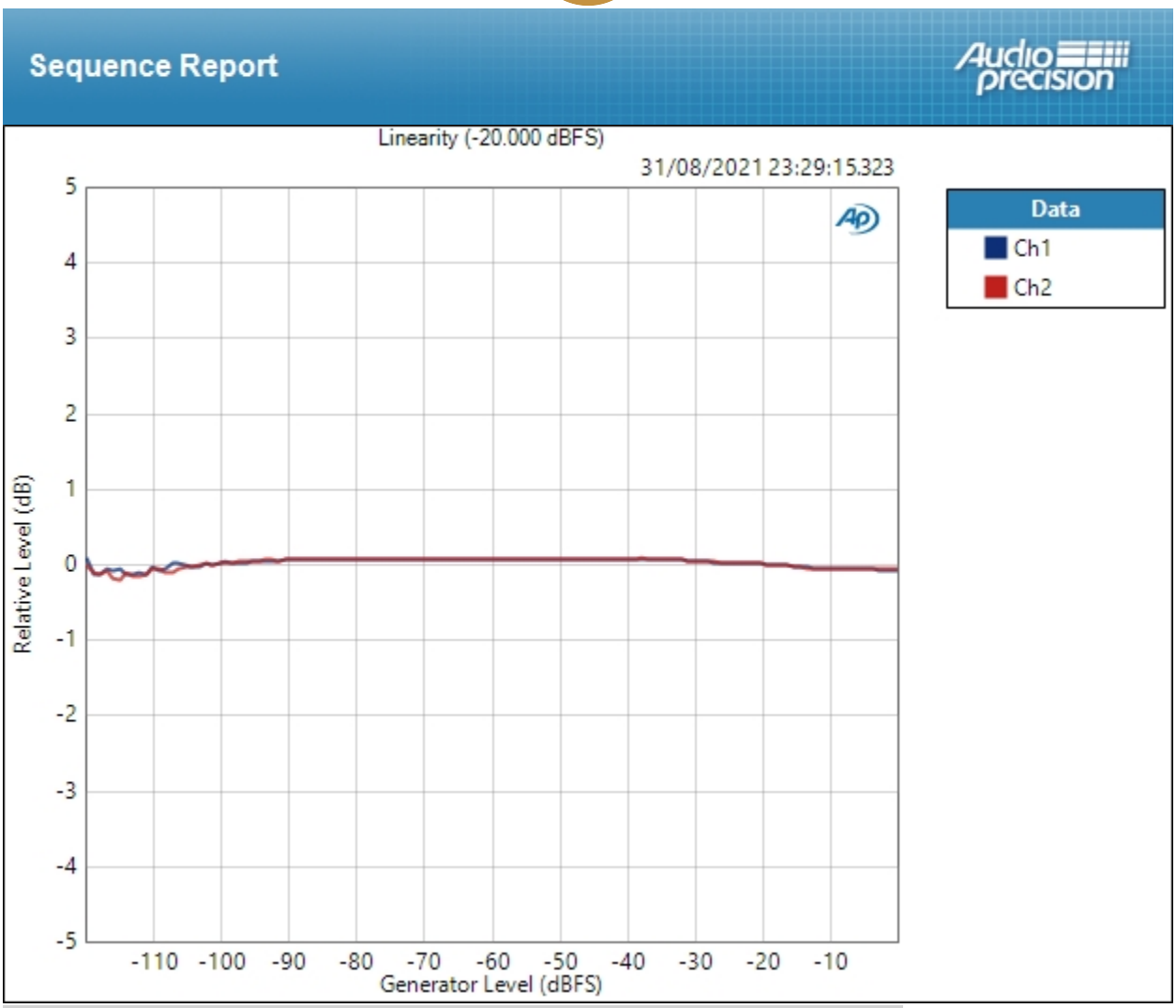

Linearity (-20.000 dBFS) Parameters

Mode: Normalized at Reference

Relative Level: -20.000 dBFS

Result: PASSED

THD+N Ratio (31/08/2021 23:29:15.323)

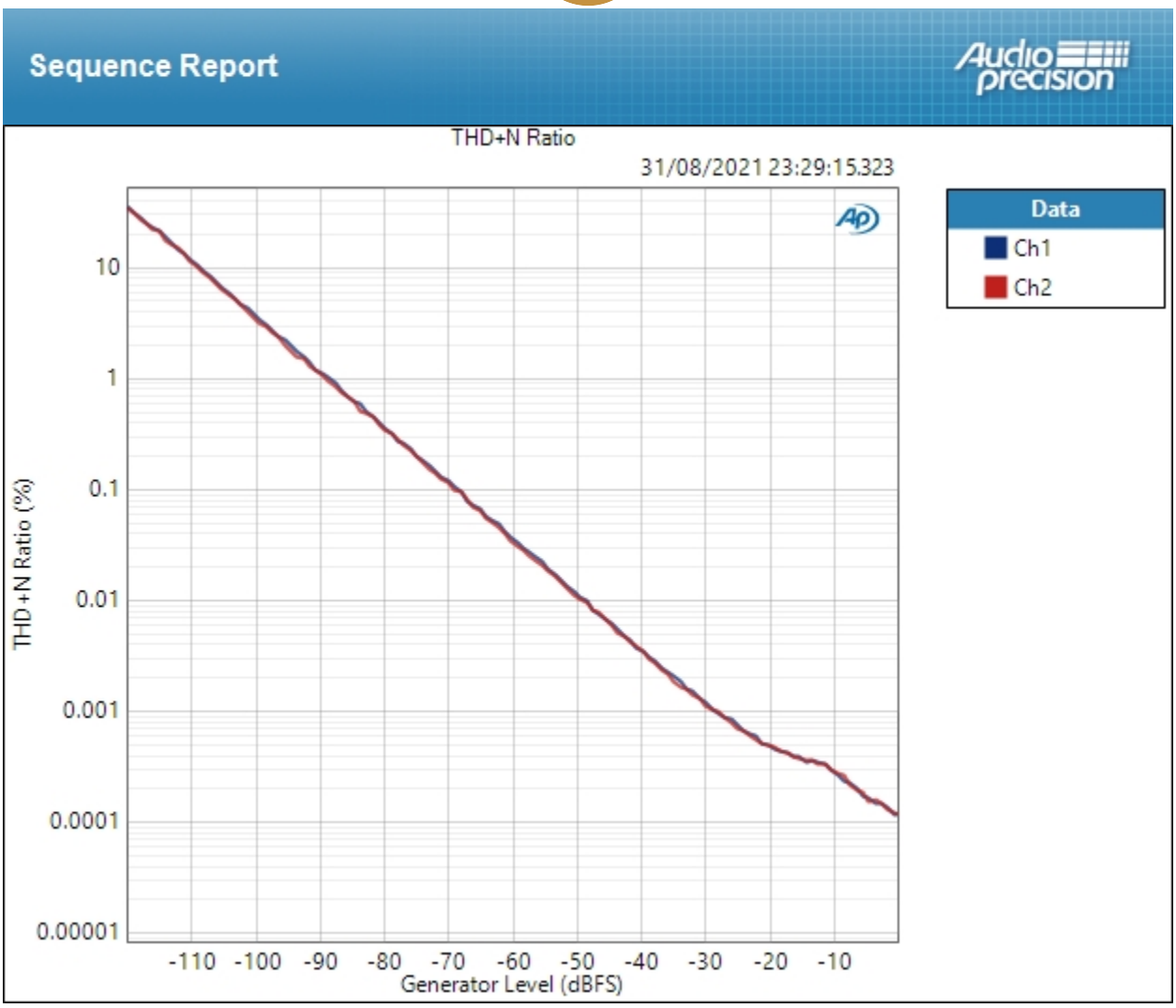

Result: PASSED

SINAD (31/08/2021 23:29:15.323)

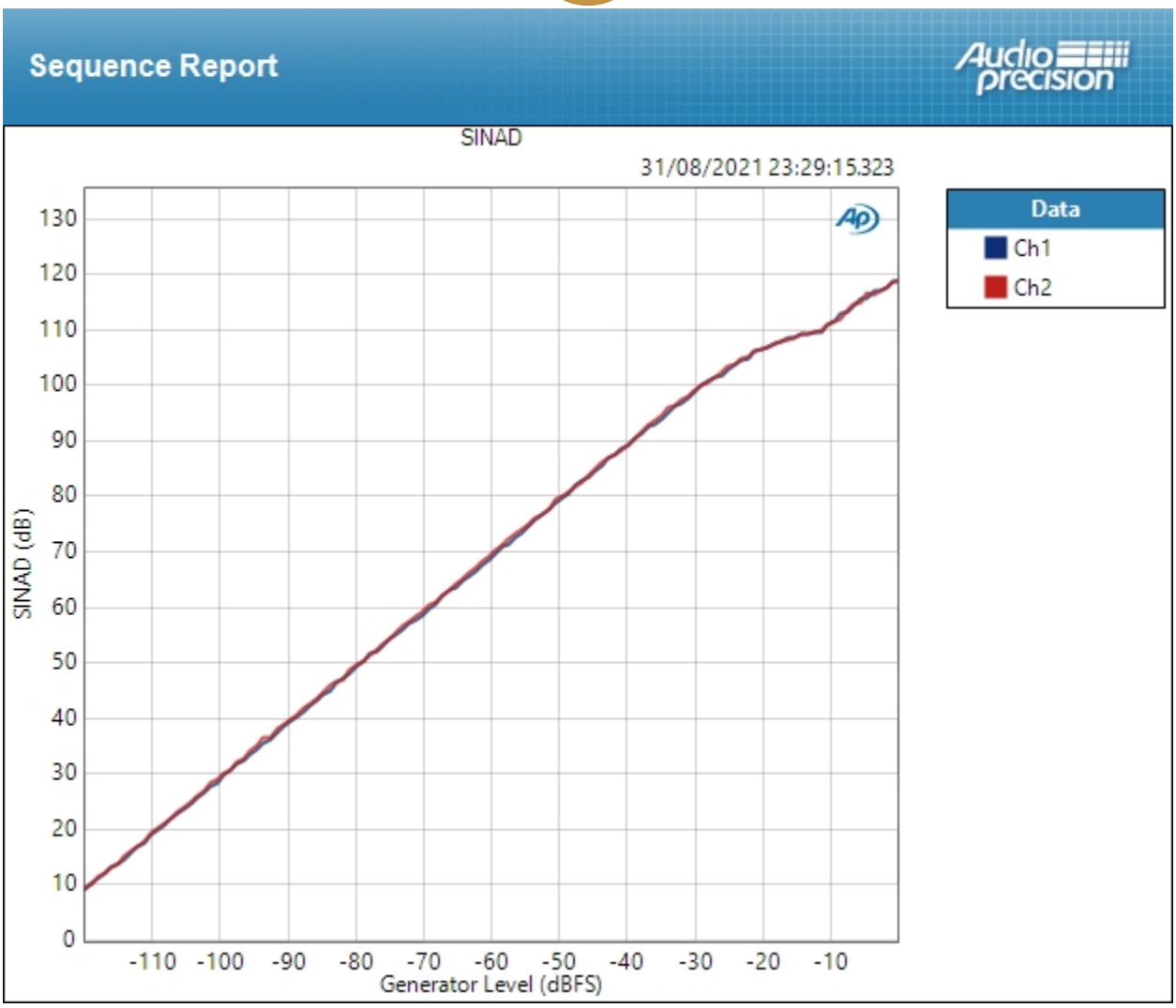

Result: PASSED

SINAD vs Measured Level (31/08/2021 23:29:15.323)

Sequence Report

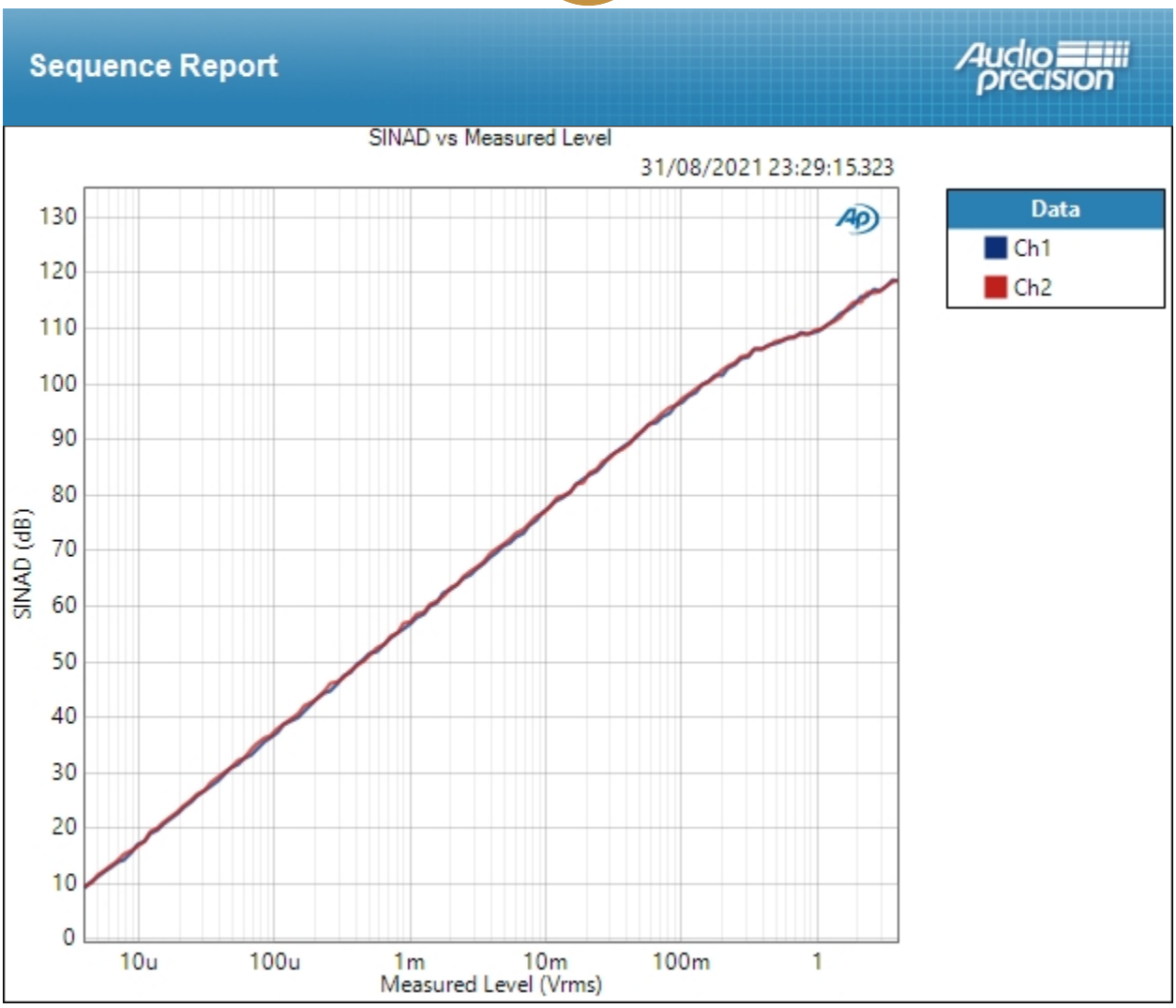

Result: PASSED

SIG 2 - Main Measurements (44.1khz) : DC Offset (active)

Waveform:	Sine
Generator Level:	-3.000 dBFS
DC Offset:	0.000 D
Frequency:	1.00000 kHz
Delay Time:	400.0 ms
Acquisition Time:	333.0 ms

DC Level (31/08/2021 23:29:23.777)

Ch1 -35.66 uV

Ch2 -47.97 uV

SIG 2 - Main Measurements (44.1khz) : DC Offset (idle)

Waveform:	Sine
Generator Level:	-∞ dBFS
DC Offset:	0.000 D
Frequency:	1.00000 kHz
Delay Time:	100.0 ms
Acquisition Time:	333.0 ms

DC Level (31/08/2021 23:29:30.662)

Ch1 -166.0 uV

Ch2 -39.50 uV

Sequence Report

SIG 2 - Main Measurements (44.1khz) : Crosstalk Sweep, Custom

Generator Level:	-0.000 dBFS
DC Offset:	0.000 D
Start Frequency:	20.0000 kHz
Stop Frequency:	20.0000 Hz
Step Type:	Logarithmic
Number of Points:	32
Measured 1	31/08/2021 23:31:34

Crosstalk (31/08/2021 23:31:34.600)

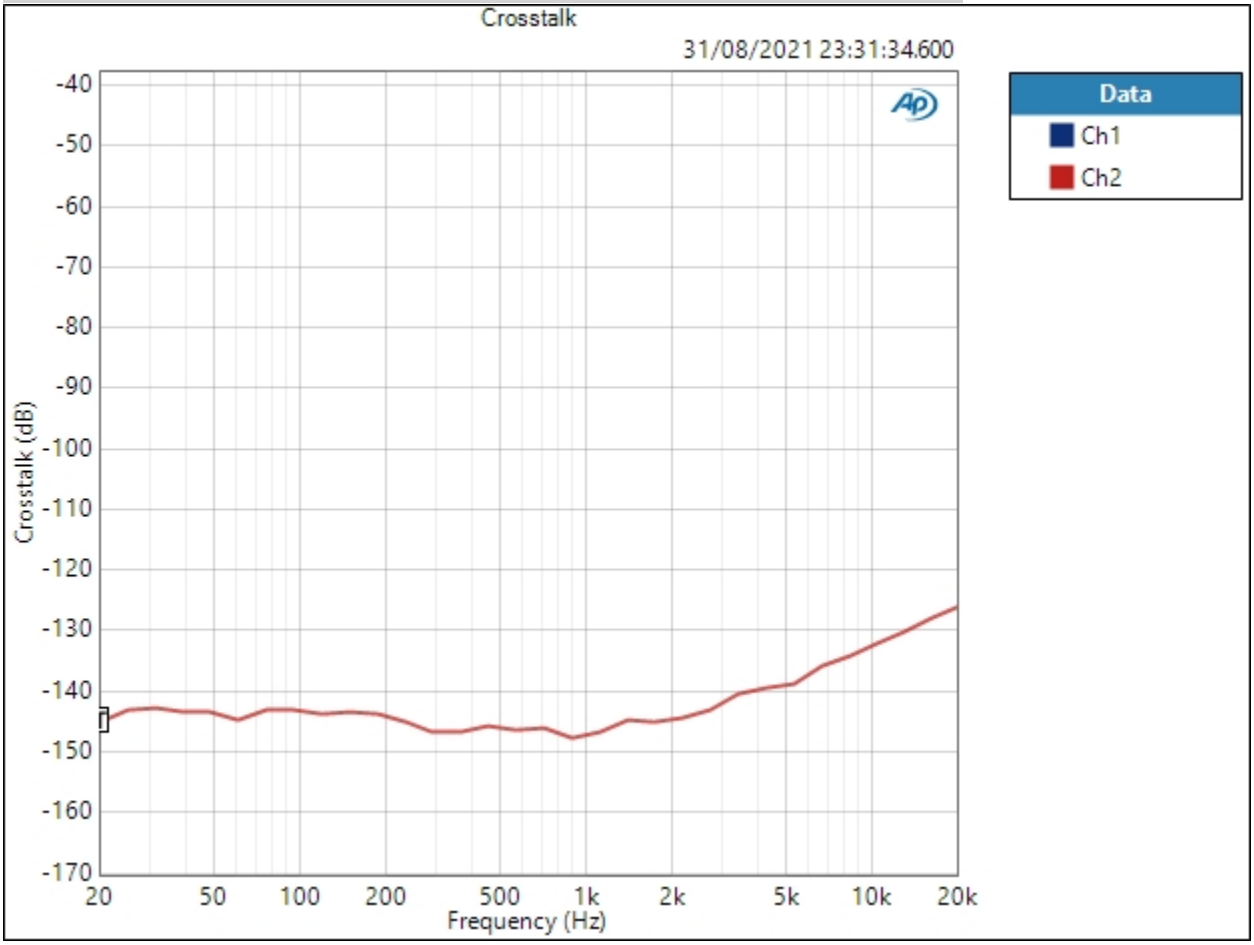

Sequence Report

Result: PASSED

SIG 3 - 44.1khz Jitter : Signap Path Setup

Output Connector:	ASIO
Asio Device:	ASIO4ALL v2
Scaling Mode:	Digital
Output Sample Rate:	44.1000 kHz
Output Latency:	Auto
Buffer Size:	512
Clock Source:	Big Ben
Input 1:	Analog Balanced
Input Bandwidth:	AC (<10 Hz) - AES17 (20 kHz)
Input EQ:	None
Channels:	2
Termination:	200 kohm
High Performance Sine Analyzer:	Disabled
Input 2:	None
Device Delay:	0.000 s
• References	
dBr G:	-20.000 dBFS
Shared Frequency Reference:	1.00000 kHz
Analog Input	
dBrA:	3.970 Vrms
dBrB:	3.970 Vrms
dBrA Offset:	0.000 dB
dBrB Offset:	3.000 dB
dBSPL1:	3.970 Vrms
dBSPL2:	10.00 mVrms
dBSPL1 Calibrator Level:	22.000 dBSPL
dBSPL2 Calibrator Level:	94.000 dBSPL
dBm (Input Power):	600.0 ohm
W(watts) (Input Power):	8.000 ohm
• DCX	

DCX is not detected.

• Clocks

Output Rate:	Track Output SR
Sync Out Level:	3.300 V
Sync Out Polarity:	Normal
Timebase Reference:	Internal
Jitter:	Disabled

• Triggers

Source:	Off
Input Logic Level:	3.300 V
Edge:	Rising

Sequence Report

SIG 3 - 44.1khz Jitter : 44.1khz J-Test (Jitter)

Waveform:	J-test_44k_PCM24_LR.wav
Bit Exact:	True
Start Offset (sec):	0.000 s
Secondary Source:	None
Measured 1	31/08/2021 23:33:02
Acquisition Type:	Auto
Trigger:	Free Run
Delay Time:	500.0 ms
Input Bandwidth:	Use Signal Path
FFT Length:	1.2M
Averaging:	Power
Averages:	3
Window:	AP-Equiripple
Record Acquisition:	False
Recording Type:	Multiple Mono PCM (.wav)

FFT Spectrum (31/08/2021 23:33:02.984)

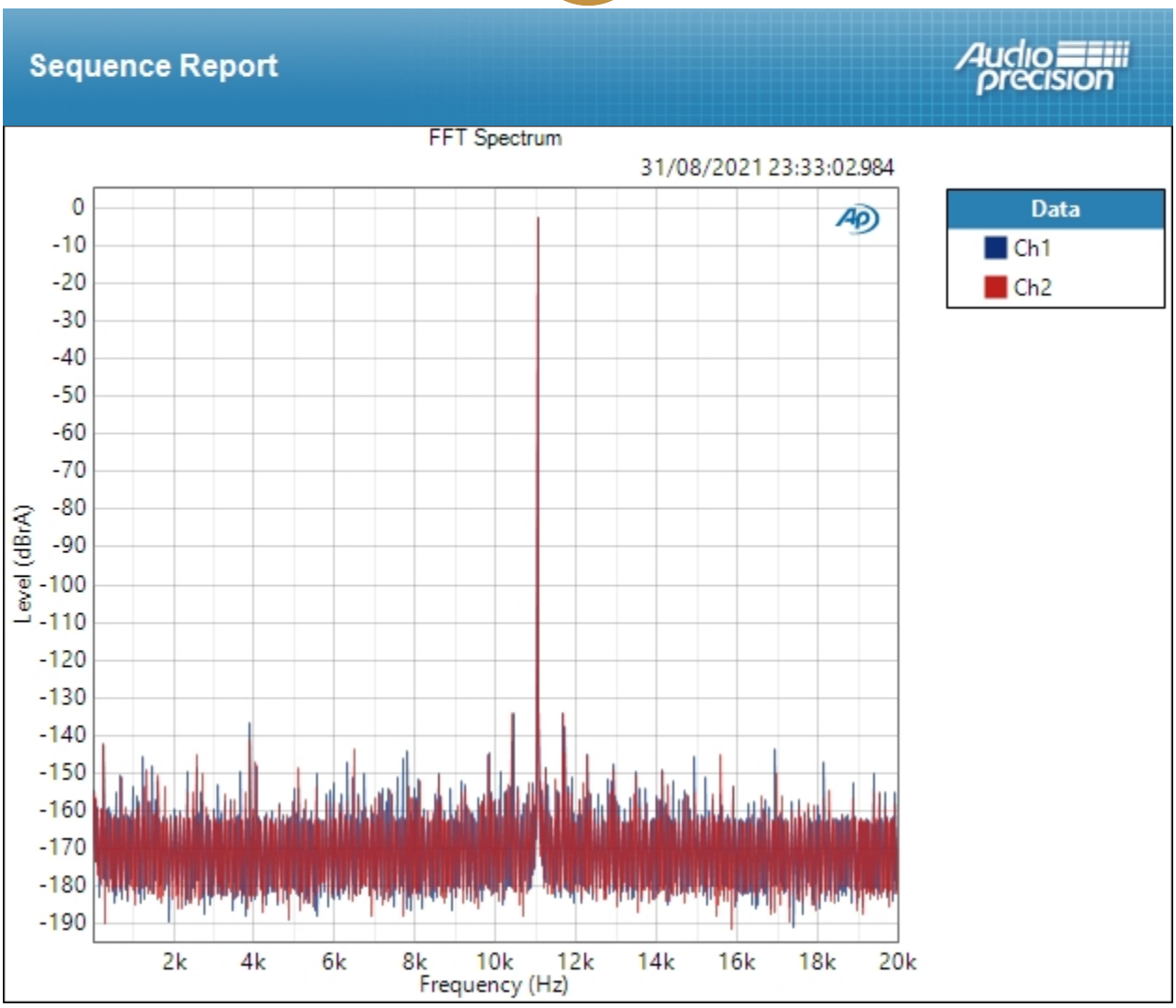

Result: PASSED

SIG 4 - 48khz Jitter : Signap Path Setup

Output Connector:	ASIO
Asio Device:	ASIO4ALL v2
Scaling Mode:	Digital
Output Sample Rate:	48.0000 kHz
Output Latency:	Auto
Buffer Size:	512
Clock Source:	Big Ben
Input 1:	Analog Balanced
Input Bandwidth:	AC (<10 Hz) - AES17 (20 kHz)
Input EQ:	None
Channels:	2
Termination:	200 kohm
High Performance Sine Analyzer:	Disabled
Input 2:	None
Device Delay:	0.000 s
• References	
dBr G:	-20.000 dBFS
Shared Frequency Reference:	1.00000 kHz
Analog Input	
dBrA:	3.970 Vrms
dBrB:	3.970 Vrms
dBrA Offset:	0.000 dB
dBrB Offset:	3.000 dB
dBSPL1:	3.970 Vrms
dBSPL2:	10.00 mVrms
dBSPL1 Calibrator Level:	22.000 dBSPL
dBSPL2 Calibrator Level:	94.000 dBSPL
dBm (Input Power):	600.0 ohm
W(watts) (Input Power):	8.000 ohm
• DCX	

DCX is not detected.

• Clocks

Output Rate:	Track Output SR
Sync Out Level:	3.300 V
Sync Out Polarity:	Normal
Timebase Reference:	Internal
Jitter:	Disabled

• Triggers

Source:	Off
Input Logic Level:	3.300 V
Edge:	Rising

Sequence Report

SIG 4 - 48khz Jitter : 48khz J-Test (Jitter)

Waveform:	J-test_48k_PCM24_LR.wav
Bit Exact:	True
Start Offset (sec):	0.000 s
Secondary Source:	None
Measured 1	31/08/2021 23:34:33
Acquisition Type:	Auto
Trigger:	Free Run
Delay Time:	500.0 ms
Input Bandwidth:	Use Signal Path
FFT Length:	1.2M
Averaging:	Power
Averages:	3
Window:	AP-Equiripple
Record Acquisition:	False
Recording Type:	Multiple Mono PCM (.wav)

FFT Spectrum (31/08/2021 23:34:33.151)

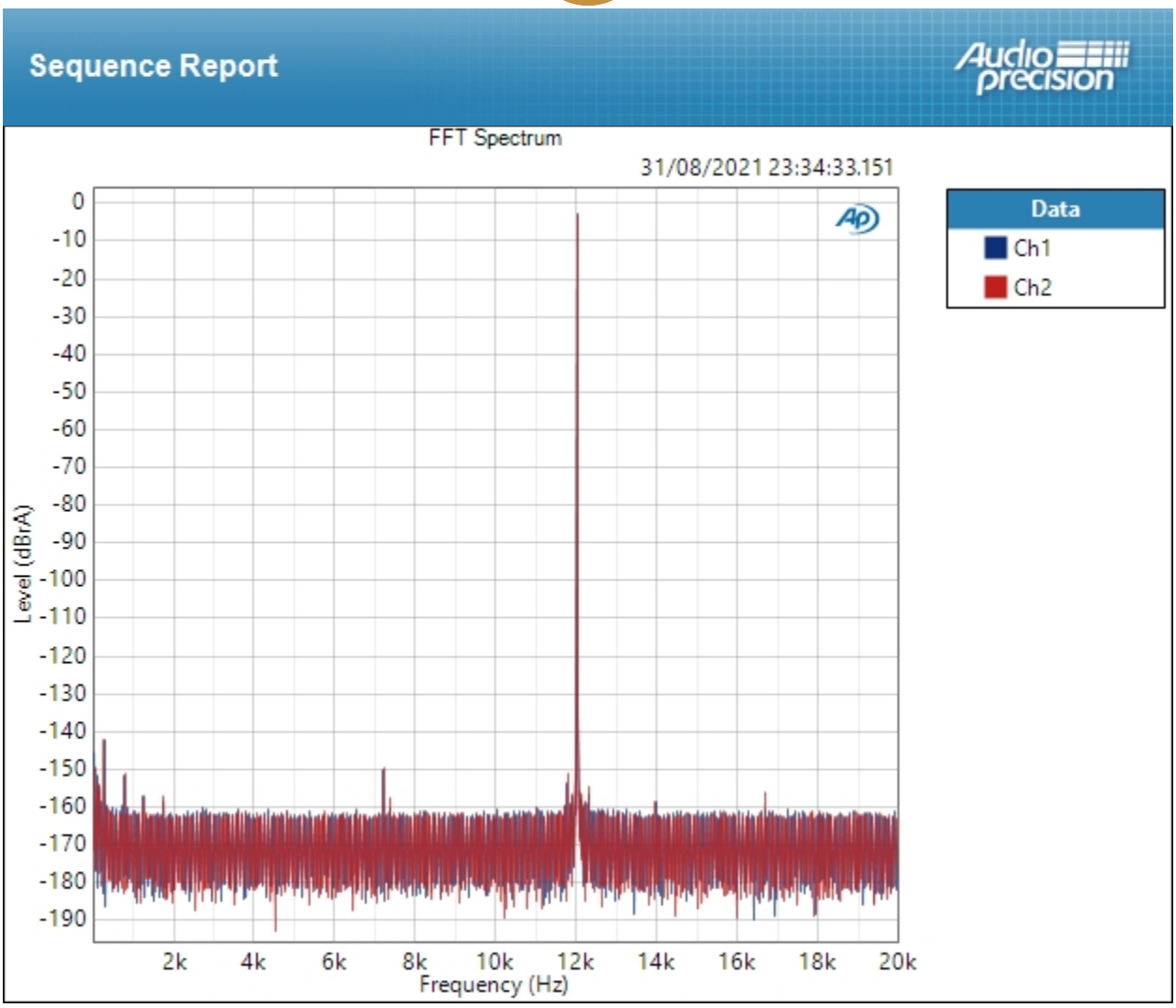

Result: PASSED

SIG 4 - Multitone and bandwidth (192khz) : Signal Path Setup

Output Connector:	ASIO
Asio Device:	ASIO4ALL v2
Scaling Mode:	Digital
Output Sample Rate:	192.000 kHz
Output Latency:	Auto
Buffer Size:	512
Clock Source:	Big Ben
Input 1:	Analog Balanced
Input Bandwidth:	AC (<10 Hz) - 90k (192 kHz SR)
Input EQ:	None
Channels:	2
Termination:	200 kohm
High Performance Sine Analyzer:	Disabled
Input 2:	None
Device Delay:	0.000 s
• References	
dBr G:	-20.000 dBFS
Shared Frequency Reference:	1.00000 kHz
Analog Input	
dBrA:	3.970 Vrms
dBrB:	3.970 Vrms
dBrA Offset:	0.000 dB
dBrB Offset:	3.000 dB
dBSPL1:	3.970 Vrms
dBSPL2:	10.00 mVrms
dBSPL1 Calibrator Level:	22.000 dBSPL
dBSPL2 Calibrator Level:	94.000 dBSPL
dBm (Input Power):	600.0 ohm
W(watts) (Input Power):	8.000 ohm
• DCX	

DCX is not detected.

• Clocks

Output Rate:	Track Output SR
Sync Out Level:	3.300 V
Sync Out Polarity:	Normal
Timebase Reference:	Internal
Jitter:	Disabled

• Triggers

Source:	Off
Input Logic Level:	3.300 V
Edge:	Rising

Sequence Report

SIG 4 - Multitone and bandwidth (192khz) : 90khz Bandwidth

Start Frequency:	20.0000 Hz
Stop Frequency:	24.0000 kHz
Generator Level:	-3.000 dBFS
DC Offset:	0.000 D
EQ:	None
Pre-Sweep:	250.0 ms
Sweep:	3.500 s
Extend Acquisition By:	100.0 ms
Secondary Source:	None
Measured 1	31/08/2021 23:34:47

RMS Level (31/08/2021 23:34:47.884)

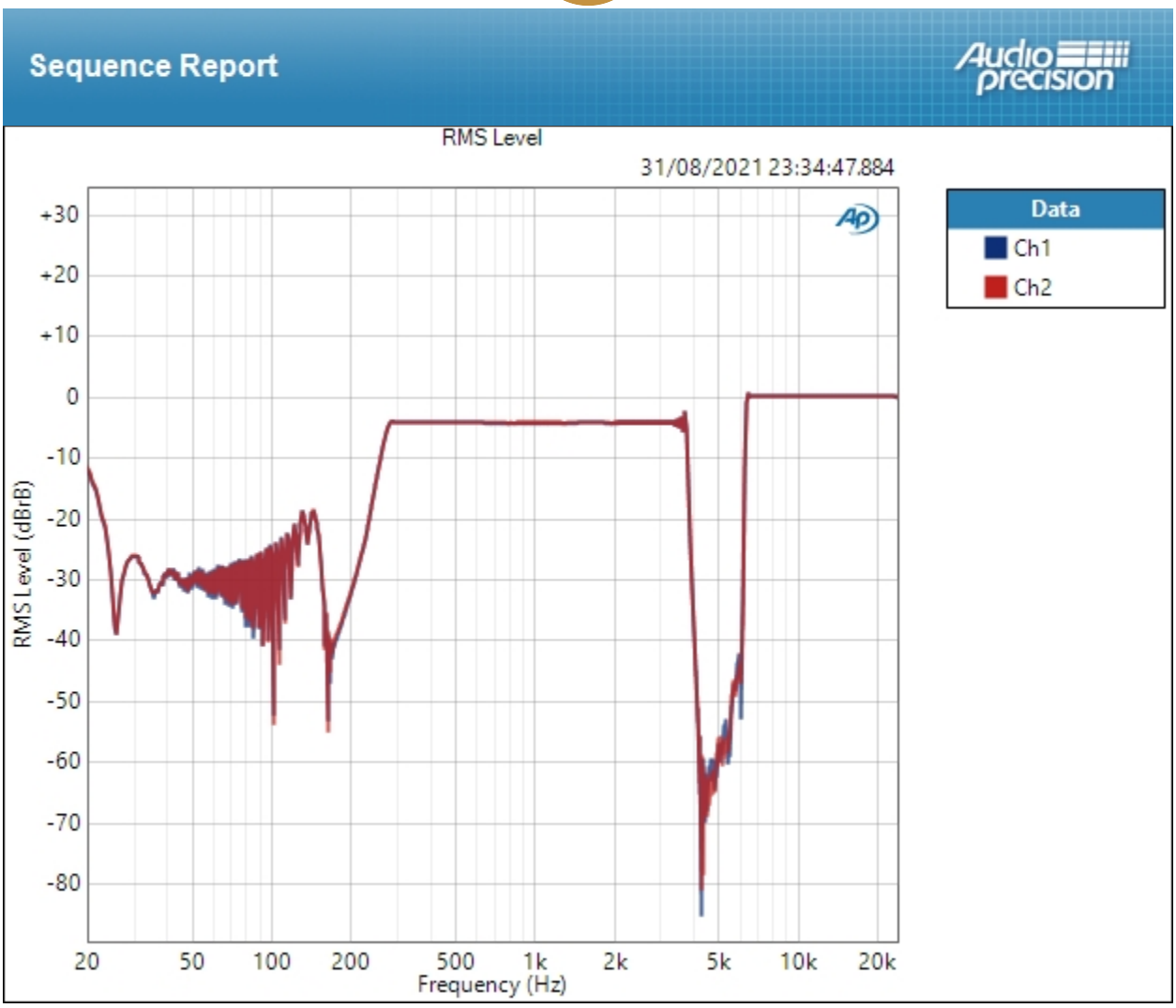

Result: PASSED

Sequence Report

Audio precision

SIG 4 - Multitone and bandwidth (192khz) : Multitone Analyzer

Generator Level:	-0.000 dBFS
DC Offset:	0.000 D
Name:	APx 32-tone
Sample Rate:	192.000 kHz
Length:	65536
Min Frequency:	14.6484 Hz
Max Frequency:	20.0010 kHz
Step Type:	Custom
Tones:	32
Crest Factor:	4.481 x/y / 13.028 dB
High-pass Filter:	Signal Path
Low-pass Filter:	Signal Path
TD+N Filter:	Signal Path
Averages:	1
Phase Ref Channel:	Ch1
Trigger:	Free Run
Trigger Delay:	200.0 ms
Frequency Correction:	Enabled
Max Frequency Shift:	3.00 %
Skirt Width:	1.00 %
Record Acquisition:	False
Recording Type:	Multi-channel PCM (.wav)
Measured 1	01/09/2021 00:09:13

FFT Spectrum (01/09/2021 00:09:13.547)

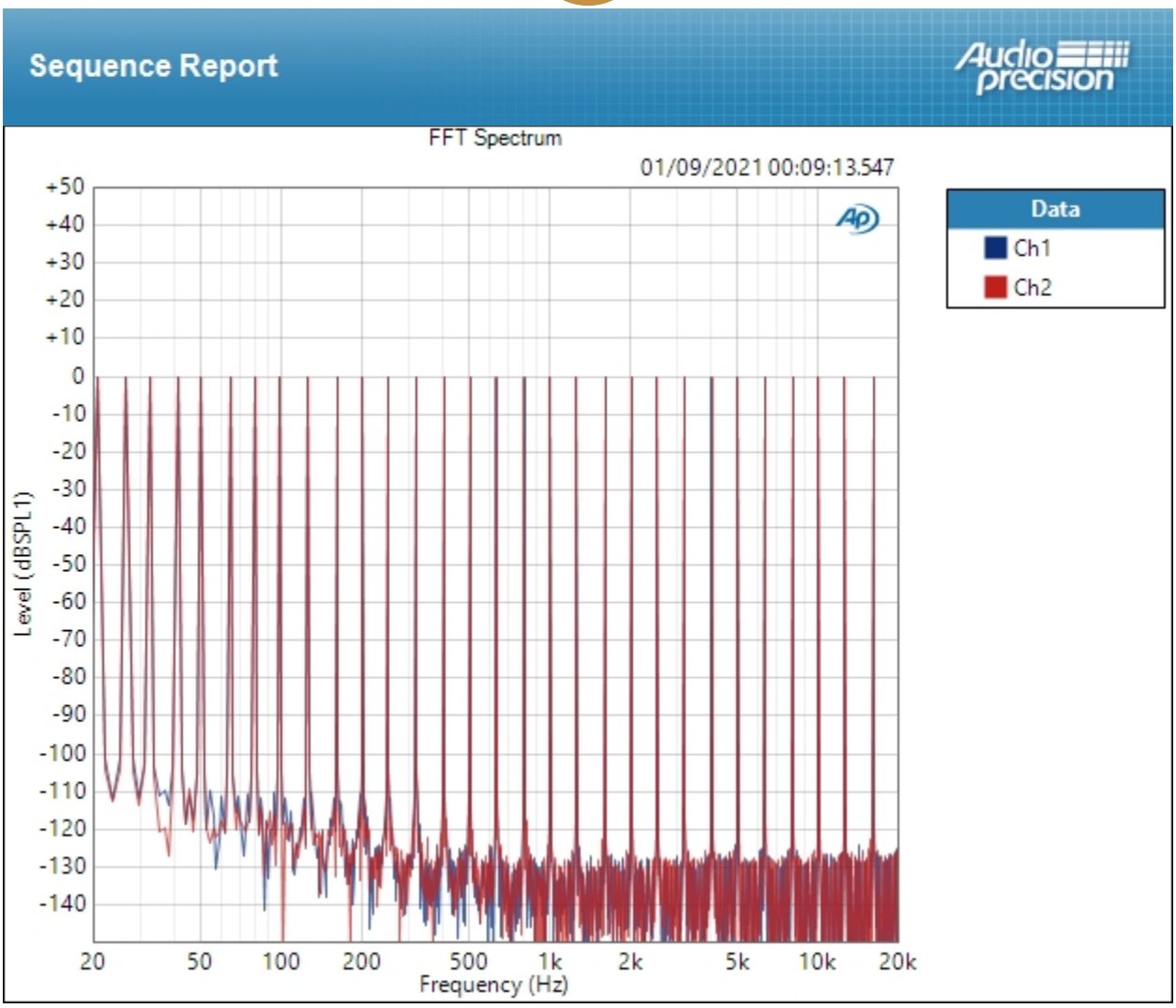

Result: PASSED

SIG 5 - Impulse Response and wideband view : Signal Path Setup

Output Connector:	ASIO
Asio Device:	ASIO4ALL v2
Scaling Mode:	Digital
Output Sample Rate:	44.1000 kHz
Output Latency:	Auto
Buffer Size:	512
Clock Source:	Big Ben
Input 1:	Analog Balanced
Input Bandwidth:	AC (<10 Hz) - 1M (2.496 MHz SR)
Input EQ:	None
Channels:	2
Termination:	200 kohm
High Performance Sine Analyzer:	Disabled
Input 2:	None
Device Delay:	0.000 s
• References	
dBr G:	-20.000 dBFS
Shared Frequency Reference:	1.00000 kHz
Analog Input	
dBrA:	3.970 Vrms
dBrB:	3.970 Vrms
dBrA Offset:	0.000 dB
dBrB Offset:	3.000 dB
dBSPL1:	3.970 Vrms
dBSPL2:	10.00 mVrms
dBSPL1 Calibrator Level:	22.000 dBSPL
dBSPL2 Calibrator Level:	94.000 dBSPL
dBm (Input Power):	600.0 ohm
W(watts) (Input Power):	8.000 ohm
• DCX	

DCX is not detected.

• Clocks

Output Rate:	Track Output SR
Sync Out Level:	3.300 V
Sync Out Polarity:	Normal
Timebase Reference:	Internal
Jitter:	Disabled

• Triggers

Source:	Off
Input Logic Level:	3.300 V
Edge:	Rising

Sequence Report

SIG 5 - Impulse Response and wideband view : Wideband idle noise

Waveform:	Sine
Generator Level:	-∞ dBFS
DC Offset:	0.000 D
Frequency:	1.00000 kHz
Secondary Source:	None
Measured 1	31/08/2021 23:35:08
Acquisition Type:	Auto
Trigger:	Free Run
Delay Time:	250.0 ms
Input Bandwidth:	Use Signal Path
FFT Length:	1.2M
Averaging:	Power
Averages:	6
Window:	AP-Equiripple
Record Acquisition:	False
Recording Type:	Multiple Mono PCM (.wav)

FFT Spectrum (31/08/2021 23:35:08.606)

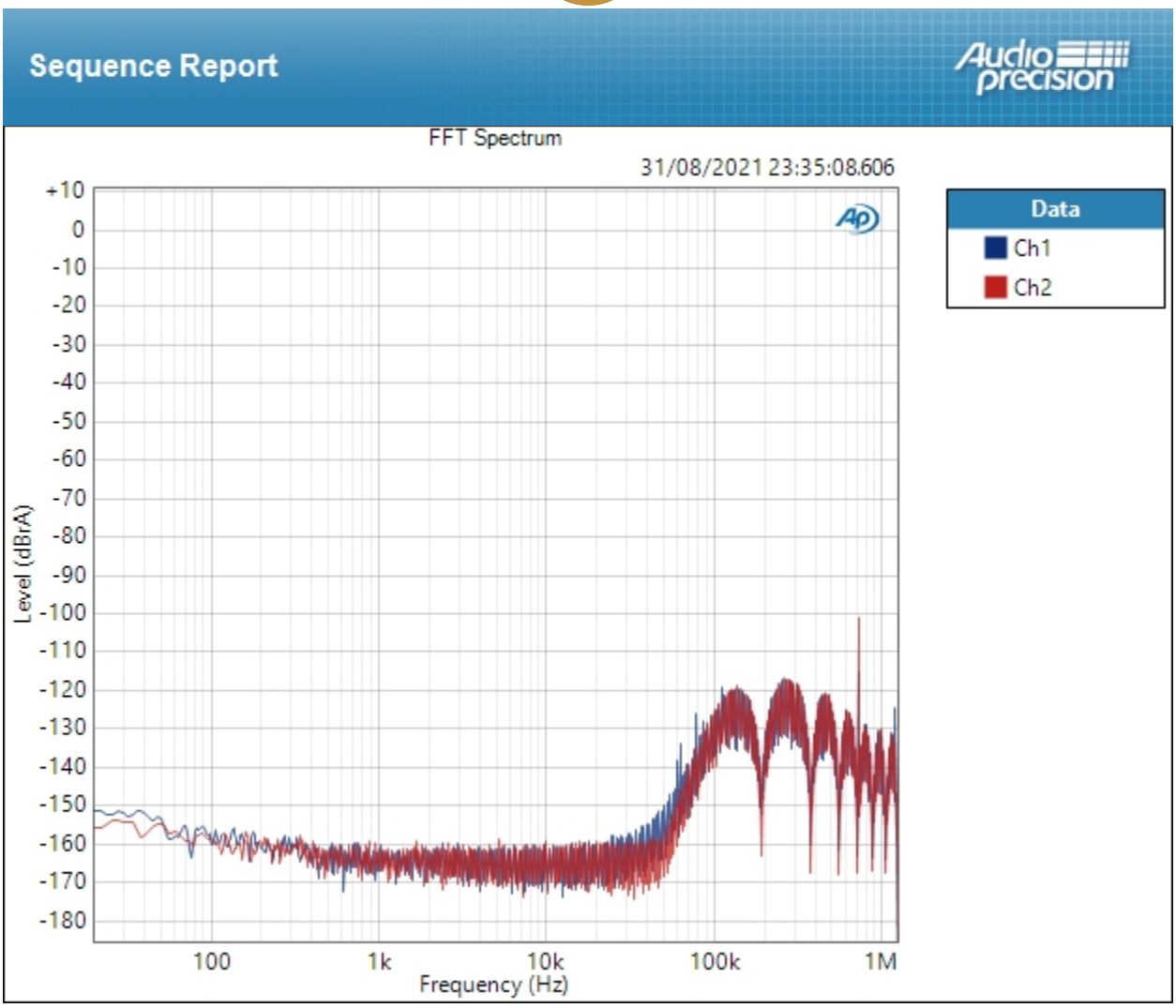

Result: PASSED

Sequence Report

SIG 5 - Impulse Response and wideband view : 1khz 0dbfs wideband

Waveform:	Sine
Generator Level:	-0.000 dBFS
DC Offset:	0.000 D
Frequency:	1.00000 kHz
Secondary Source:	None
Measured 1	31/08/2021 23:35:21
Acquisition Type:	Auto
Trigger:	Free Run
Delay Time:	250.0 ms
Input Bandwidth:	Use Signal Path
FFT Length:	1.2M
Averaging:	Power
Averages:	6
Window:	AP-Equiripple
Record Acquisition:	False
Recording Type:	Multiple Mono PCM (.wav)

FFT Spectrum (31/08/2021 23:35:21.150)

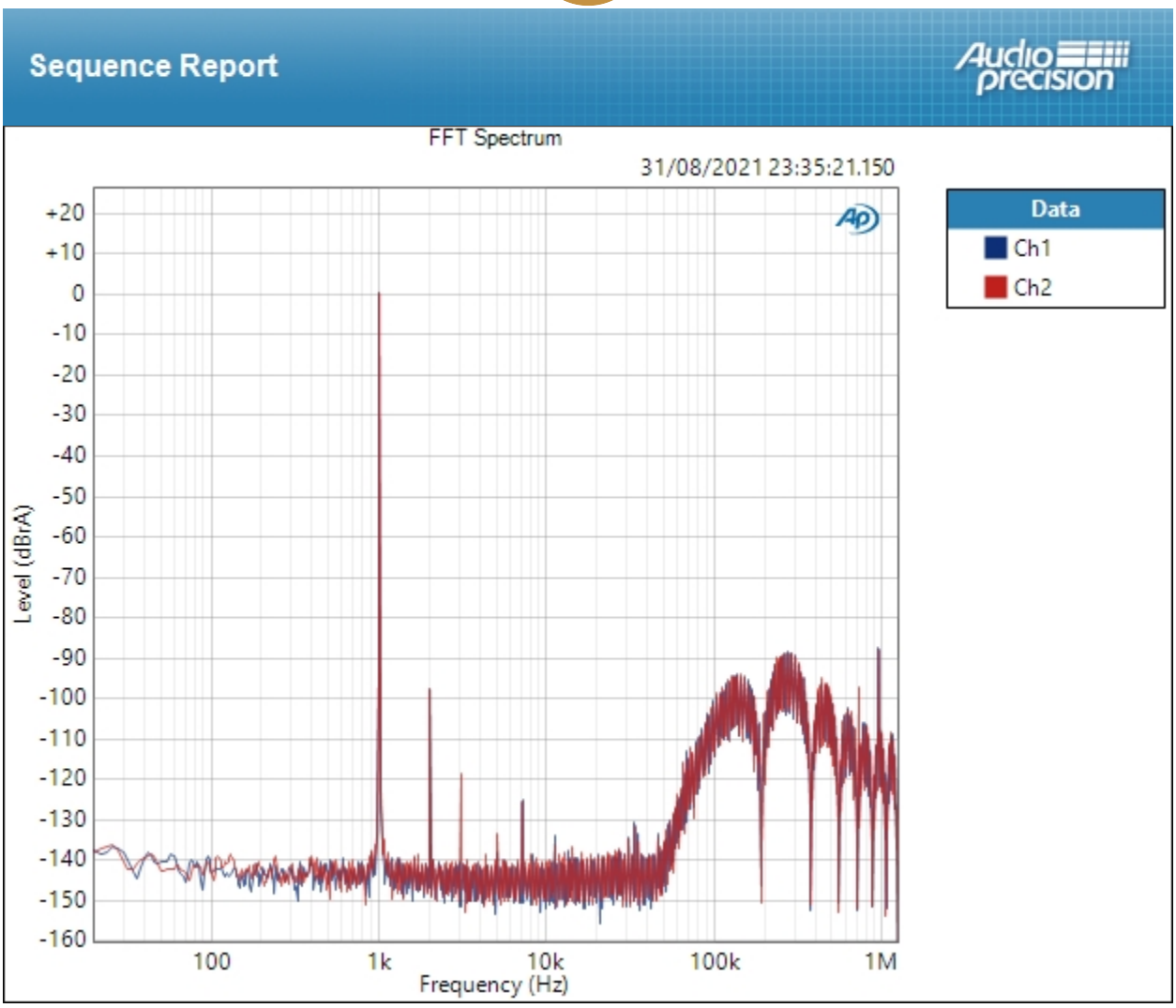

Result: PASSED

Sequence Report

SIG 5 - Impulse Response and wideband view : 1khz -3dbfs wideband

Waveform:	Sine
Generator Level:	-3.000 dBFS
DC Offset:	0.000 D
Frequency:	1.00000 kHz
Secondary Source:	None
Measured 1	31/08/2021 23:35:33
Acquisition Type:	Auto
Trigger:	Free Run
Delay Time:	250.0 ms
Input Bandwidth:	Use Signal Path
FFT Length:	1.2M
Averaging:	Power
Averages:	6
Window:	AP-Equiripple
Record Acquisition:	False
Recording Type:	Multiple Mono PCM (.wav)

FFT Spectrum (31/08/2021 23:35:33.950)

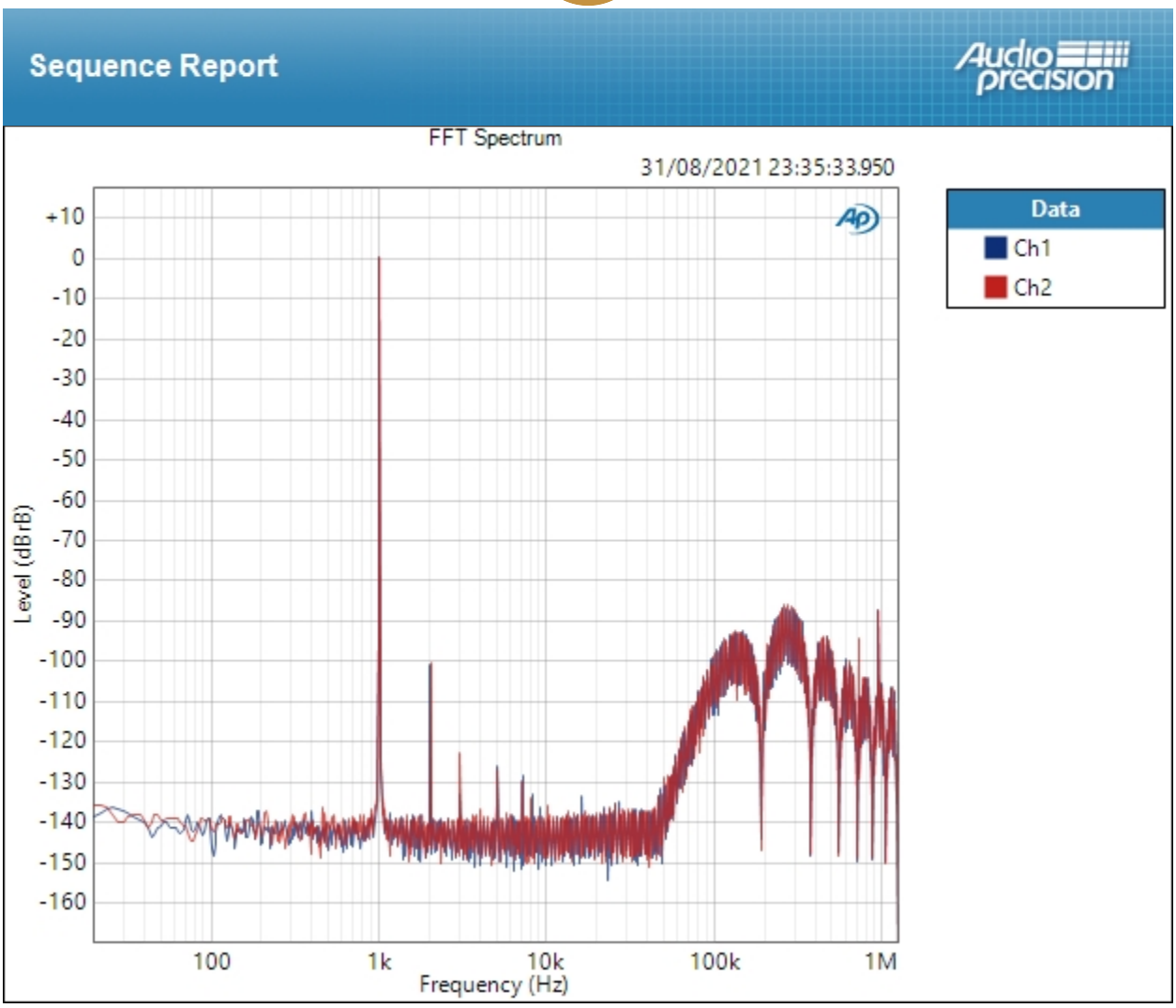

Result: PASSED