



Sequence Report



Pre-Sequence Inputs:

ID: EverSolo DAC Z8 RCA

Summary

SIG 1 - Scope Views (44.1khz)

1khz Tone View	✓ PASSED
15khz Tone View	✓ PASSED
-90.31dBFS 1khz 16 bit undithered sine (96khz Bandwidth)	✓ PASSED
-90.31dBFS 1khz 16 bit dithered sine (96khz Bandwidth)	✓ PASSED
-90.31dBFS 1khz 24 bit undithered sine (96khz Bandwidth)	✓ PASSED
-90.31dBFS 1khz 24 bit dithered sine (96khz Bandwidth)	✓ PASSED
Filter Ultrasonic Attenuation	✓ PASSED
20hz-90khz Noise RMS Level	✓ PASSED

SIG 1.5 - Scope Views (44.1khz)

1khz Tone View	✓ PASSED
15khz Tone View	✓ PASSED
-90.31dBFS 1khz undithered 16b sine (1Mhz bandwidth)	✓ PASSED
-90.31dBFS 1khz dithered 16b sine (1Mhz bandwidth)	✓ PASSED
-90.31dBFS 1khz undithered 24b sine (1Mhz bandwidth)	✓ PASSED
-90.31dBFS 1khz dithered 24b sine (1Mhz bandwidth)	✓ PASSED
Filter Ultrasonic Attenuation	✓ PASSED
1Mhz RMS Noise Level	✓ PASSED

SIG 2 - Main Measurements (44.1khz)

Output Level (Vrms)	✓ PASSED
Frequency Response (Audible Band)	✓ PASSED
20hz-20khz Noise RMS Level	✓ PASSED
Idle Noise FFT	✓ PASSED
1khz FFT (0dbfs)	✓ PASSED
1khz FFT (-3dbfs)	✓ PASSED
50khz FFT (0dbfs)	✓ PASSED
50hz FFT (-3dbfs)	✓ PASSED
Effective Number of Bits 0dbfs	✓ PASSED
Effective Number of Bits -3dbfs	✓ PASSED
THD+N 0dbfs	✓ PASSED
THD+N -3dbfs	✓ PASSED

THD+N/Frequency	✔ PASSED
Dynamic Range - AES17	✔ PASSED
Signal to Noise Ratio	✔ PASSED
IMD (SMPTE)	✔ PASSED
50hz/7khz IMD SMPTE FFT	✔ PASSED
IMD Level Sweep (SMPTE)	✔ PASSED
Linearity	✔ PASSED
Linearity (No Bandpass)	✔ PASSED
Crosstalk Sweep, One Channel Driven	✔ PASSED
DC Offset (active)	✔ PASSED
DC Offset (idle)	✔ PASSED
SIG 3 - 44.1khz Jitter	
44.1khz J-Test (Jitter)	✔ PASSED
SIG 4 - 48khz Jitter	
48khz J-Test (Jitter)	✔ PASSED
SIG 5 - Bandwidth (192khz)	
90khz Bandwidth	✔ PASSED
SIG 6 - THD and Phase vs Frequency	
THD+N vs frequency (AES 40khz filter)	✔ PASSED
Interchannel Phase and Group Delay	✔ PASSED
SIG 7 - Wideband and Intersample Overs	
Wideband idle noise	✔ PASSED
1khz 0dbfs wideband	✔ PASSED
1khz -3dbfs wideband	✔ PASSED
Intersample Overs (+3dB)	✔ PASSED
Intersample Overs (+1dB)	✔ PASSED
SIG 8 - Multitone	
32 Tone Test	✔ PASSED
Sequence Result:	
Sequence Result:	✔ PASSED



Sequence Report



SIG 1 - Scope Views (44.1kHz) : Signal Path Setup

Output Connector:	ASIO
Asio Device:	ASIO4ALL v2
Scaling Mode:	Digital
Output Sample Rate:	44.1000 kHz
Output Latency:	Auto
Buffer Size:	1024
Clock Source:	Big Ben
Input 1:	Analog Unbalanced
Measure:	Auto
Channels:	Auto (2 Channels)
Ch1	Data from Ch1, Sensitivity = 0.00 dB, Gain = 0.00 dB
Ch2	Data from Ch2, Sensitivity = 0.00 dB, Gain = 0.00 dB
Input Bandwidth:	AC (<10 Hz) - 90k (192 kHz SR)
Input EQ:	None
Termination:	100 kohm
High Performance Sine Analyzer:	Disabled
Input 2:	None
Device Delay:	0.000 s
• References	
dBr G:	-20.000 dBFS
Shared Frequency Reference:	1.00000 kHz
Analog Input	
dBrA:	2.332 Vrms
dBrB:	2.332 Vrms
dBrA Offset:	0.000 dB
dBrB Offset:	3.000 dB
dB SPL1:	2.332 Vrms
dB SPL2:	2.332 Vrms
dB SPL1 Calibrator Level:	60.000 dB SPL



Sequence Report



dB SPL2 Calibrator Level:	50.000 dB SPL
dBm (Input Power):	600.0 ohm
W(watts) (Input Power):	8.000 ohm
• DCX	
DCX is not detected.	
• Clocks	
Output Rate:	Track Output SR
Sync Out Level:	3.300 V
Sync Out Polarity:	Normal
Timebase Reference:	Internal
Jitter:	Disabled
• Triggers	
Source:	Off
Input Logic Level:	3.300 V
Edge:	Rising



Sequence Report



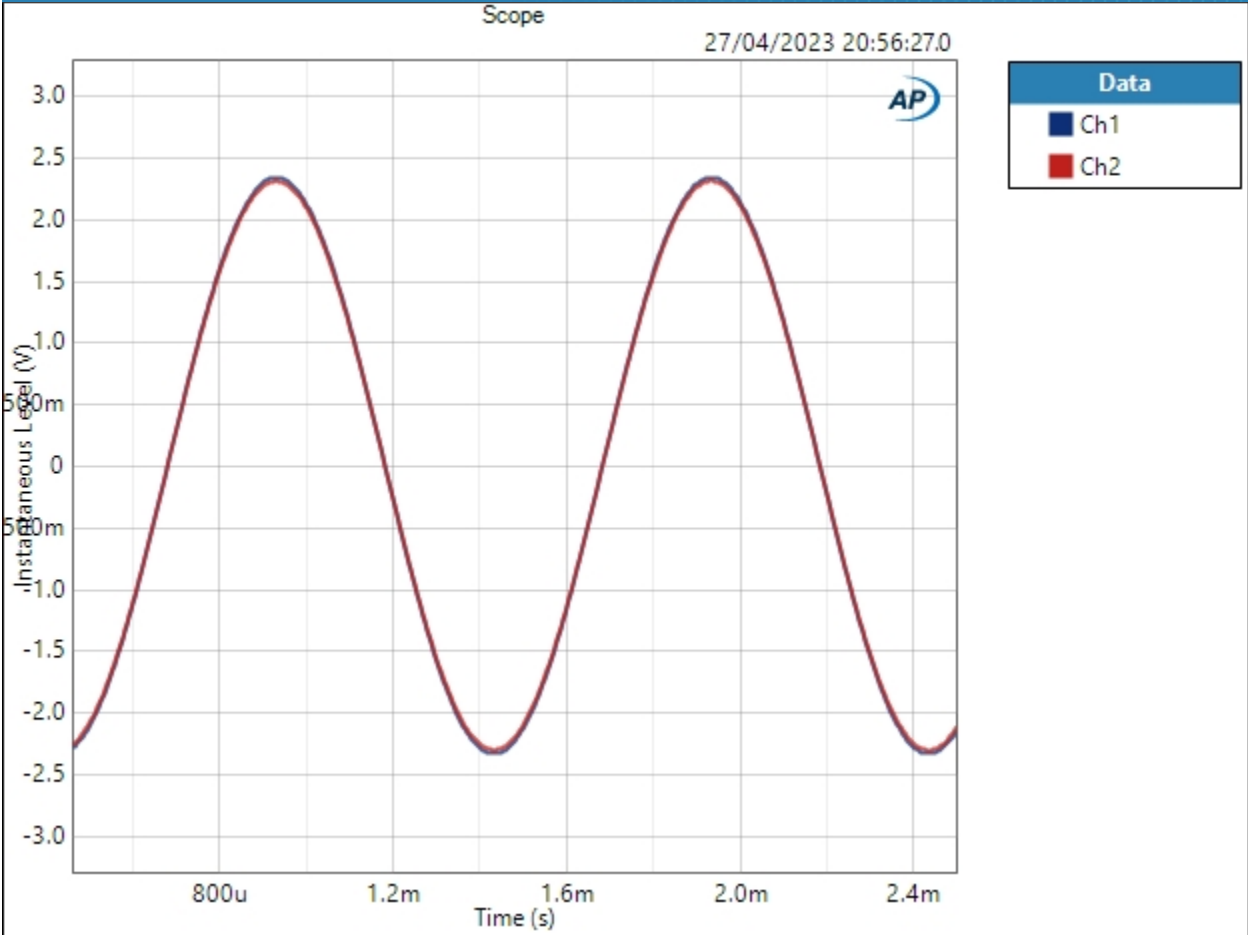
SIG 1 - Scope Views (44.1kHz) : 1kHz Tone View

Waveform: Sine
Generator Level: -3.000 dBFS
DC Offset: 0.000 D
Frequency: 1.00000 kHz
Secondary Source: None
Measured 1: 27/04/2023 20:56:27
Acquisition Type: Auto
Trigger: Free Run
Delay Time: 250.0 ms
Input Bandwidth: Use Signal Path
FFT Length: 262144
Averaging: Power
Averages: 1
Window: AP-Equiripple
Record Acquisition: False
Recording Type: Multiple Mono PCM (.wav)

Scope (27/04/2023 20:56:27.035)



Sequence Report AP



Scope Parameters

Interpolated: On

Result: ✔ PASSED



Sequence Report



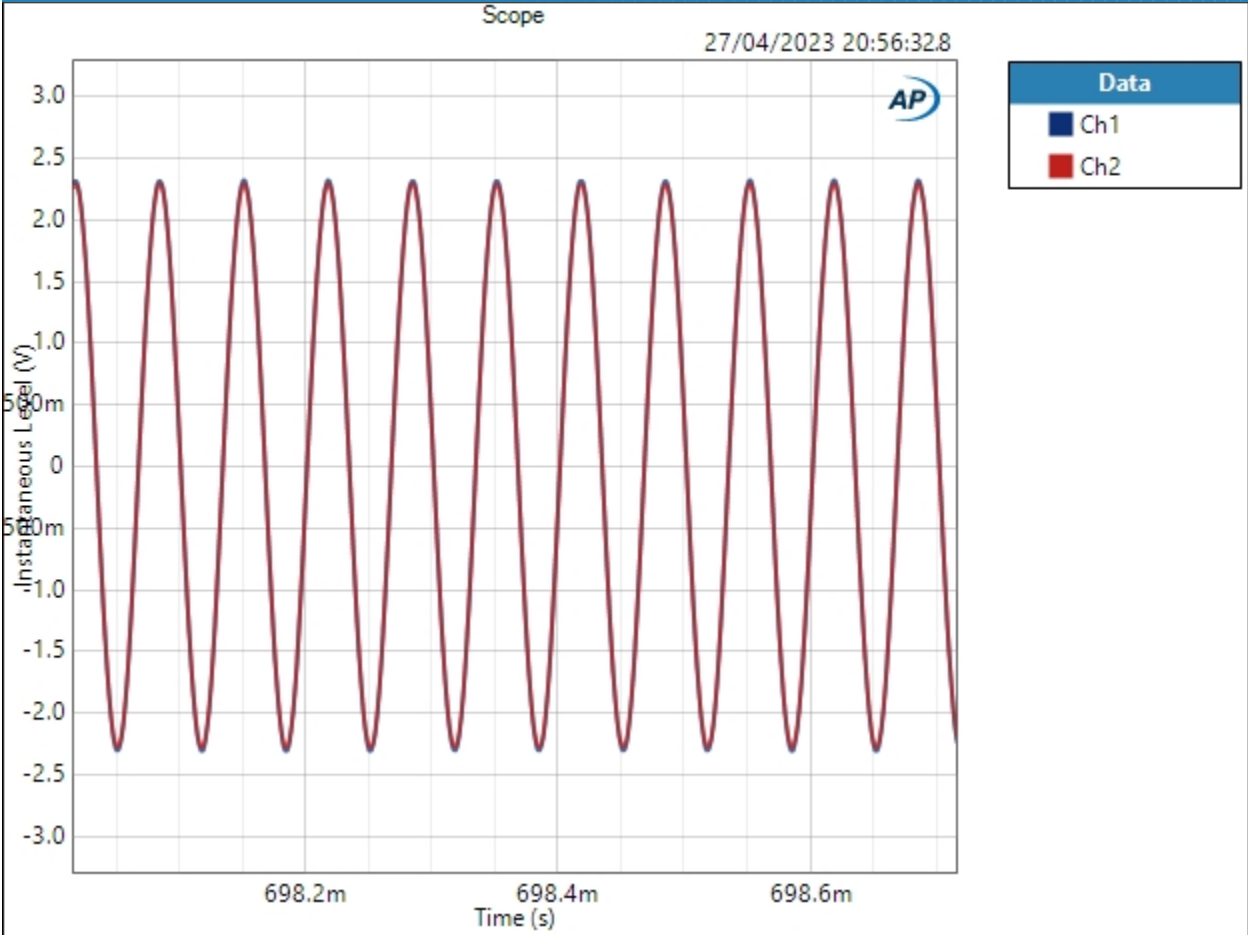
SIG 1 - Scope Views (44.1kHz) : 15kHz Tone View

Waveform: Sine
Generator Level: -3.000 dBFS
DC Offset: 0.000 D
Frequency: 15.0000 kHz
Secondary Source: None
Measured 1: 27/04/2023 20:56:32
Acquisition Type: Auto
Trigger: Free Run
Delay Time: 250.0 ms
Input Bandwidth: Use Signal Path
FFT Length: 262144
Averaging: Power
Averages: 1
Window: AP-Equiripple
Record Acquisition: False
Recording Type: Multiple Mono PCM (.wav)

Scope (27/04/2023 20:56:32.838)



Sequence Report AP



Scope Parameters

Interpolated: On

Result: ✔ PASSED



Sequence Report



SIG 1 - Scope Views (44.1kHz) : -90.31dBFS 1kHz 16 bit undithered sine (96kHz Bandwidth)

Waveform: 1kHz -90.31dB undithered 16b sine.wav

Bit Exact: True

Start Offset (sec): 0.000 s

Secondary Source: None

Measured 1 27/04/2023 20:56:39

Acquisition Type: Auto

Trigger: Free Run

Delay Time: 250.0 ms

Input Bandwidth: Use Signal Path

FFT Length: 262144

Averaging: Power

Averages: 1

Window: AP-Equiripple

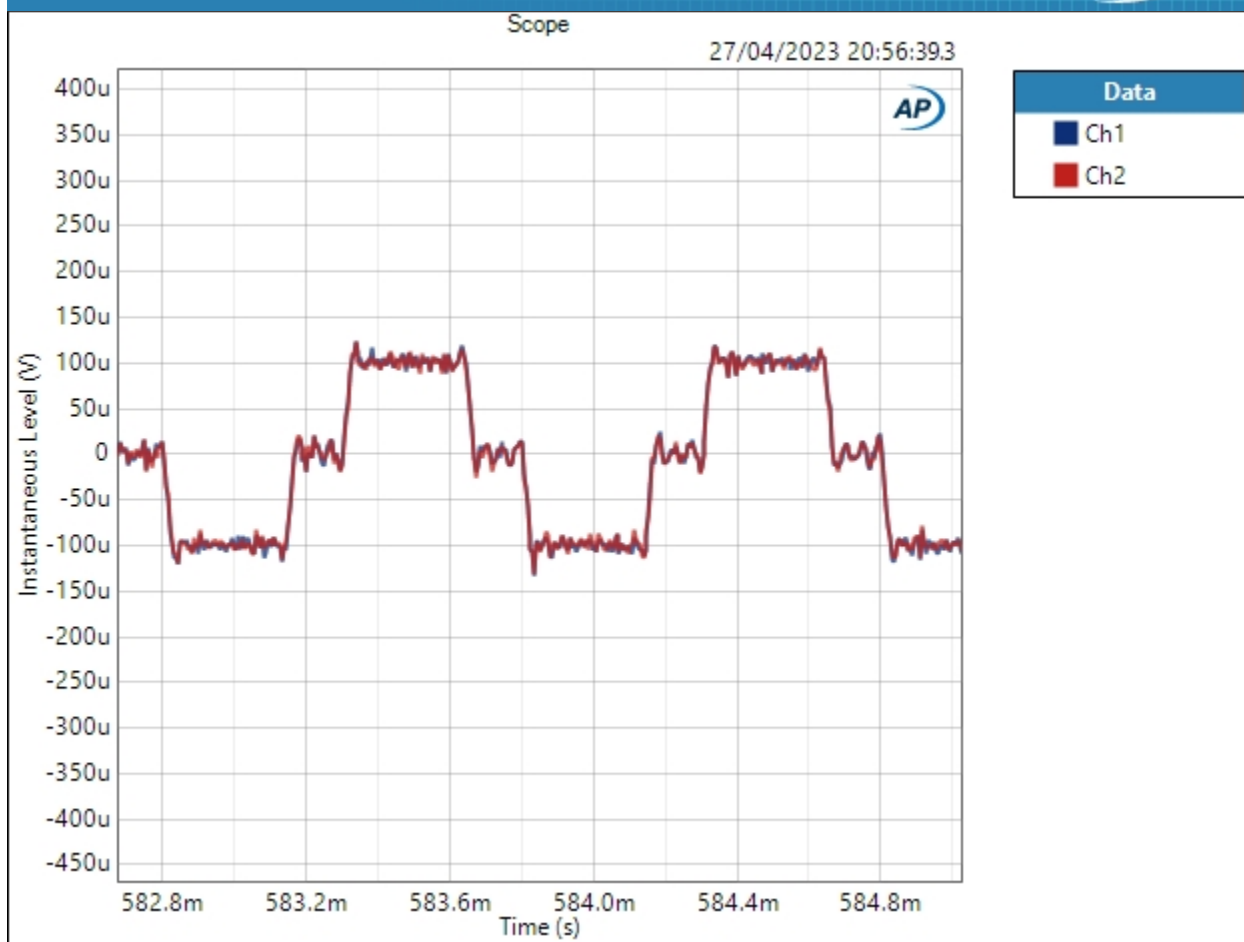
Record Acquisition: False

Recording Type: Multiple Mono PCM (.wav)

Scope (27/04/2023 20:56:39.305)



Sequence Report



Scope Parameters

Interpolated: On

Result: PASSED



Sequence Report



SIG 1 - Scope Views (44.1kHz) : -90.31dBFS 1kHz 16 bit dithered sine (96kHz Bandwidth)

Waveform: 1kHz -90.31dB dithered 16b sine.wav

Bit Exact: True

Start Offset (sec): 0.000 s

Secondary Source: None

Measured 1 27/04/2023 20:56:45

Acquisition Type: Auto

Trigger: Free Run

Delay Time: 250.0 ms

Input Bandwidth: Use Signal Path

FFT Length: 262144

Averaging: Power

Averages: 1

Window: AP-Equiripple

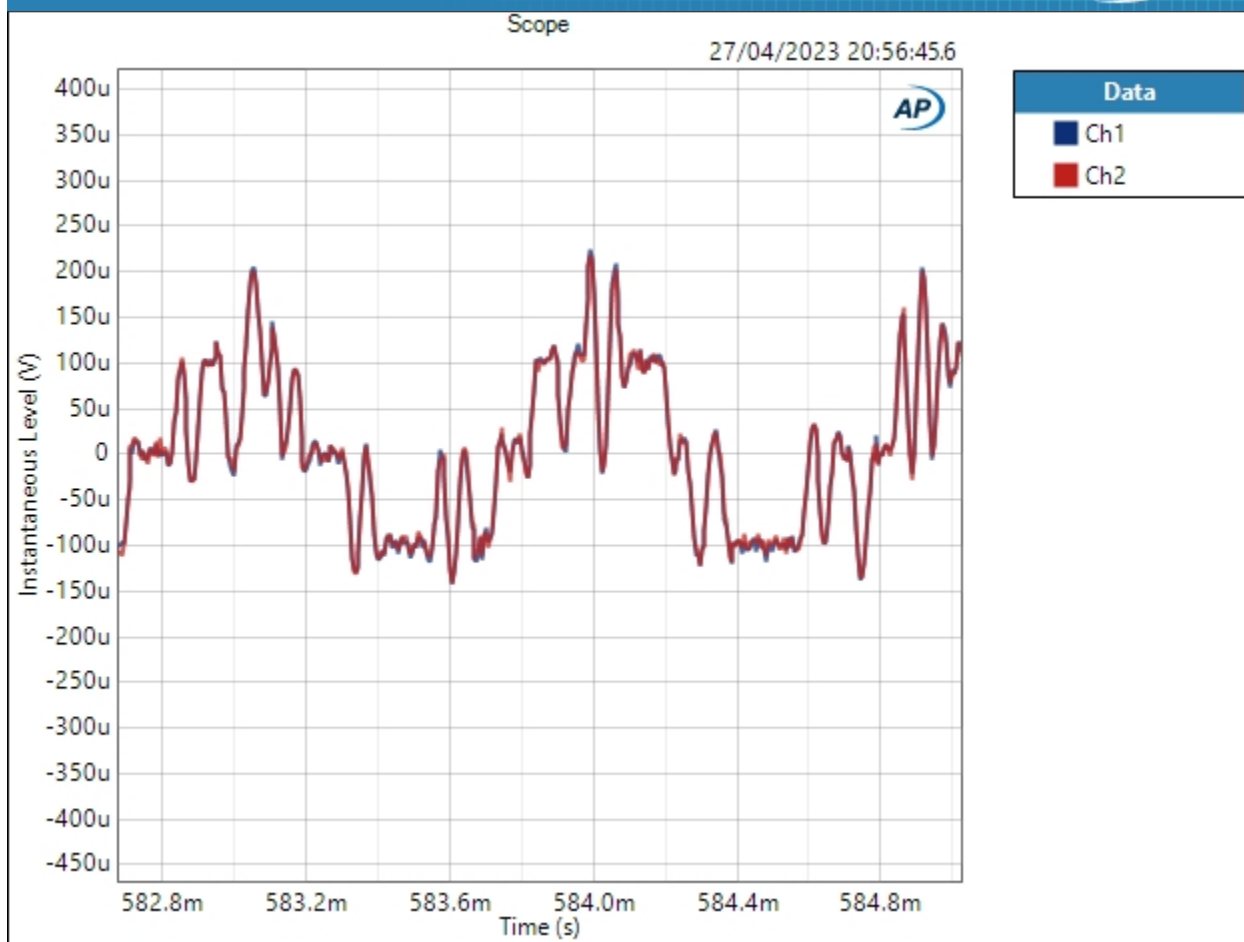
Record Acquisition: False

Recording Type: Multiple Mono PCM (.wav)

Scope (27/04/2023 20:56:45.697)



Sequence Report



Scope Parameters

Interpolated: On

Result: PASSED



Sequence Report



SIG 1 - Scope Views (44.1kHz) : -90.31dBFS 1kHz 24 bit undithered sine (96kHz Bandwidth)

Waveform: 1kHz -90.31dB undithered 24b sine.wav

Bit Exact: True

Start Offset (sec): 0.000 s

Secondary Source: None

Measured 1 27/04/2023 20:56:52

Acquisition Type: Auto

Trigger: Free Run

Delay Time: 250.0 ms

Input Bandwidth: Use Signal Path

FFT Length: 262144

Averaging: Power

Averages: 1

Window: AP-Equiripple

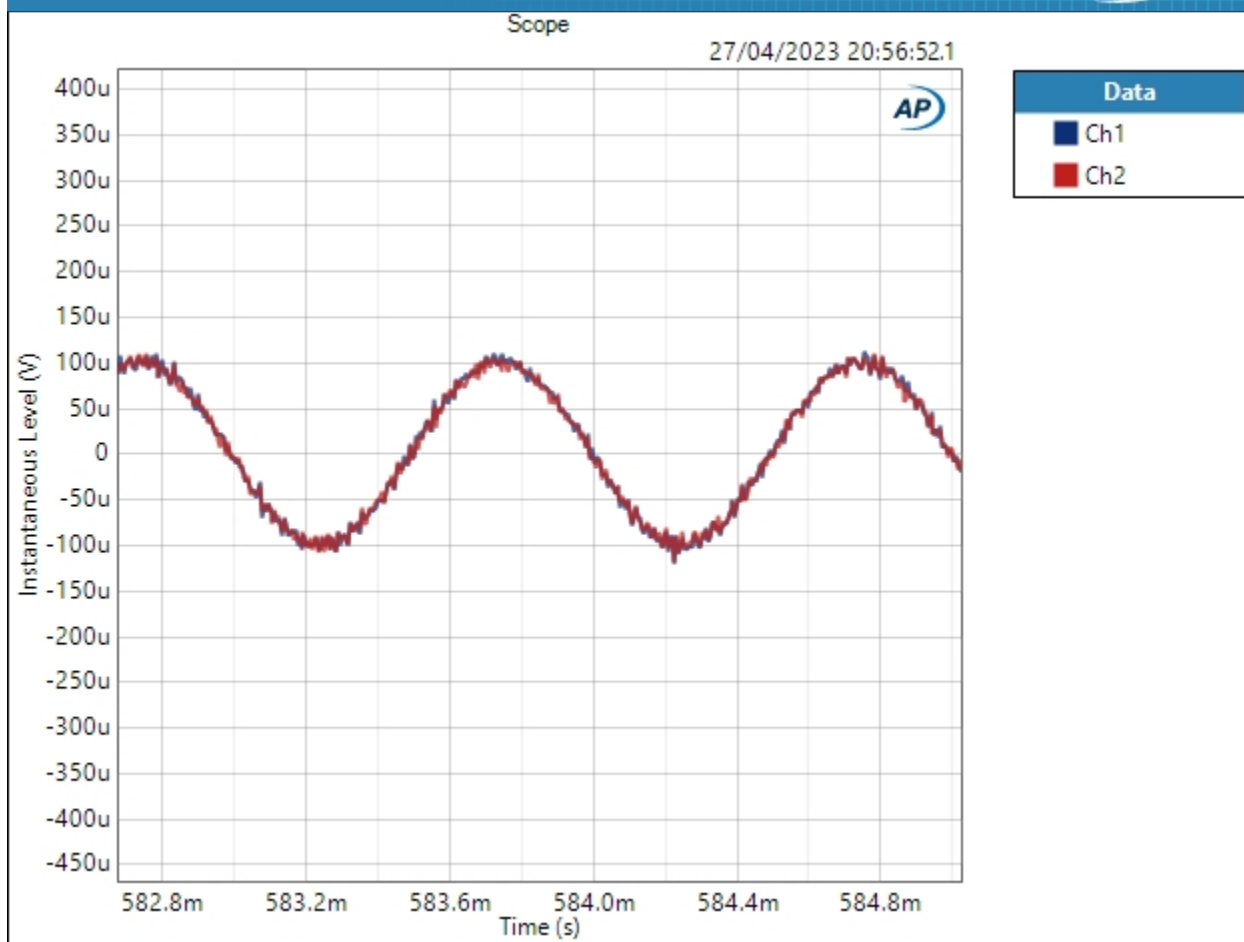
Record Acquisition: False

Recording Type: Multiple Mono PCM (.wav)

Scope (27/04/2023 20:56:52.102)



Sequence Report



Scope Parameters

Interpolated: On

Result: PASSED



Sequence Report



SIG 1 - Scope Views (44.1kHz) : -90.31dBFS 1kHz 24 bit dithered sine (96kHz Bandwidth)

Waveform: 1kHz -90.31dB dithered 24b sine.wav

Bit Exact: True

Start Offset (sec): 0.000 s

Secondary Source: None

Measured 1 27/04/2023 20:56:58

Acquisition Type: Auto

Trigger: Free Run

Delay Time: 250.0 ms

Input Bandwidth: Use Signal Path

FFT Length: 262144

Averaging: Power

Averages: 1

Window: AP-Equiripple

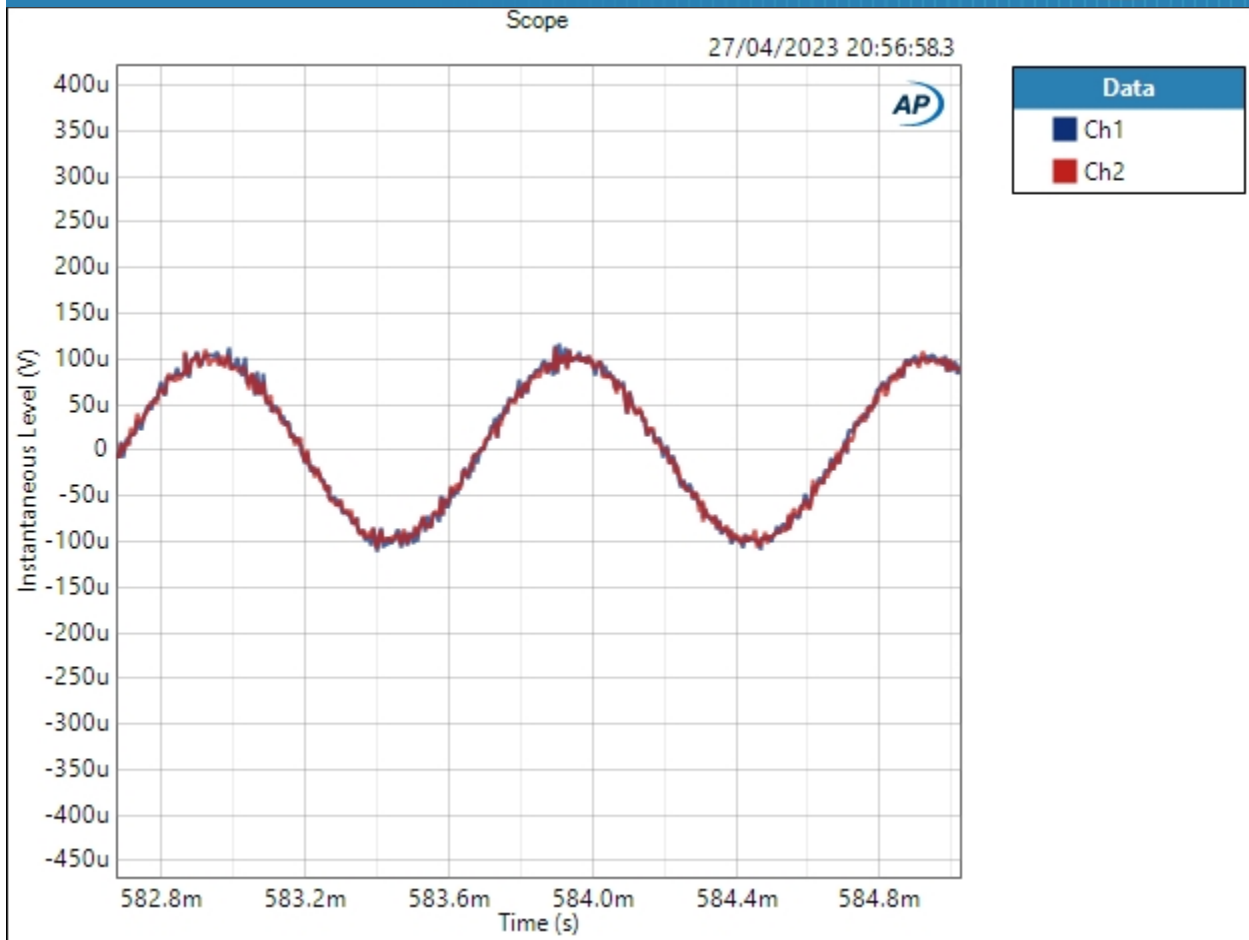
Record Acquisition: False

Recording Type: Multiple Mono PCM (.wav)

Scope (27/04/2023 20:56:58.363)



Sequence Report



Scope Parameters

Interpolated: On

Result: PASSED



Sequence Report



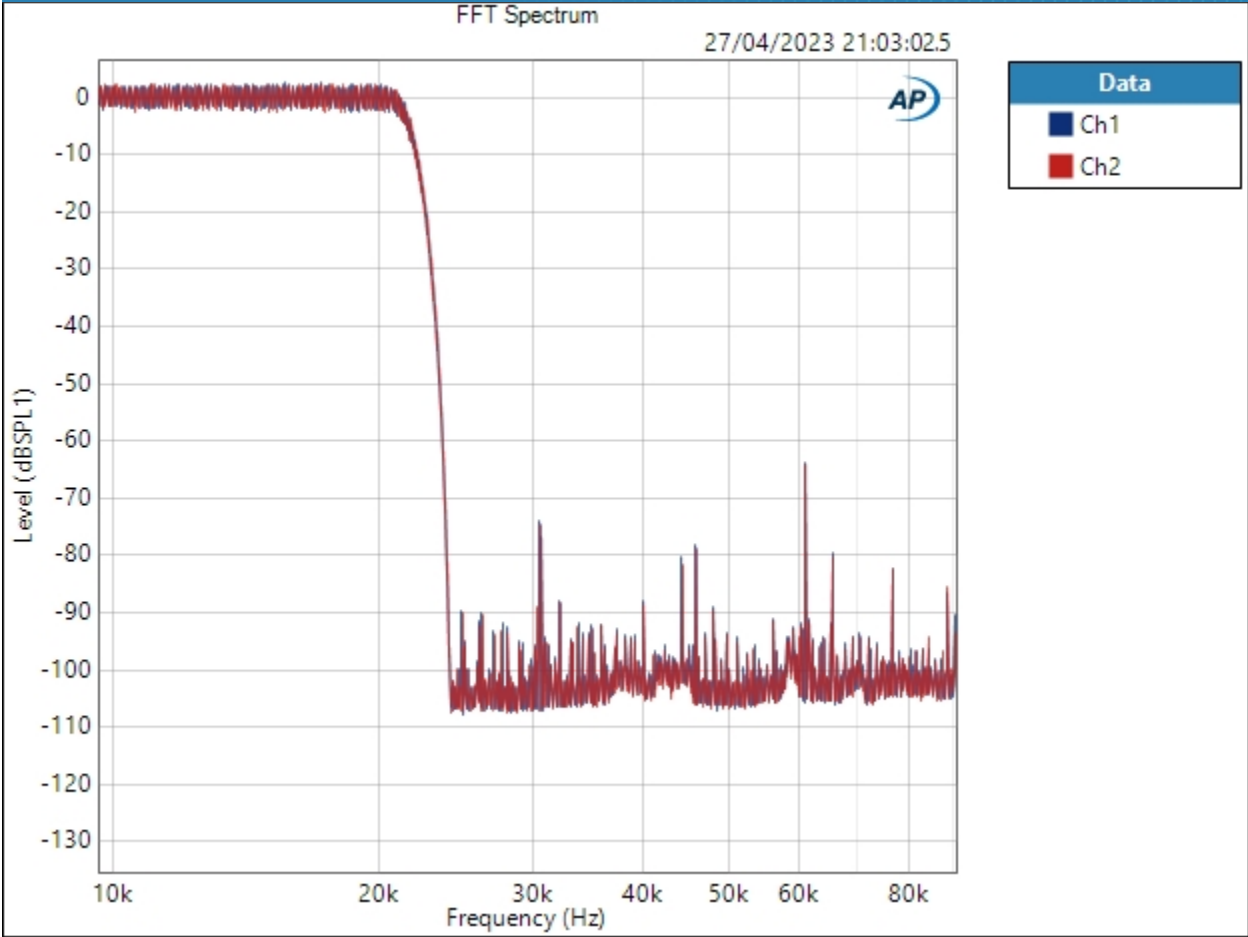
SIG 1 - Scope Views (44.1khz) : Filter Ultrasonic Attenuation

Waveform: Noise
Generator Level: -3.000 dBFS
DC Offset: 0.000 D
Noise Shape: White
Secondary Source: None
Measured 1: 27/04/2023 21:03:02
Acquisition Type: Auto
Trigger: Free Run
Delay Time: 500.0 ms
Input Bandwidth: Use Signal Path
FFT Length: 1248000
Averaging: Power
Averages: 50
Window: AP-Equiripple
Record Acquisition: False
Recording Type: Multiple Mono PCM (.wav)

FFT Spectrum (27/04/2023 21:03:02.546)



Sequence Report



Result: PASSED



Sequence Report



SIG 1 - Scope Views (44.1kHz) : 20hz-90kHz Noise RMS Level

Waveform: None
High-pass Filter: Elliptic
High-pass Frequency: 20 Hz
Low-pass Filter: Signal Path
Weighting Filter: Signal Path
Acquisition Time: 250.0 ms
Delay Time: 300.0 ms

Noise Level (27/04/2023 21:03:04.275)

Ch1 6.227 uVrms

Ch2 5.807 uVrms



Sequence Report



SIG 1.5 - Scope Views (44.1kHz) : Signal Path Setup

Output Connector:	ASIO
Asio Device:	ASIO4ALL v2
Scaling Mode:	Digital
Output Sample Rate:	44.1000 kHz
Output Latency:	Auto
Buffer Size:	1024
Clock Source:	Big Ben
Input 1:	Analog Unbalanced
Measure:	Auto
Channels:	Auto (2 Channels)
Ch1	Data from Ch1, Sensitivity = 0.00 dB, Gain = 0.00 dB
Ch2	Data from Ch2, Sensitivity = 0.00 dB, Gain = 0.00 dB
Input Bandwidth:	AC (<10 Hz) - 1M (2.496 MHz SR)
Input EQ:	None
Termination:	100 kohm
High Performance Sine Analyzer:	Disabled
Input 2:	None
Device Delay:	0.000 s
• References	
dBr G:	-20.000 dBFS
Shared Frequency Reference:	1.00000 kHz
Analog Input	
dBrA:	2.332 Vrms
dBrB:	2.332 Vrms
dBrA Offset:	0.000 dB
dBrB Offset:	3.000 dB
dB SPL1:	2.332 Vrms
dB SPL2:	2.332 Vrms
dB SPL1 Calibrator Level:	60.000 dB SPL
dB SPL2 Calibrator Level:	50.000 dB SPL



Sequence Report



dBm (Input Power):	600.0 ohm
W(watts) (Input Power):	8.000 ohm
• DCX	
DCX is not detected.	
• Clocks	
Output Rate:	Track Output SR
Sync Out Level:	3.300 V
Sync Out Polarity:	Normal
Timebase Reference:	Internal
Jitter:	Disabled
• Triggers	
Source:	Off
Input Logic Level:	3.300 V
Edge:	Rising



Sequence Report



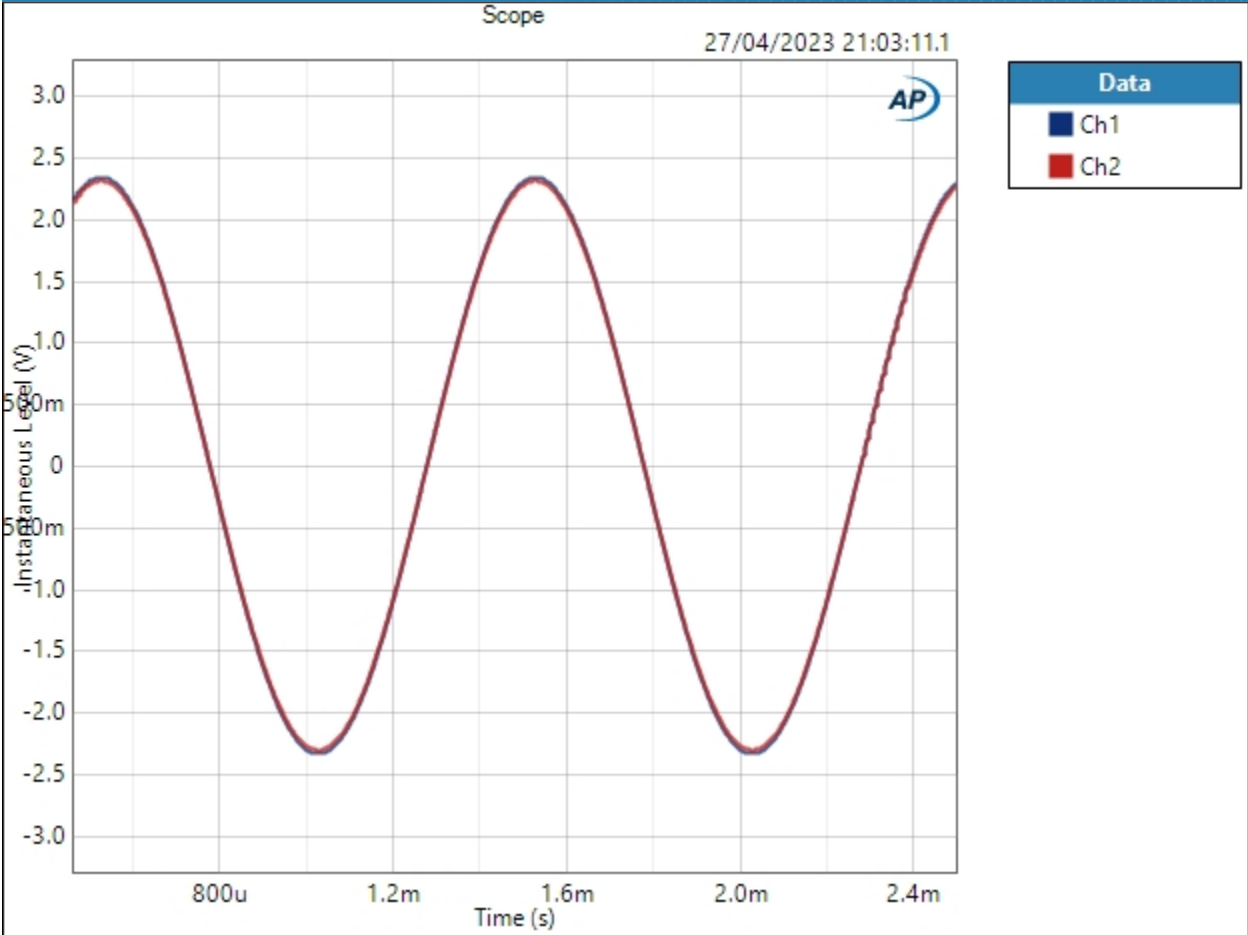
SIG 1.5 - Scope Views (44.1kHz) : 1kHz Tone View

Waveform: Sine
Generator Level: -3.000 dBFS
DC Offset: 0.000 D
Frequency: 1.00000 kHz
Secondary Source: None
Measured 1 27/04/2023 21:03:11
Acquisition Type: Auto
Trigger: Free Run
Delay Time: 250.0 ms
Input Bandwidth: Use Signal Path
FFT Length: 262144
Averaging: Power
Averages: 1
Window: AP-Equiripple
Record Acquisition: False
Recording Type: Multiple Mono PCM (.wav)

Scope (27/04/2023 21:03:11.192)



Sequence Report AP



Scope Parameters

Interpolated: On

Result: ✔ PASSED



Sequence Report



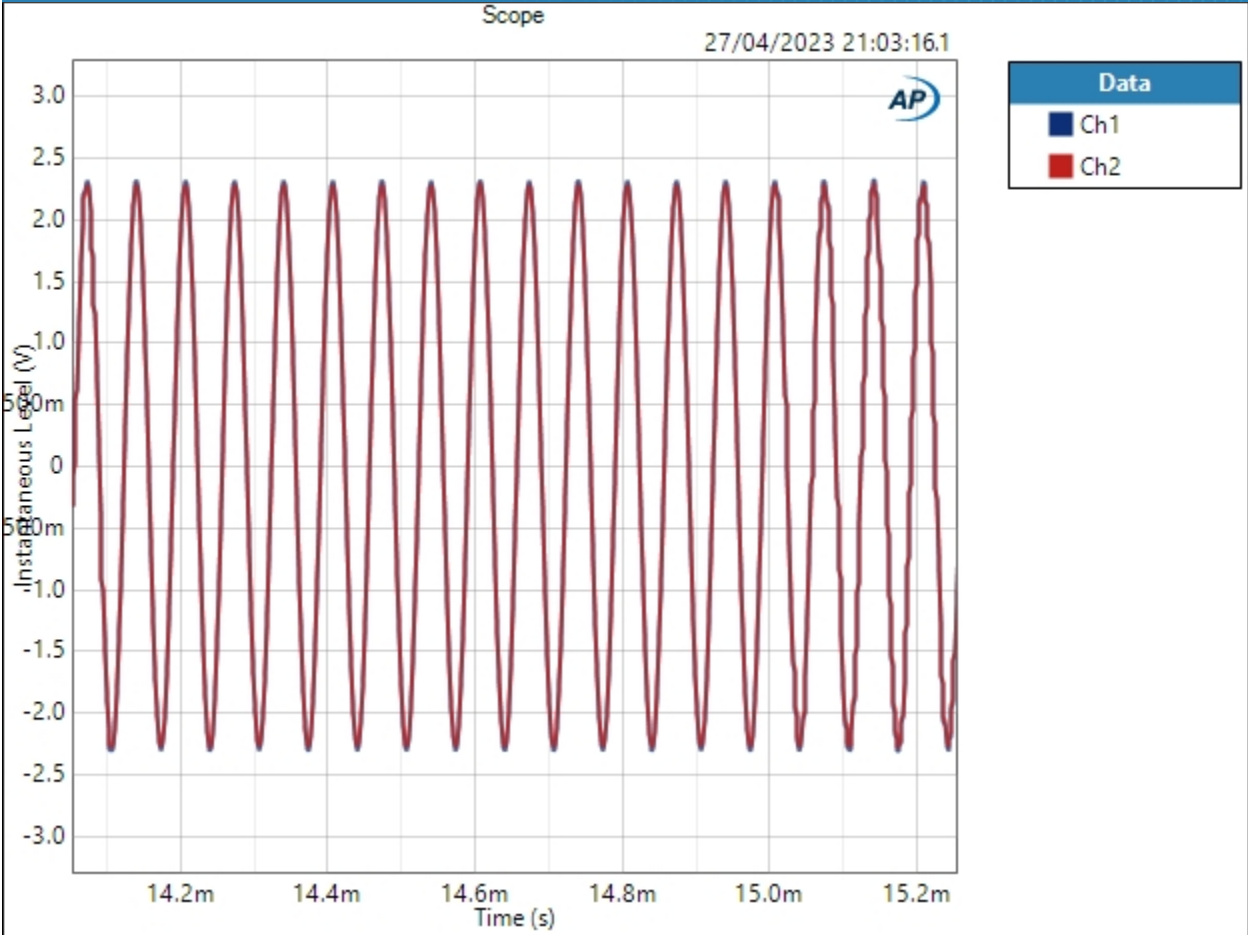
SIG 1.5 - Scope Views (44.1kHz) : 15kHz Tone View

Waveform: Sine
Generator Level: -3.000 dBFS
DC Offset: 0.000 D
Frequency: 15.0000 kHz
Secondary Source: None
Measured 1 27/04/2023 21:03:16
Acquisition Type: Auto
Trigger: Free Run
Delay Time: 250.0 ms
Input Bandwidth: Use Signal Path
FFT Length: 262144
Averaging: Power
Averages: 1
Window: AP-Equiripple
Record Acquisition: False
Recording Type: Multiple Mono PCM (.wav)

Scope (27/04/2023 21:03:16.112)



Sequence Report AP



Scope Parameters

Interpolated: On

Result: ✔ PASSED



Sequence Report



SIG 1.5 - Scope Views (44.1kHz) : -90.31dBFS 1kHz undithered 16b sine (1Mhz bandwidth)

Waveform: 1kHz -90.31dB undithered 16b sine.wav

Bit Exact: True

Start Offset (sec): 0.000 s

Secondary Source: None

Measured 1 27/04/2023 21:03:21

Acquisition Type: Auto

Trigger: Free Run

Delay Time: 250.0 ms

Input Bandwidth: Use Signal Path

FFT Length: 262144

Averaging: Power

Averages: 1

Window: AP-Equiripple

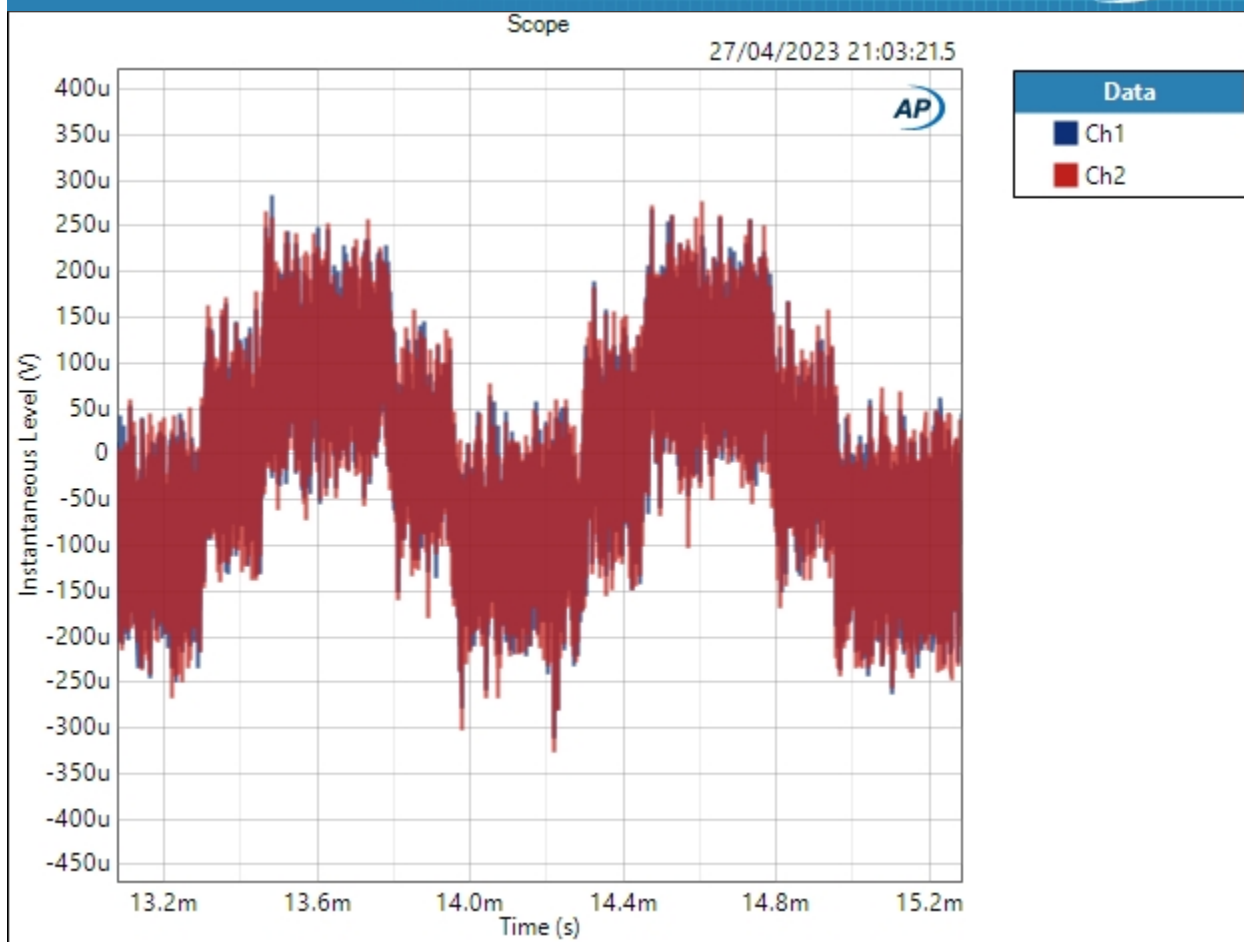
Record Acquisition: False

Recording Type: Multiple Mono PCM (.wav)

Scope (27/04/2023 21:03:21.563)



Sequence Report



Scope Parameters

Interpolated: On

Result: PASSED



Sequence Report



SIG 1.5 - Scope Views (44.1kHz) : -90.31dBFS 1kHz dithered 16b sine (1Mhz bandwidth)

Waveform: 1kHz -90.31dB dithered 16b sine.wav

Bit Exact: True

Start Offset (sec): 0.000 s

Secondary Source: None

Measured 1 27/04/2023 21:03:27

Acquisition Type: Auto

Trigger: Free Run

Delay Time: 250.0 ms

Input Bandwidth: Use Signal Path

FFT Length: 262144

Averaging: Power

Averages: 1

Window: AP-Equiripple

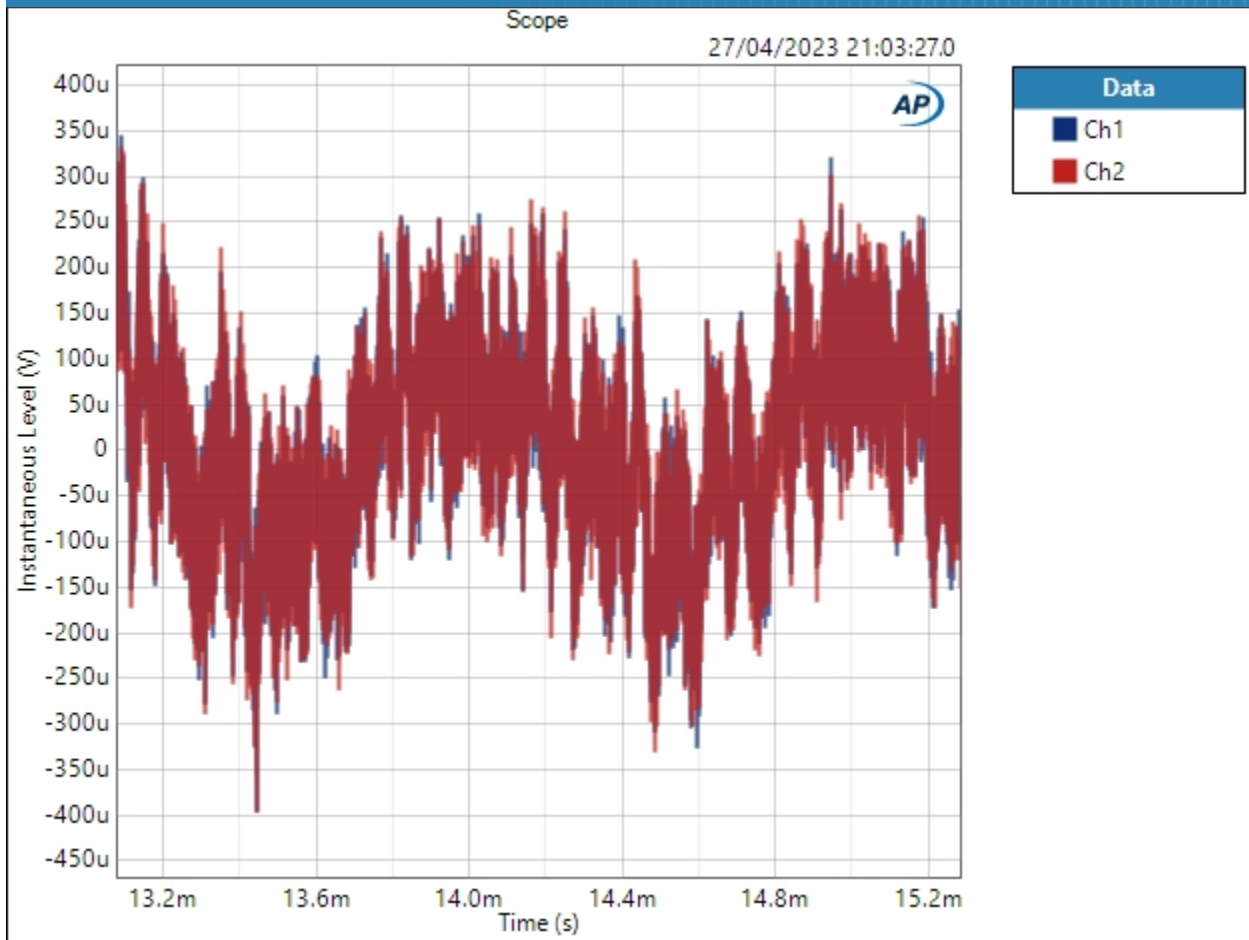
Record Acquisition: False

Recording Type: Multiple Mono PCM (.wav)

Scope (27/04/2023 21:03:27.095)



Sequence Report



Scope Parameters

Interpolated: On

Result: PASSED



Sequence Report



SIG 1.5 - Scope Views (44.1kHz) : -90.31dBFS 1kHz undithered 24b sine (1Mhz bandwidth)

Waveform: 1kHz -90.31dB undithered 24b sine.wav

Bit Exact: True

Start Offset (sec): 0.000 s

Secondary Source: None

Measured 1 27/04/2023 21:03:32

Acquisition Type: Auto

Trigger: Free Run

Delay Time: 250.0 ms

Input Bandwidth: Use Signal Path

FFT Length: 262144

Averaging: Power

Averages: 1

Window: AP-Equiripple

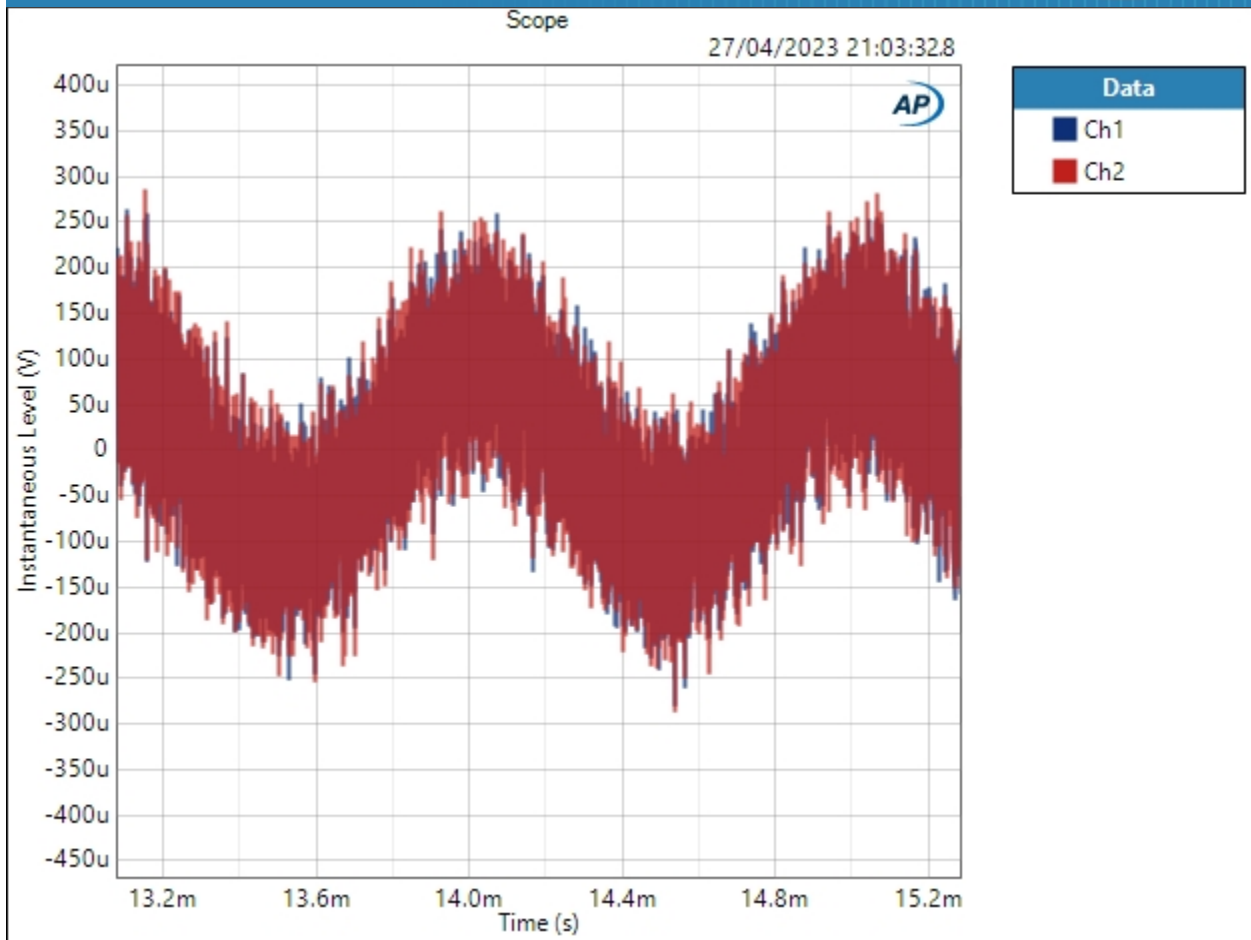
Record Acquisition: False

Recording Type: Multiple Mono PCM (.wav)

Scope (27/04/2023 21:03:32.893)



Sequence Report



Scope Parameters

Interpolated: On

Result: PASSED



Sequence Report



SIG 1.5 - Scope Views (44.1kHz) : -90.31dBFS 1kHz dithered 24b sine (1Mhz bandwidth)

Waveform: 1kHz -90.31dB dithered 24b sine.wav

Bit Exact: True

Start Offset (sec): 0.000 s

Secondary Source: None

Measured 1 27/04/2023 21:03:38

Acquisition Type: Auto

Trigger: Free Run

Delay Time: 250.0 ms

Input Bandwidth: Use Signal Path

FFT Length: 262144

Averaging: Power

Averages: 1

Window: AP-Equiripple

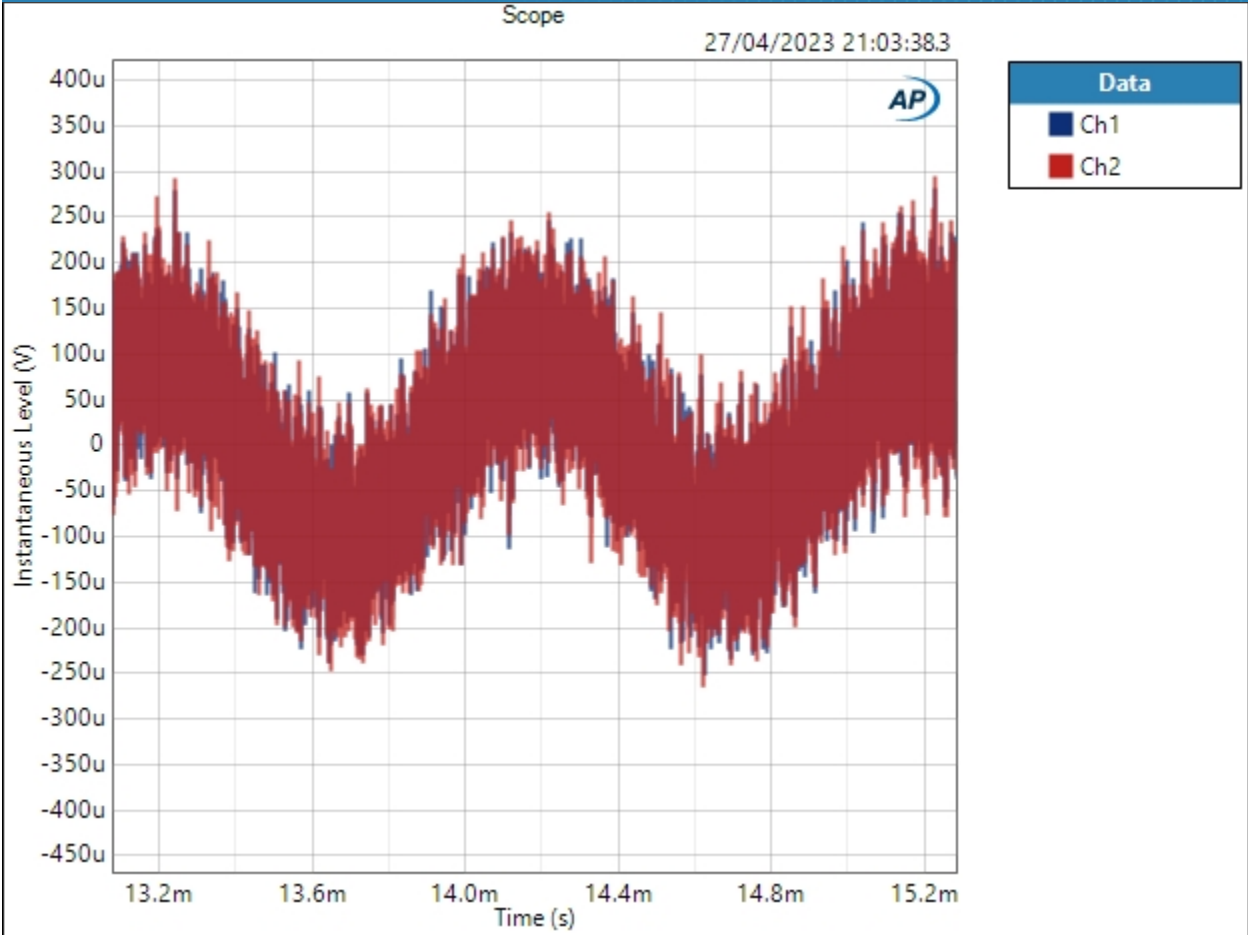
Record Acquisition: False

Recording Type: Multiple Mono PCM (.wav)

Scope (27/04/2023 21:03:38.399)



Sequence Report AP



Scope Parameters

Interpolated: On

Result: ✔ PASSED



Sequence Report



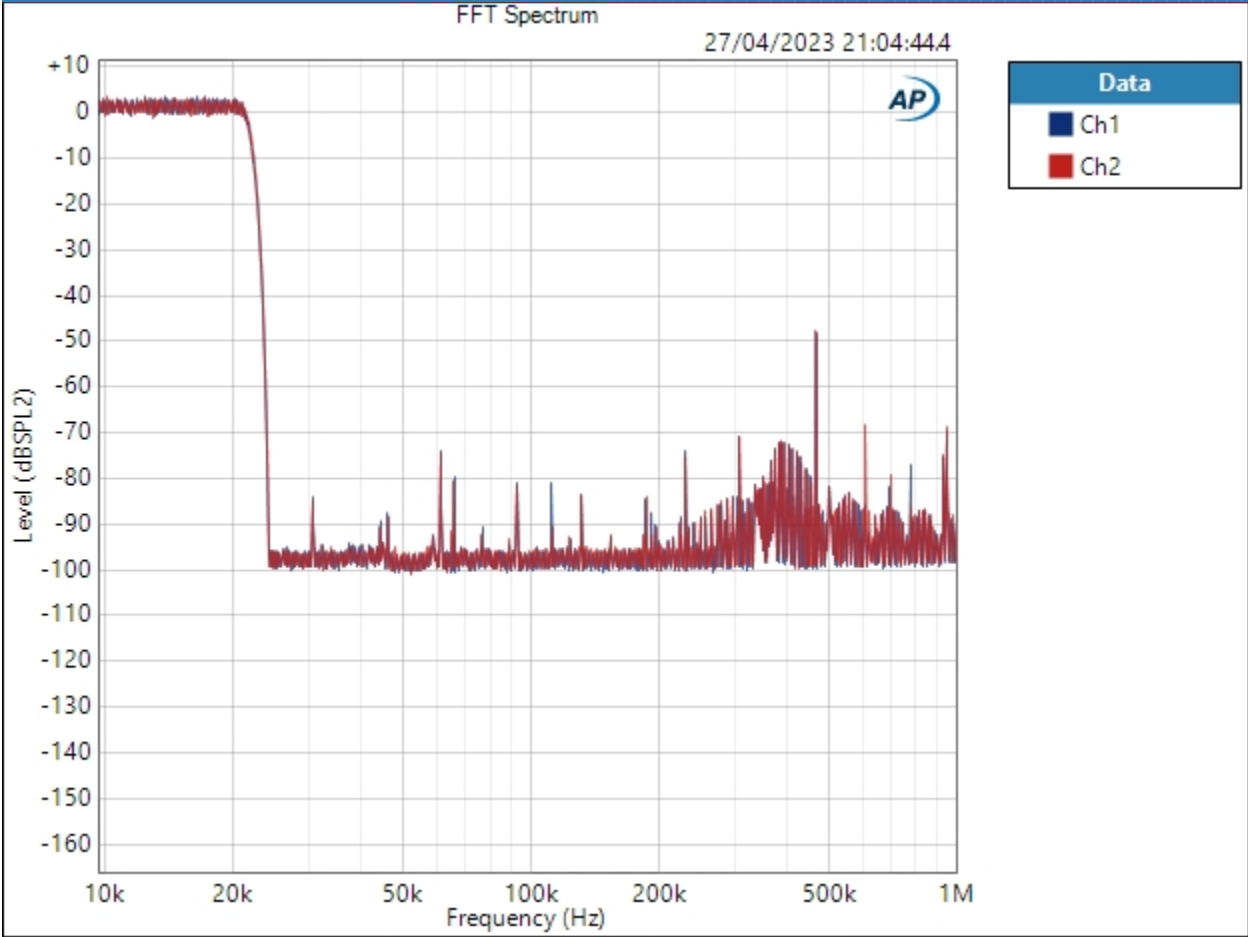
SIG 1.5 - Scope Views (44.1khz) : Filter Ultrasonic Attenuation

Waveform: Noise
Generator Level: -3.000 dBFS
DC Offset: 0.000 D
Noise Shape: White
Secondary Source: None
Measured 1 27/04/2023 21:04:44
Acquisition Type: Auto
Trigger: Free Run
Delay Time: 500.0 ms
Input Bandwidth: Use Signal Path
FFT Length: 1248000
Averaging: Power
Averages: 50
Window: AP-Equiripple
Record Acquisition: False
Recording Type: Multiple Mono PCM (.wav)

FFT Spectrum (27/04/2023 21:04:44.452)



Sequence Report



Result: PASSED



Sequence Report



SIG 1.5 - Scope Views (44.1kHz) : 1Mhz RMS Noise Level

Waveform: None
High-pass Filter: Elliptic
High-pass Frequency: 20 Hz
Low-pass Filter: Signal Path
Weighting Filter: Signal Path
Acquisition Time: 250.0 ms
Delay Time: 300.0 ms

Noise Level (27/04/2023 21:04:46.025)

Ch1 61.96 uVrms

Ch2 65.96 uVrms



Sequence Report



SIG 2 - Main Measurements (44.1kHz) : Signal Path Setup

Output Connector:	ASIO
Asio Device:	ASIO4ALL v2
Scaling Mode:	Digital
Output Sample Rate:	44.1000 kHz
Output Latency:	Auto
Buffer Size:	1024
Clock Source:	Big Ben
Input 1:	Analog Unbalanced
Measure:	Auto
Channels:	Auto (2 Channels)
Ch1	Data from Ch1, Sensitivity = 0.00 dB, Gain = 0.00 dB
Ch2	Data from Ch2, Sensitivity = 0.00 dB, Gain = 0.00 dB
Input Bandwidth:	AC (<10 Hz) - AES17 (20 kHz)
Input EQ:	None
Termination:	100 kohm
High Performance Sine Analyzer:	Enabled
Input 2:	None
Device Delay:	0.000 s
• References	
dBr G:	-20.000 dBFS
Shared Frequency Reference:	1.00000 kHz
Analog Input	
dBrA:	2.332 Vrms
dBrB:	2.332 Vrms
dBrA Offset:	0.000 dB
dBrB Offset:	3.000 dB
dB SPL1:	2.332 Vrms
dB SPL2:	2.332 Vrms
dB SPL1 Calibrator Level:	60.000 dB SPL
dB SPL2 Calibrator Level:	50.000 dB SPL



Sequence Report



dBm (Input Power):	600.0 ohm
W(watts) (Input Power):	8.000 ohm
• DCX	
DCX is not detected.	
• Clocks	
Output Rate:	Track Output SR
Sync Out Level:	3.300 V
Sync Out Polarity:	Normal
Timebase Reference:	Internal
Jitter:	Disabled
• Triggers	
Source:	Off
Input Logic Level:	3.300 V
Edge:	Rising

SIG 2 - Main Measurements (44.1khz) : Output Level (Vrms)

Waveform:	Sine
Generator Level:	-0.000 dBFS
DC Offset:	0.000 D
Frequency:	1.00000 kHz
Low-pass Filter:	Signal Path

RMS Level (27/04/2023 21:04:50.869)

Ch1	2.331 Vrms
Ch2	2.301 Vrms



Sequence Report



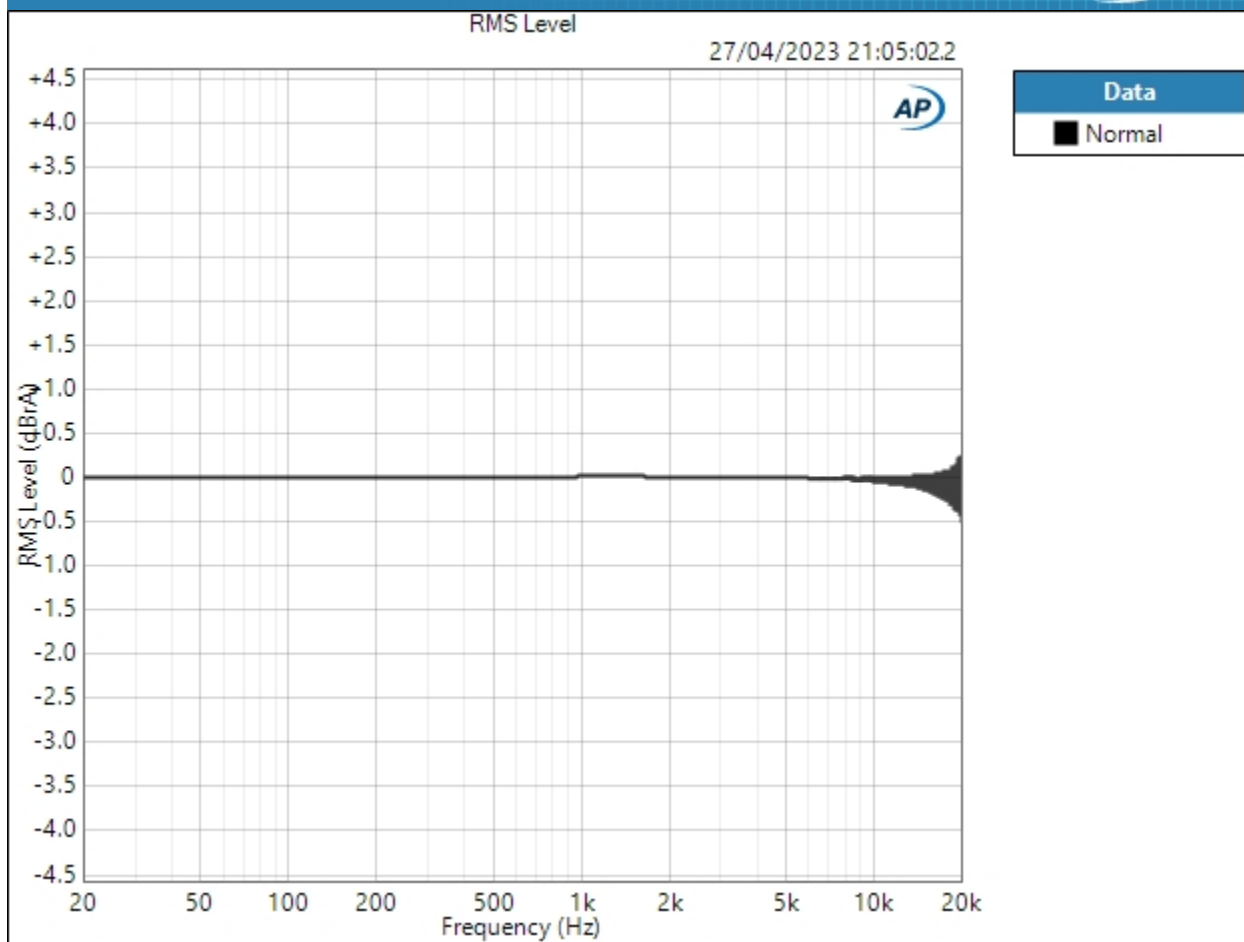
SIG 2 - Main Measurements (44.1kHz) : Frequency Response (Audible Band)

Start Frequency:	20.0000 Hz
Stop Frequency:	22.0500 kHz
Generator Level:	-0.000 dBFS
DC Offset:	0.000 D
EQ:	None
Pre-Sweep:	50.00 ms
Sweep:	5.000 s
Extend Acquisition By:	50.00 ms
Secondary Source:	None
Measured 1	27/04/2023 21:05:02

RMS Level (27/04/2023 21:05:02.274)



Sequence Report AP



Result: ✔ PASSED

Deviation (20.0000 Hz - 4.00000 kHz) (27/04/2023 21:05:02.274)

Ch1 ±0.006 dB

Ch2 ±0.006 dB

Deviation (20.0000 Hz - 4.00000 kHz) Parameters

Min: 20.0000 Hz

Max: 4.00000 kHz

4/27/2023 9:24 PM



Sequence Report



SIG 2 - Main Measurements (44.1kHz) : 20hz-20khz Noise RMS Level

Waveform:	None
High-pass Filter:	Elliptic
High-pass Frequency:	20 Hz
Low-pass Filter:	Elliptic
Low-pass Frequency:	20 kHz
Weighting Filter:	Signal Path
Acquisition Time:	250.0 ms
Delay Time:	300.0 ms

Noise Level (27/04/2023 21:05:06.384)

Ch1 1.602 uVrms
Ch2 1.604 uVrms



Sequence Report



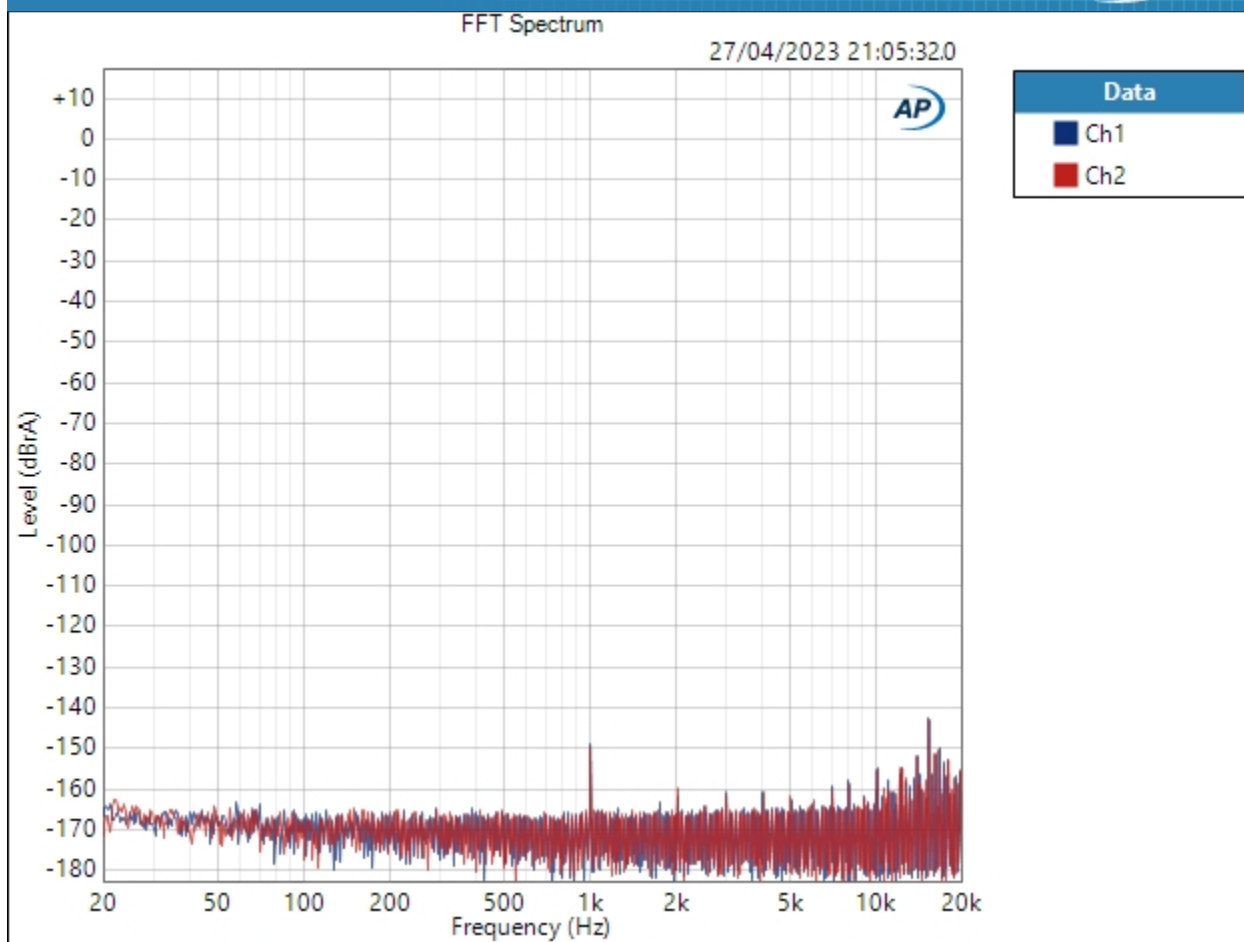
SIG 2 - Main Measurements (44.1kHz) : Idle Noise FFT

Waveform: Sine
Generator Level: $-\infty$ dBFS
DC Offset: 0.000 D
Frequency: 1.00000 kHz
Secondary Source: None
Measured 1: 27/04/2023 21:05:32
Acquisition Type: Auto
Trigger: Free Run
Delay Time: 500.0 ms
Input Bandwidth: Use Signal Path
FFT Length: 262144
Averaging: Power
Averages: 4
Window: AP-Equiripple
Record Acquisition: False
Recording Type: Multiple Mono PCM (.wav)

FFT Spectrum (27/04/2023 21:05:32.006)



Sequence Report



Result: PASSED



Sequence Report



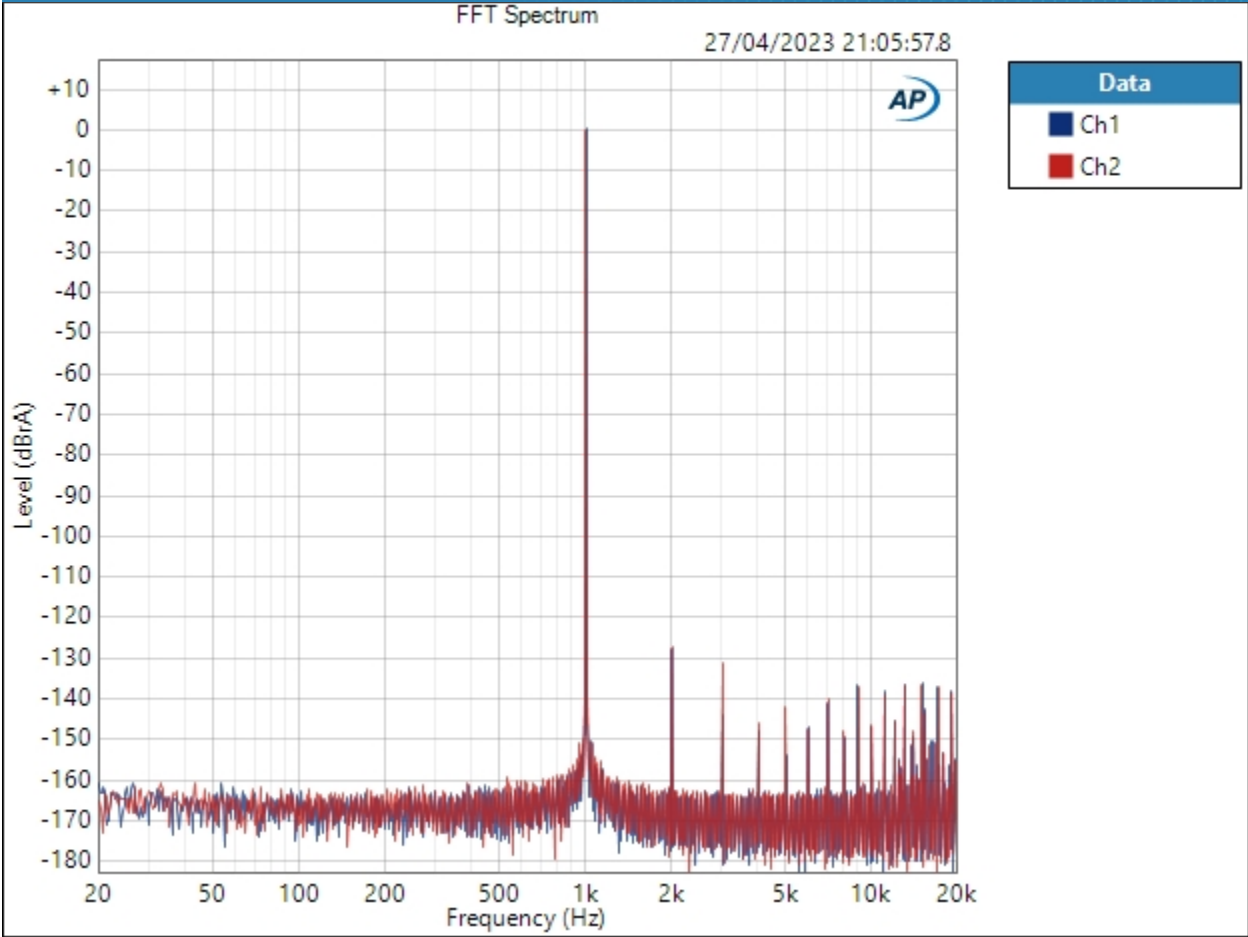
SIG 2 - Main Measurements (44.1kHz) : 1kHz FFT (0dbfs)

Waveform: Sine
Generator Level: -0.000 dBFS
DC Offset: 0.000 D
Frequency: 1.00000 kHz
Secondary Source: None
Measured 1 27/04/2023 21:05:57
Acquisition Type: Auto
Trigger: Free Run
Delay Time: 500.0 ms
Input Bandwidth: Use Signal Path
FFT Length: 262144
Averaging: Power
Averages: 4
Window: AP-Equiripple
Record Acquisition: False
Recording Type: Multiple Mono PCM (.wav)

FFT Spectrum (27/04/2023 21:05:57.820)



Sequence Report AP



Result: ✔ PASSED



Sequence Report



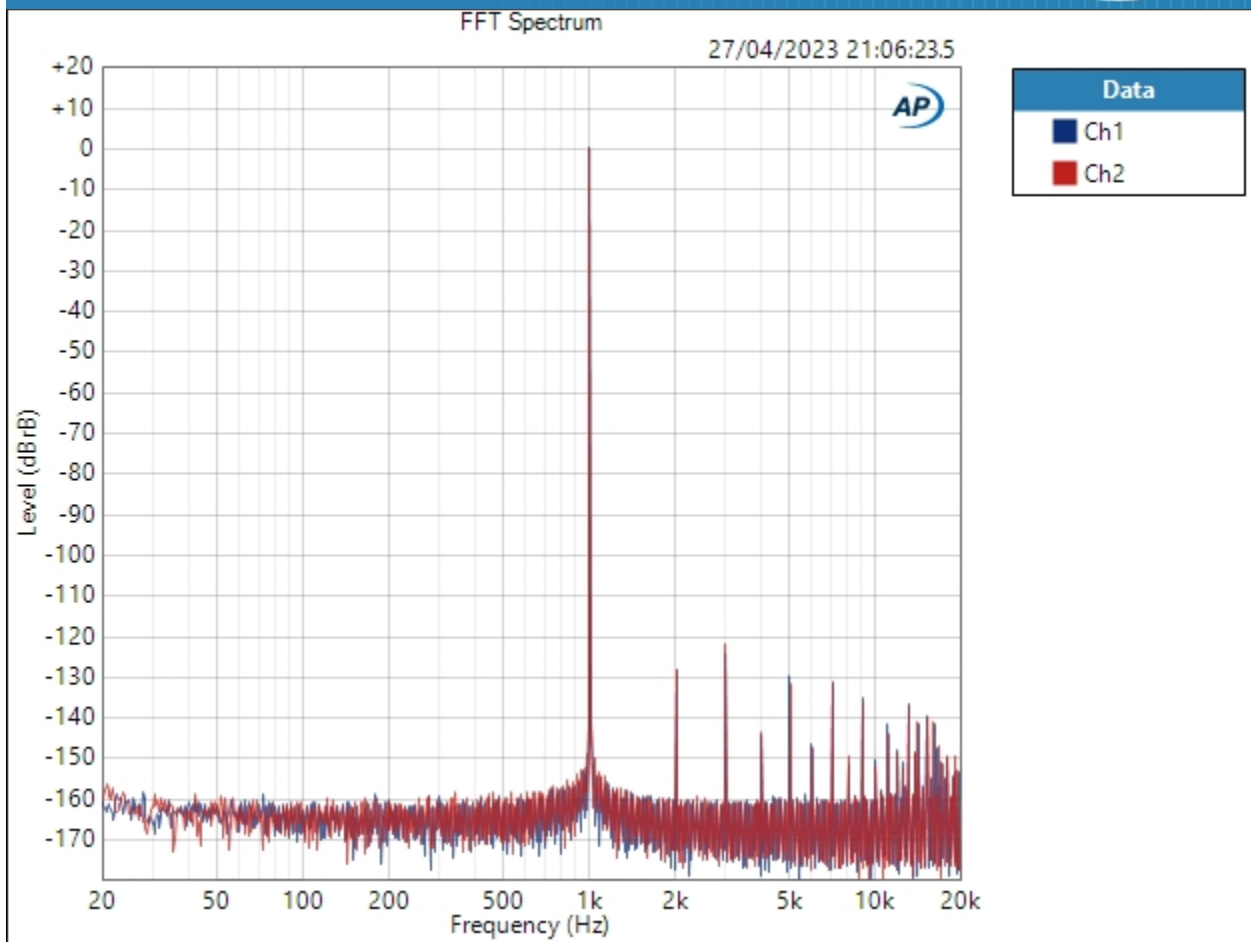
SIG 2 - Main Measurements (44.1kHz) : 1kHz FFT (-3dbfs)

Waveform: Sine
Generator Level: -3.000 dBFS
DC Offset: 0.000 D
Frequency: 1.00000 kHz
Secondary Source: None
Measured 1 27/04/2023 21:06:23
Acquisition Type: Auto
Trigger: Free Run
Delay Time: 500.0 ms
Input Bandwidth: Use Signal Path
FFT Length: 262144
Averaging: Power
Averages: 4
Window: AP-Equiripple
Record Acquisition: False
Recording Type: Multiple Mono PCM (.wav)

FFT Spectrum (27/04/2023 21:06:23.506)



Sequence Report



Result: PASSED



Sequence Report



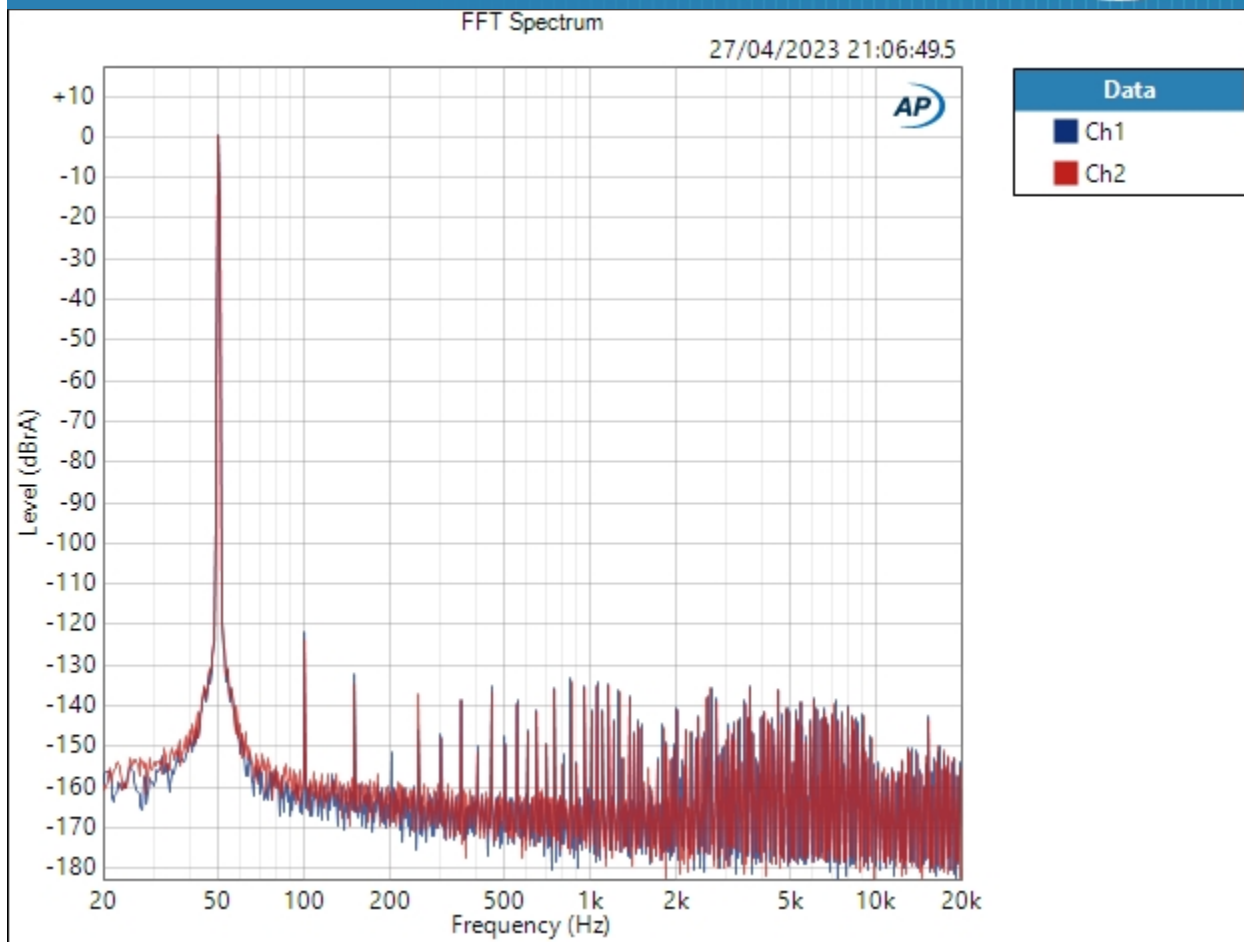
SIG 2 - Main Measurements (44.1khz) : 50khz FFT (0dbfs)

Waveform: Sine
Generator Level: -0.000 dBFS
DC Offset: 0.000 D
Frequency: 50.0000 Hz
Secondary Source: None
Measured 1 27/04/2023 21:06:49
Acquisition Type: Auto
Trigger: Free Run
Delay Time: 500.0 ms
Input Bandwidth: Use Signal Path
FFT Length: 262144
Averaging: Power
Averages: 4
Window: AP-Equiripple
Record Acquisition: False
Recording Type: Multiple Mono PCM (.wav)

FFT Spectrum (27/04/2023 21:06:49.583)



Sequence Report



Result: PASSED



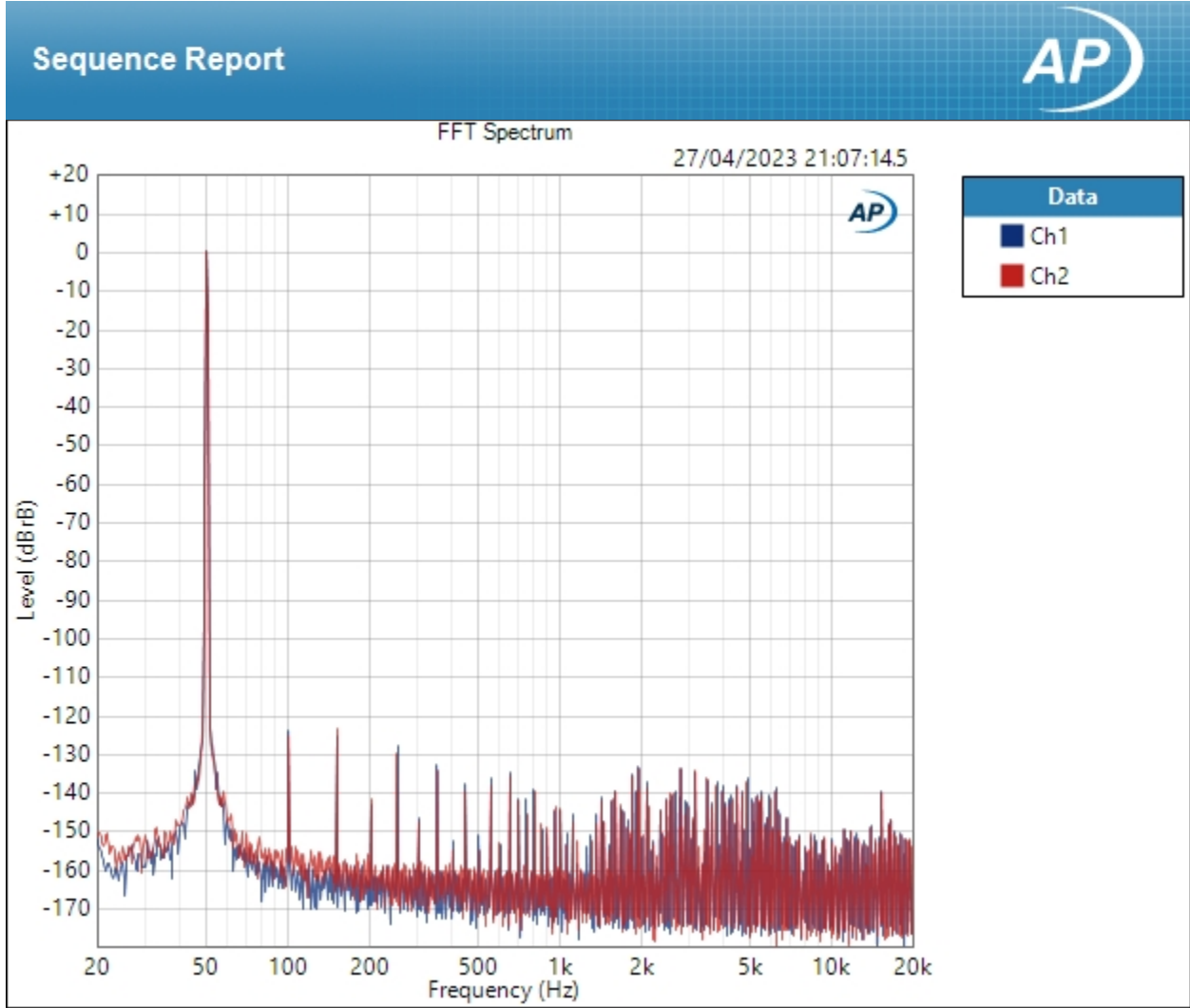
Sequence Report



SIG 2 - Main Measurements (44.1kHz) : 50hz FFT (-3dbfs)

Waveform: Sine
Generator Level: -3.000 dBFS
DC Offset: 0.000 D
Frequency: 50.0000 Hz
Secondary Source: None
Measured 1 27/04/2023 21:07:14
Acquisition Type: Auto
Trigger: Free Run
Delay Time: 250.0 ms
Input Bandwidth: Use Signal Path
FFT Length: 262144
Averaging: Power
Averages: 4
Window: AP-Equiripple
Record Acquisition: False
Recording Type: Multiple Mono PCM (.wav)

FFT Spectrum (27/04/2023 21:07:14.576)



Result: ✔ PASSED



Sequence Report



SIG 2 - Main Measurements (44.1kHz) : Effective Number of Bits 0dbfs

Waveform: Sine (1 kHz)
Generator Level: -0.000 dBFS
DC Offset: 0.000 D
Frequency: 1.00000 kHz
High-pass Filter: Elliptic
High-pass Frequency: 20 Hz
Low-pass Filter: Elliptic
Low-pass Frequency: 20 kHz
Weighting Filter: Signal Path
Notch Tuning Mode: Measured Frequency

ENOB (27/04/2023 21:07:17.217)

Ch1 19.6
Ch2 19.6

SIG 2 - Main Measurements (44.1kHz) : Effective Number of Bits -3dbfs

Waveform: Sine (1 kHz)
Generator Level: -3.000 dBFS
DC Offset: 0.000 D
Frequency: 1.00000 kHz
High-pass Filter: Elliptic
High-pass Frequency: 20 Hz
Low-pass Filter: Elliptic
Low-pass Frequency: 20 kHz
Weighting Filter: Signal Path
Notch Tuning Mode: Measured Frequency

ENOB (27/04/2023 21:07:19.338)

Ch1 19.1
Ch2 19.0



Sequence Report



SIG 2 - Main Measurements (44.1kHz) : THD+N 0dbfs

Waveform: Sine
 Generator Level: -0.000 dBFS
 DC Offset: 0.000 D
 Frequency: 1.00000 kHz
 High-pass Filter: Elliptic
 High-pass Frequency: 20 Hz
 Low-pass Filter: Elliptic
 Low-pass Frequency: 20 kHz
 Weighting Filter: Signal Path
 Notch Tuning Mode: Measured Frequency

THD+N Ratio (27/04/2023 21:07:22.162)

Ch1 0.000100 %
 Ch2 0.000107 %

THD+N Level (27/04/2023 21:07:22.162)

Ch1 -120.024 dBrA
 Ch2 -119.501 dBrA

Noise Level (27/04/2023 21:07:22.162)

Ch1 1.828 uVrms
 Ch2 1.880 uVrms

Distortion Product Ratio (27/04/2023 21:07:22.162)

Channel	F	H2	H3	H4	H5	H6	H7	H8	H9	H10
	1.000k	2.000k	3.000k	4.000k	5.000k	6.000k	7.000k	8.000k	9.000k	10.00k
Ch1	-0.00	-127.00	-142.50	-151.60	-152.92	-145.47	-141.77	-147.53	-136.40	-143.50
	1.000k	2.000k	3.000k	4.000k	5.000k	6.000k	7.000k	8.000k	9.000k	10.00k
Ch2	-0.00	-126.11	-131.91	-147.38	-142.16	-147.59	-139.03	-145.77	-137.06	-146.43

Distortion Product Ratio Parameters

Frequency Unit: Hz
 Ratio Unit: dB
 Channel: Ch1



Sequence Report



SIG 2 - Main Measurements (44.1kHz) : THD+N -3dbfs

Waveform: Sine
 Generator Level: -3.000 dBFS
 DC Offset: 0.000 D
 Frequency: 1.00000 kHz
 High-pass Filter: Elliptic
 High-pass Frequency: 20 Hz
 Low-pass Filter: Elliptic
 Low-pass Frequency: 20 kHz
 Weighting Filter: Signal Path
 Notch Tuning Mode: Measured Frequency

THD+N Ratio (27/04/2023 21:07:24.693)

Ch1 0.000145 %
 Ch2 0.000158 %

THD+N Level (27/04/2023 21:07:24.693)

Ch1 -116.788 dBBrB
 Ch2 -116.136 dBBrB

Noise Level (27/04/2023 21:07:24.693)

Ch1 1.806 uVrms
 Ch2 1.860 uVrms

Distortion Product Ratio (27/04/2023 21:07:24.693)

Channel	F	H2	H3	H4	H5	H6	H7	H8	H9	H10
	1.000k	2.000k	3.000k	4.000k	5.000k	6.000k	7.000k	8.000k	9.000k	10.00k
Ch1	-0.00	-126.93	-124.38	-144.04	-129.38	-150.31	-130.84	-147.02	-135.22	-144.30
	1.000k	2.000k	3.000k	4.000k	5.000k	6.000k	7.000k	8.000k	9.000k	10.00k
Ch2	-0.00	-128.12	-121.35	-141.88	-130.61	-142.56	-132.68	-146.52	-136.21	-143.96

Distortion Product Ratio Parameters

Frequency Unit: Hz
 Ratio Unit: dB
 Channel: Ch1



Sequence Report



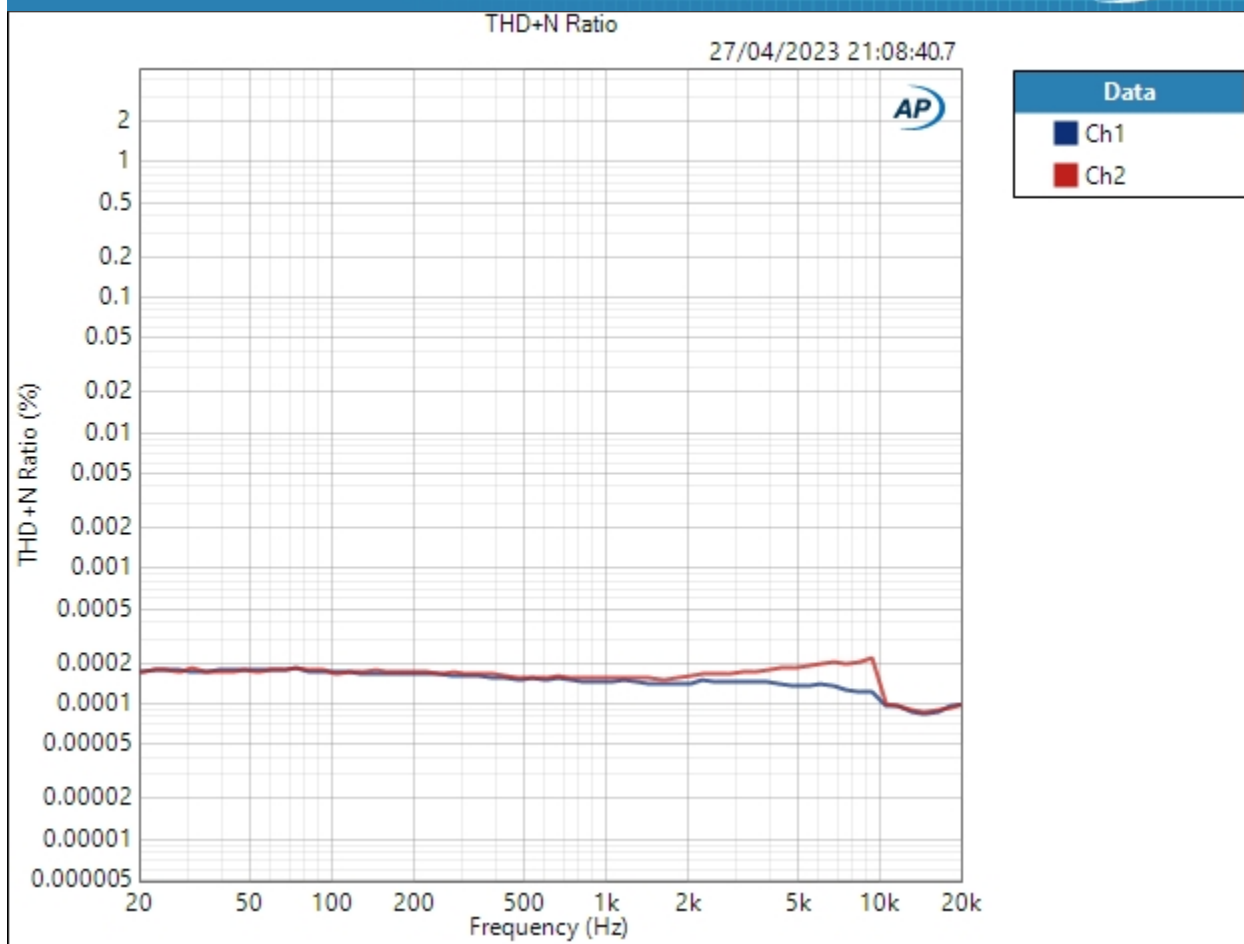
SIG 2 - Main Measurements (44.1kHz) : THD+N/Frequency

Waveform:	Sine
Generator Level:	-3.000 dBFS
DC Offset:	0.000 D
EQ:	None
Start Frequency:	20.0000 kHz
Stop Frequency:	20.0000 Hz
Step Type:	Logarithmic
Number of Points:	64
High-pass Filter:	Elliptic
High-pass Frequency:	20 Hz
Low-pass Filter:	Signal Path
Weighting Filter:	Signal Path
Phase Ref Channel:	Ch1
Measured 1	27/04/2023 21:08:40

THD+N Ratio (27/04/2023 21:08:40.744)



Sequence Report



Result: PASSED



Sequence Report



SIG 2 - Main Measurements (44.1kHz) : Dynamic Range - AES17

Waveform: Sine
Generator Level: -0.000 dBFS
DC Offset: 0.000 D
Frequency: 0.99700 kHz
Level Ratio: -60.000 dB
High-pass Filter: Signal Path
Low-pass Filter: Elliptic
Low-pass Frequency: 20 kHz
Weighting Filter: CCIR-2k

Dynamic Range - AES17 (27/04/2023 21:08:49.182)

Ch1 122.119 dB
Ch2 122.101 dB

SIG 2 - Main Measurements (44.1kHz) : Signal to Noise Ratio

Waveform: Sine
Generator Level: -0.000 dBFS
DC Offset: 0.000 D
Frequency: 1.00000 kHz
High-pass Filter: Elliptic
High-pass Frequency: 20 Hz
Low-pass Filter: Elliptic
Low-pass Frequency: 20 kHz
Weighting Filter: Signal Path

Signal to Noise Ratio (27/04/2023 21:08:52.710)

Ch1 123.162 dB
Ch2 123.085 dB



Sequence Report



SIG 2 - Main Measurements (44.1kHz) : IMD (SMPTE)

IMD Type: SMPTE
Waveform: IMD
Generator Level: -0.000 dBFS
DC Offset: 0.000 D
Frequency 1: 60.0000 Hz
Frequency 2: 7.00000 kHz
Frequency Ratio: 4:1
IMD Split: False

SMPTE Ratio (27/04/2023 21:08:55.149)

Ch1 -102.895 dB

Ch2 -108.424 dB

SMPTE Distortion Product Ratio (27/04/2023 21:08:55.149)

Channel	f1	d5	d4	d3	d2	f2	d2	d3	d4	d5
	60.00	6.760k	6.820k	6.880k	6.940k	7.000k	7.060k	7.120k	7.180k	7.240k
Ch1	12.05	-117.04	-129.42	-109.77	-124.51	0.00	-126.86	-110.01	-130.85	-115.85
	60.00	6.760k	6.820k	6.880k	6.940k	7.000k	7.060k	7.120k	7.180k	7.240k
Ch2	12.05	-117.53	-127.89	-122.25	-115.17	0.00	-116.33	-119.94	-134.41	-115.82

SMPTE Distortion Product Ratio Parameters

Frequency Unit: Hz
Ratio Unit: dB
Channel: Ch1



Sequence Report



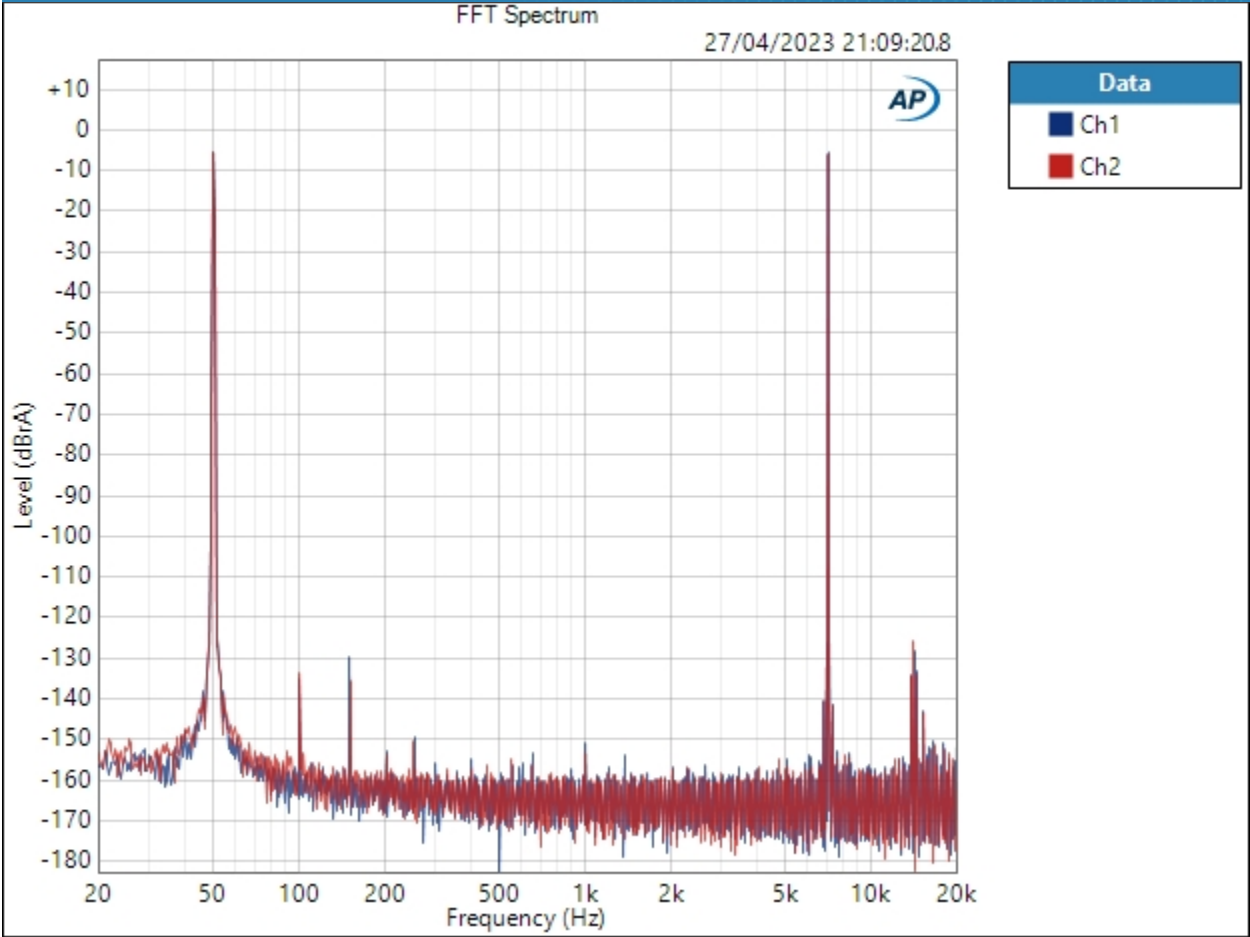
SIG 2 - Main Measurements (44.1kHz) : 50hz/7khz IMD SMPTE FFT

Waveform: Sine, Dual
Generator Level: -0.000 dBFS
DC Offset: 0.000 D
Frequency: 50.0000 Hz
Frequency B: 7.00000 kHz
IMD Split: No
FB:FA Ratio: 1.000 x/y
Secondary Source: None
Measured 1: 27/04/2023 21:09:20
Acquisition Type: Auto
Trigger: Free Run
Delay Time: 500.0 ms
Input Bandwidth: Use Signal Path
FFT Length: 262144
Averaging: Power
Averages: 4
Window: AP-Equiripple
Record Acquisition: False
Recording Type: Multiple Mono PCM (.wav)

FFT Spectrum (27/04/2023 21:09:20.854)



Sequence Report AP



Result: ✔ PASSED



Sequence Report



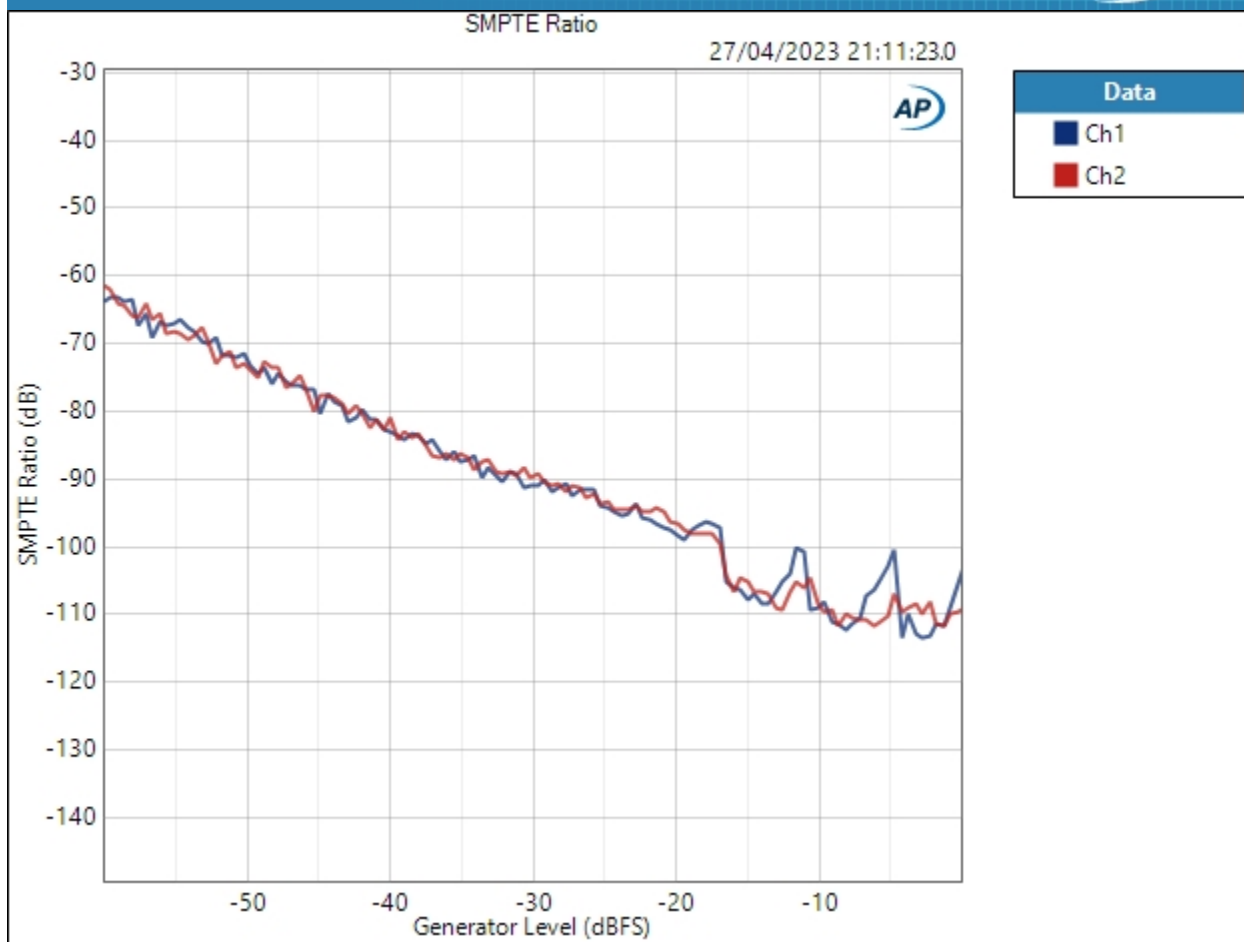
SIG 2 - Main Measurements (44.1kHz) : IMD Level Sweep (SMPTE)

IMD Type: SMPTE
Frequency 1: 60.0000 Hz
Frequency 2: 7.00000 kHz
Frequency Ratio: 4:1
IMD Split: False
Start Level: -60.000 dBFS
Stop Level: -0.000 dBFS
Step Type: Linear
Number of Points: 124
Step Size: +0.488 dBFS
Measured 1 27/04/2023 21:11:23

SMPTE Ratio (27/04/2023 21:11:23.081)



Sequence Report

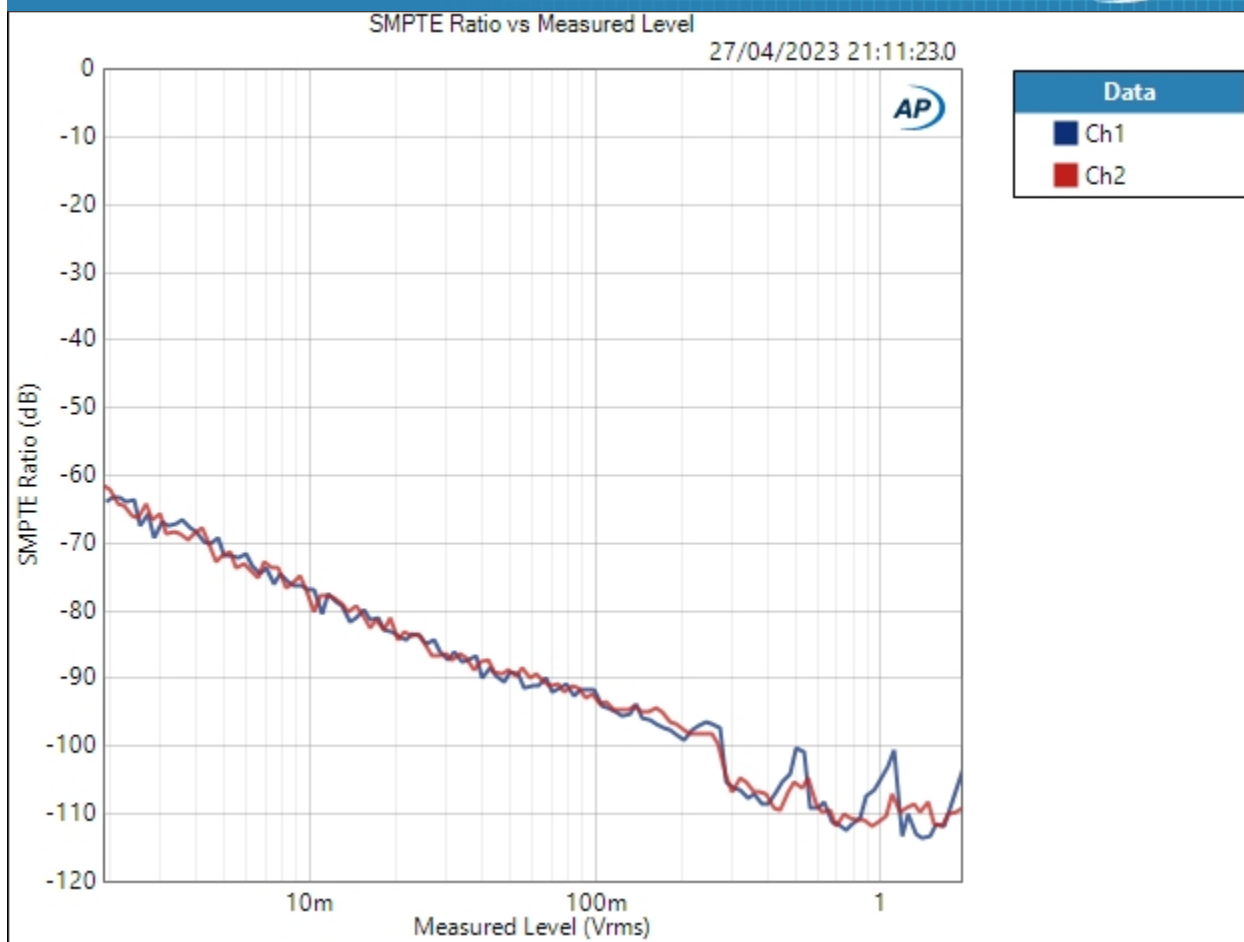


Result: PASSED

SMPTE Ratio vs Measured Level (27/04/2023 21:11:23.081)



Sequence Report



Result: ✔ PASSED



Sequence Report



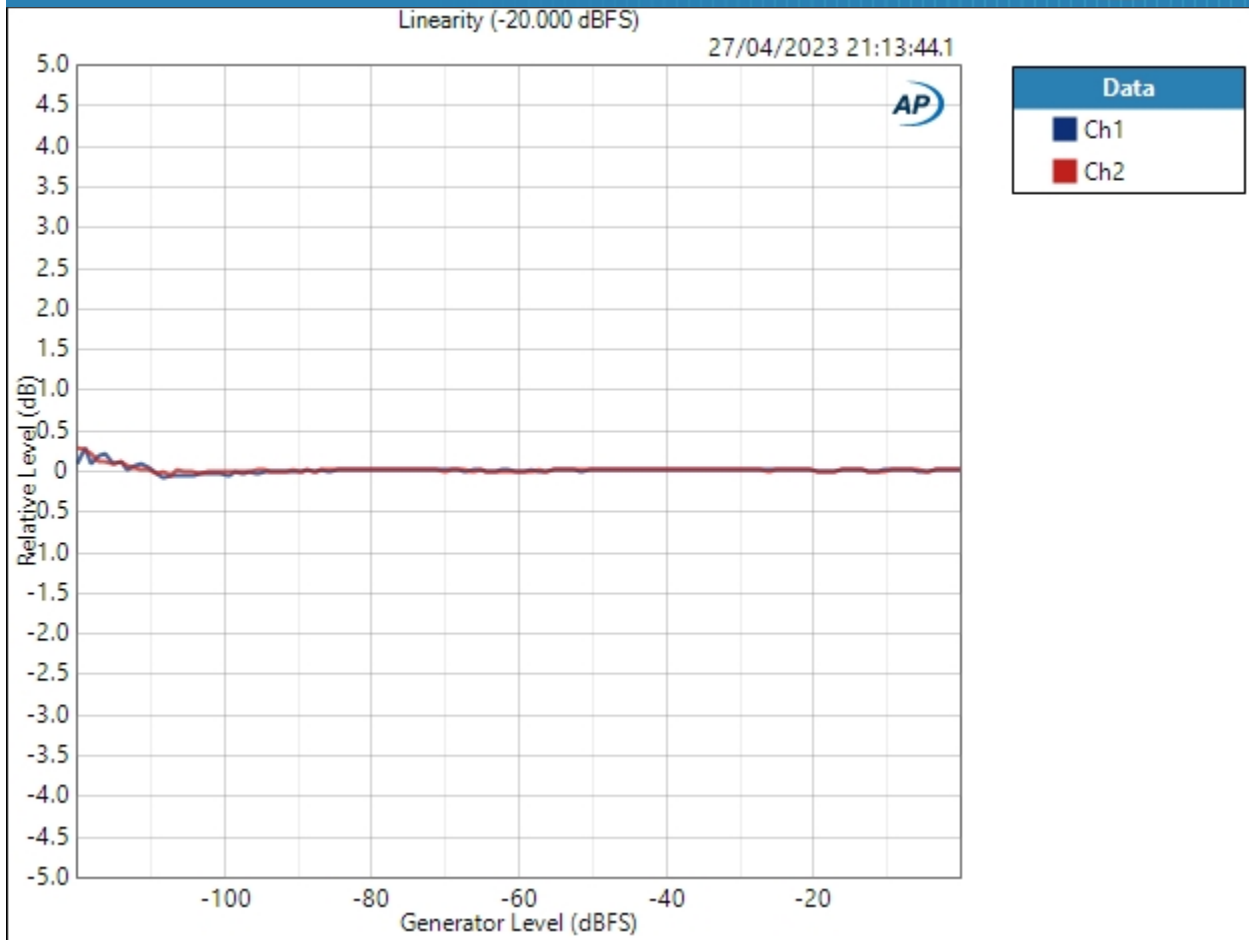
SIG 2 - Main Measurements (44.1kHz) : Linearity

Waveform: Sine
Frequency: 1.00000 kHz
Start Level: -120.000 dBFS
Stop Level: -0.000 dBFS
Step Type: Linear
Number of Points: 124
Step Size: +0.976 dBFS
Offset: 0.000 D
Selectivity: 1/24 octave
Bandpass Tuning Mode: Generator Frequency
Measured 1 27/04/2023 21:13:44

Linearity (-20.000 dBFS) (27/04/2023 21:13:44.160)



Sequence Report



Linearity (-20.000 dBFS) Parameters

Mode: Normalized at Reference

Relative Level: -20.000 dBFS

Result: PASSED



Sequence Report



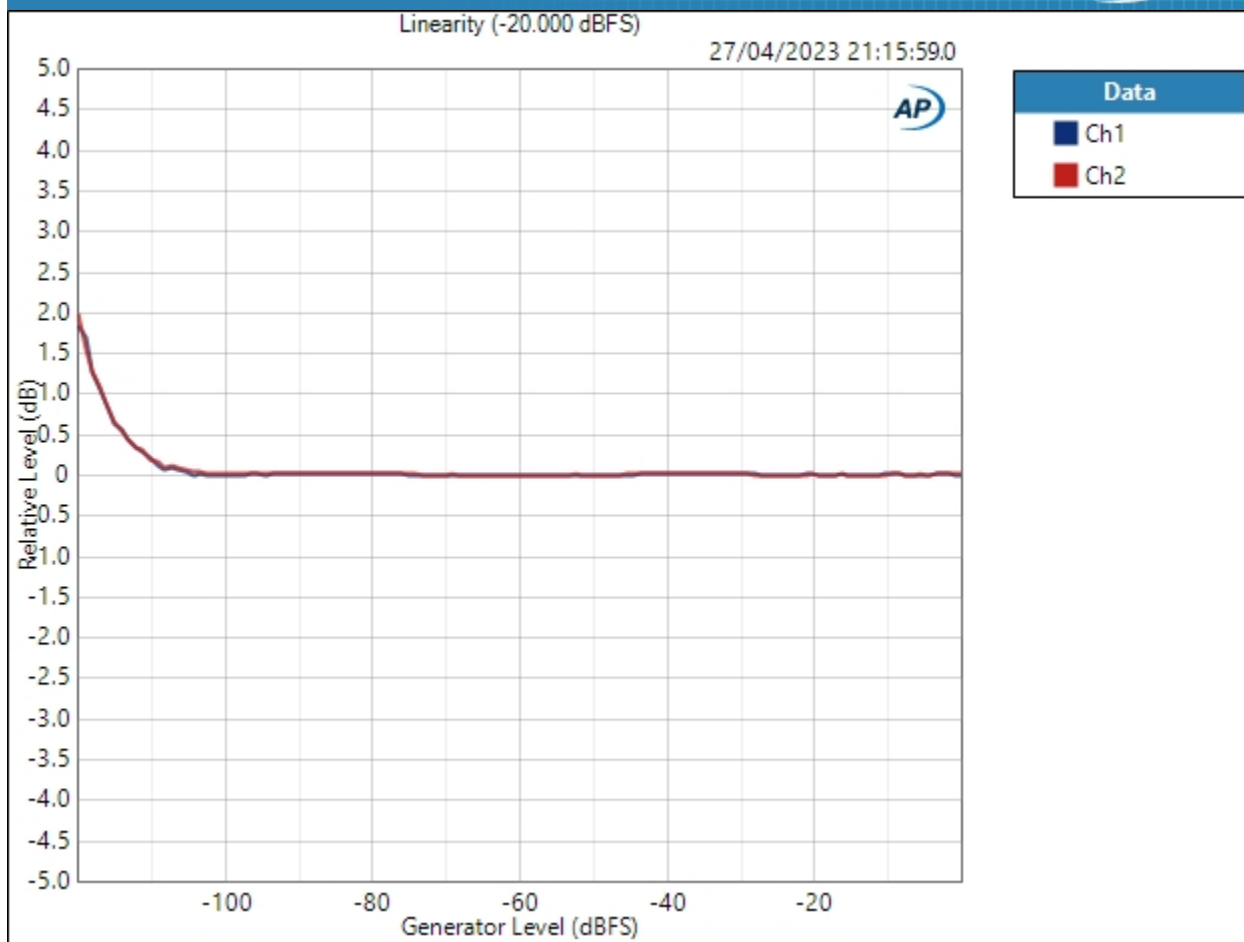
SIG 2 - Main Measurements (44.1kHz) : Linearity (No Bandpass)

Waveform:	Sine
Frequency:	1.00000 kHz
Start Level:	-120.000 dBFS
Stop Level:	-0.000 dBFS
Step Type:	Linear
Number of Points:	124
Step Size:	+0.976 dBFS
Offset:	0.000 D
High-pass Filter:	Elliptic
High-pass Frequency:	20 Hz
Low-pass Filter:	Elliptic
Low-pass Frequency:	20 kHz
Weighting Filter:	Signal Path
Notch Tuning Mode:	Generator Frequency
Measured 1	27/04/2023 21:15:59

Linearity (-20.000 dBFS) (27/04/2023 21:15:59.091)



Sequence Report



Linearity (-20.000 dBFS) Parameters

Mode: Normalized at Reference

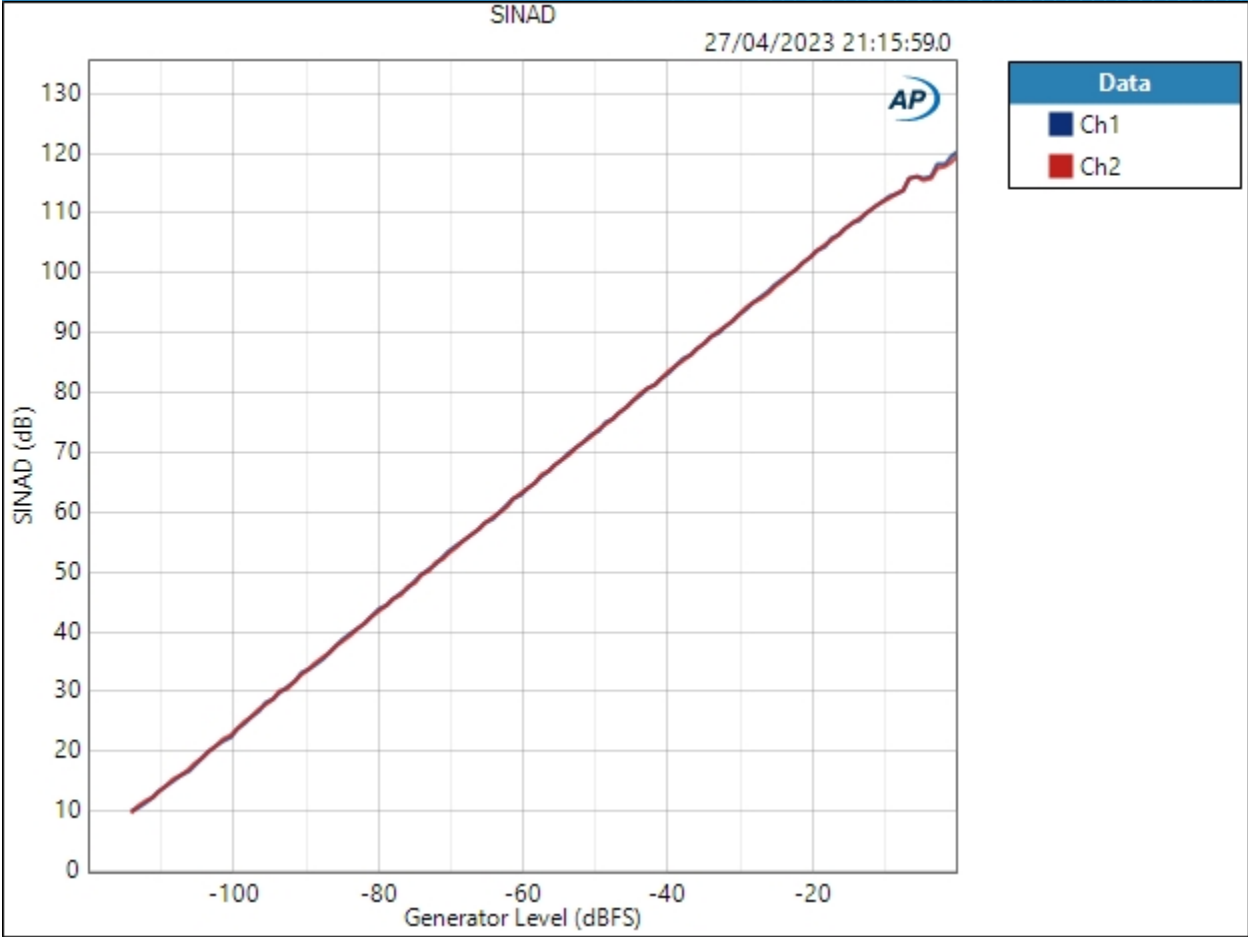
Relative Level: -20.000 dBFS

Result: ✔ PASSED

THD+N Ratio (27/04/2023 21:15:59.091)



Sequence Report AP

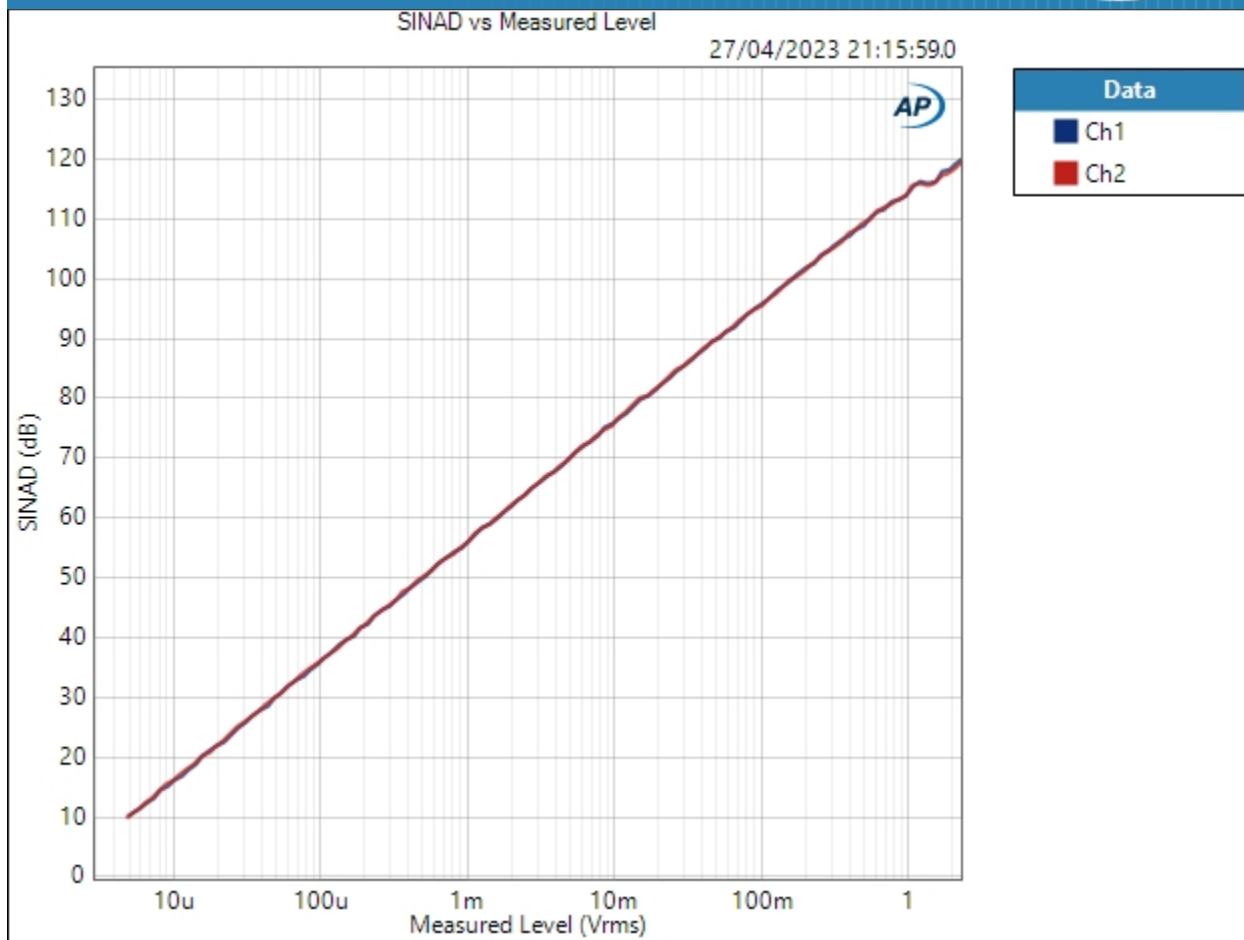


Result: ✔ PASSED

SINAD vs Measured Level (27/04/2023 21:15:59.091)



Sequence Report



Result: PASSED



Sequence Report



SIG 2 - Main Measurements (44.1kHz) : Crosstalk Sweep, One Channel Driven

Generator Level: -0.000 dBFS

DC Offset: 0.000 D

Start Frequency: 20.0000 kHz

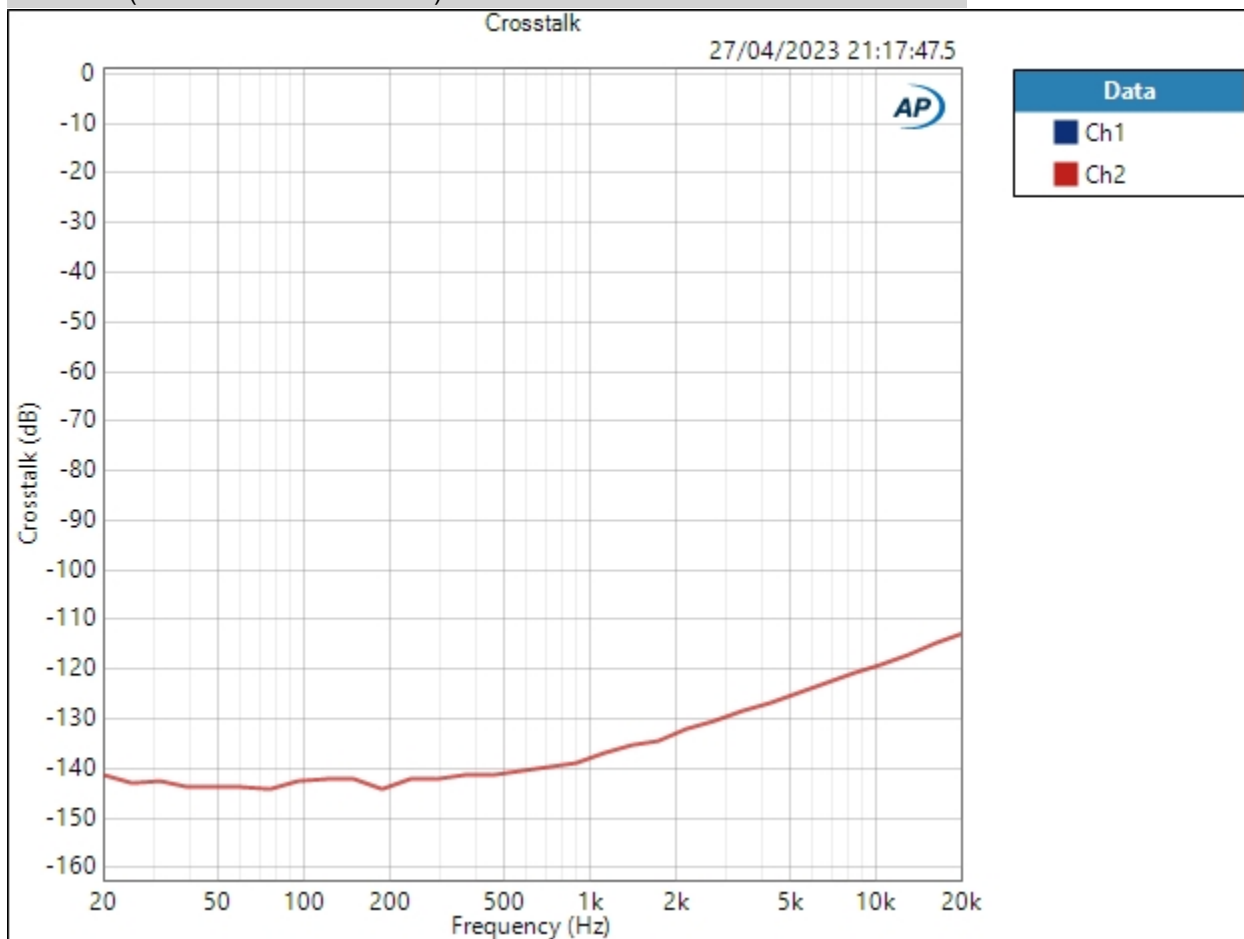
Stop Frequency: 20.0000 Hz

Step Type: Logarithmic

Number of Points: 32

Measured 1 27/04/2023 21:17:47

Crosstalk (27/04/2023 21:17:47.569)





Sequence Report



Crosstalk Parameters

Source: Ch1

Result:  PASSED

SIG 2 - Main Measurements (44.1kHz) : DC Offset (active)

Waveform: Sine
Generator Level: -3.000 dBFS
DC Offset: 0.000 D
Frequency: 1.00000 kHz
Delay Time: 400.0 ms
Acquisition Time: 333.0 ms

DC Level (27/04/2023 21:19:37.523)

Ch1 -62.79 uV
Ch2 411.2 uV

SIG 2 - Main Measurements (44.1kHz) : DC Offset (idle)

Waveform: Sine
Generator Level: $-\infty$ dBFS
DC Offset: 0.000 D
Frequency: 1.00000 kHz
Delay Time: 100.0 ms
Acquisition Time: 333.0 ms

DC Level (27/04/2023 21:19:43.607)

Ch1 -181.3 uV
Ch2 379.3 uV



Sequence Report



SIG 3 - 44.1kHz Jitter : Signap Path Setup

Output Connector:	ASIO
Asio Device:	ASIO4ALL v2
Scaling Mode:	Digital
Output Sample Rate:	44.1000 kHz
Output Latency:	Auto
Buffer Size:	1024
Clock Source:	Big Ben
Input 1:	Analog Unbalanced
Measure:	Auto
Channels:	Auto (2 Channels)
Ch1	Data from Ch1, Sensitivity = 0.00 dB, Gain = 0.00 dB
Ch2	Data from Ch2, Sensitivity = 0.00 dB, Gain = 0.00 dB
Input Bandwidth:	AC (<10 Hz) - 90k (192 kHz SR)
Input EQ:	None
Termination:	100 kohm
High Performance Sine Analyzer:	Disabled
Input 2:	None
Device Delay:	0.000 s
• References	
dBr G:	-20.000 dBFS
Shared Frequency Reference:	1.00000 kHz
Analog Input	
dBrA:	2.332 Vrms
dBrB:	2.332 Vrms
dBrA Offset:	0.000 dB
dBrB Offset:	3.000 dB
dB SPL1:	2.332 Vrms
dB SPL2:	2.332 Vrms
dB SPL1 Calibrator Level:	60.000 dB SPL
dB SPL2 Calibrator Level:	50.000 dB SPL



Sequence Report



dBm (Input Power):	600.0 ohm
W(watts) (Input Power):	8.000 ohm
• DCX	
DCX is not detected.	
• Clocks	
Output Rate:	Track Output SR
Sync Out Level:	3.300 V
Sync Out Polarity:	Normal
Timebase Reference:	Internal
Jitter:	Disabled
• Triggers	
Source:	Off
Input Logic Level:	3.300 V
Edge:	Rising



Sequence Report



SIG 3 - 44.1kHz Jitter : 44.1kHz J-Test (Jitter)

Waveform: J-test_44k_PCM24_LR.wav

Bit Exact: True

Start Offset (sec): 0.000 s

Secondary Source: None

Measured 1 27/04/2023 21:20:46

Acquisition Type: Auto

Trigger: Free Run

Delay Time: 500.0 ms

Input Bandwidth: Use Signal Path

FFT Length: 1248000

Averaging: Power

Averages: 8

Window: AP-Equiripple

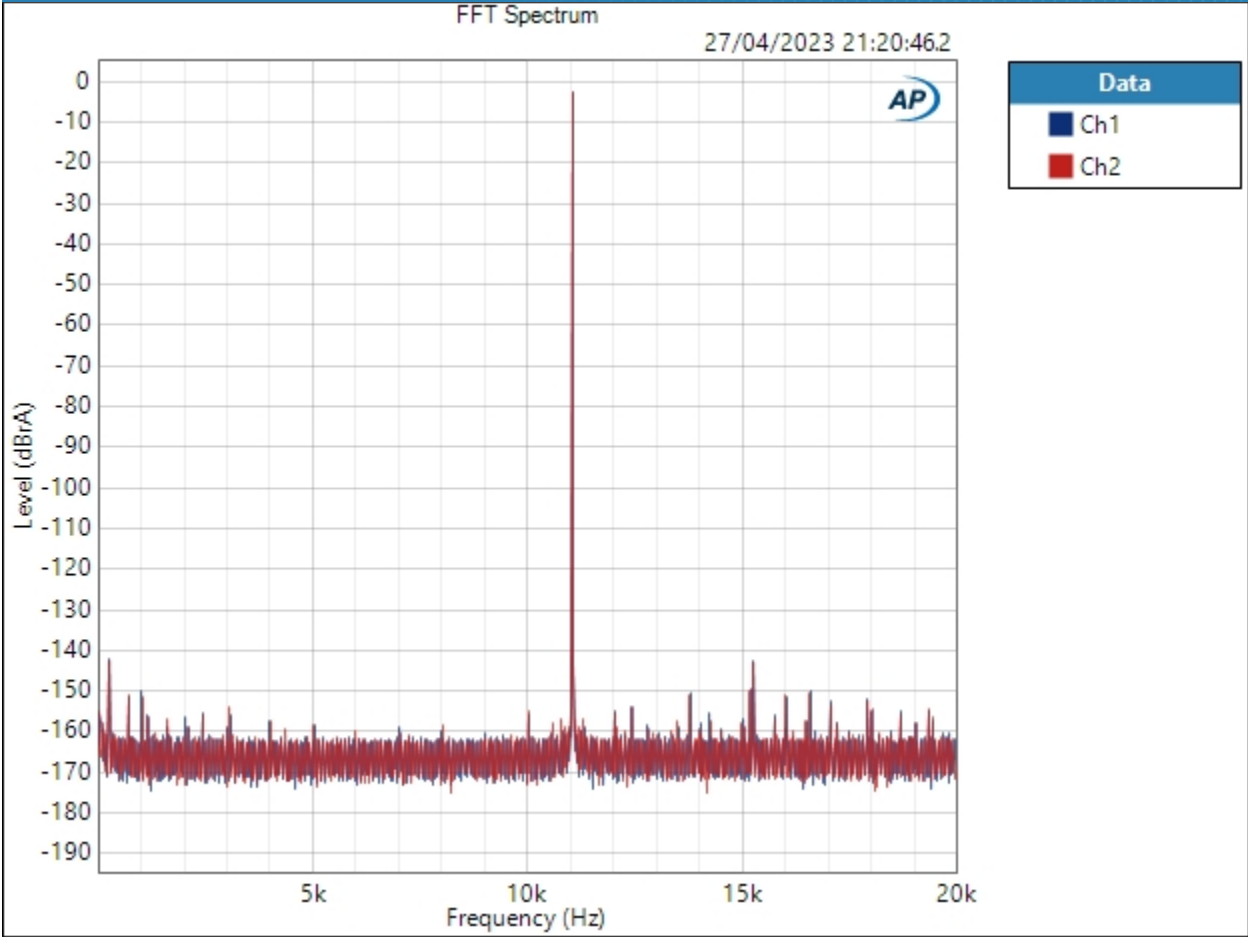
Record Acquisition: False

Recording Type: Multiple Mono PCM (.wav)

FFT Spectrum (27/04/2023 21:20:46.207)



Sequence Report



Result: ✔ PASSED



Sequence Report



SIG 4 - 48khz Jitter : Signap Path Setup

Output Connector:	ASIO
Asio Device:	ASIO4ALL v2
Scaling Mode:	Digital
Output Sample Rate:	48.0000 kHz
Output Latency:	Auto
Buffer Size:	2048
Clock Source:	Big Ben
Input 1:	Analog Unbalanced
Measure:	Auto
Channels:	Auto (2 Channels)
Ch1	Data from Ch1, Sensitivity = 0.00 dB, Gain = 0.00 dB
Ch2	Data from Ch2, Sensitivity = 0.00 dB, Gain = 0.00 dB
Input Bandwidth:	AC (<10 Hz) - AES17 (20 kHz)
Input EQ:	None
Termination:	100 kohm
High Performance Sine Analyzer:	Disabled
Input 2:	None
Device Delay:	0.000 s
• References	
dBr G:	-20.000 dBFS
Shared Frequency Reference:	1.00000 kHz
Analog Input	
dBrA:	2.332 Vrms
dBrB:	2.332 Vrms
dBrA Offset:	0.000 dB
dBrB Offset:	3.000 dB
dB SPL1:	2.332 Vrms
dB SPL2:	2.332 Vrms
dB SPL1 Calibrator Level:	60.000 dB SPL
dB SPL2 Calibrator Level:	50.000 dB SPL



Sequence Report



dBm (Input Power):	600.0 ohm
W(watts) (Input Power):	8.000 ohm
• DCX	
DCX is not detected.	
• Clocks	
Output Rate:	Track Output SR
Sync Out Level:	3.300 V
Sync Out Polarity:	Normal
Timebase Reference:	Internal
Jitter:	Disabled
• Triggers	
Source:	Off
Input Logic Level:	3.300 V
Edge:	Rising



Sequence Report



SIG 4 - 48khz Jitter : 48khz J-Test (Jitter)

Waveform: J-test_48k_PCM24_LR.wav

Bit Exact: True

Start Offset (sec): 0.000 s

Secondary Source: None

Measured 1 27/04/2023 21:22:12

Acquisition Type: Auto

Trigger: Free Run

Delay Time: 500.0 ms

Input Bandwidth: Use Signal Path

FFT Length: 1248000

Averaging: Power

Averages: 3

Window: AP-Equiripple

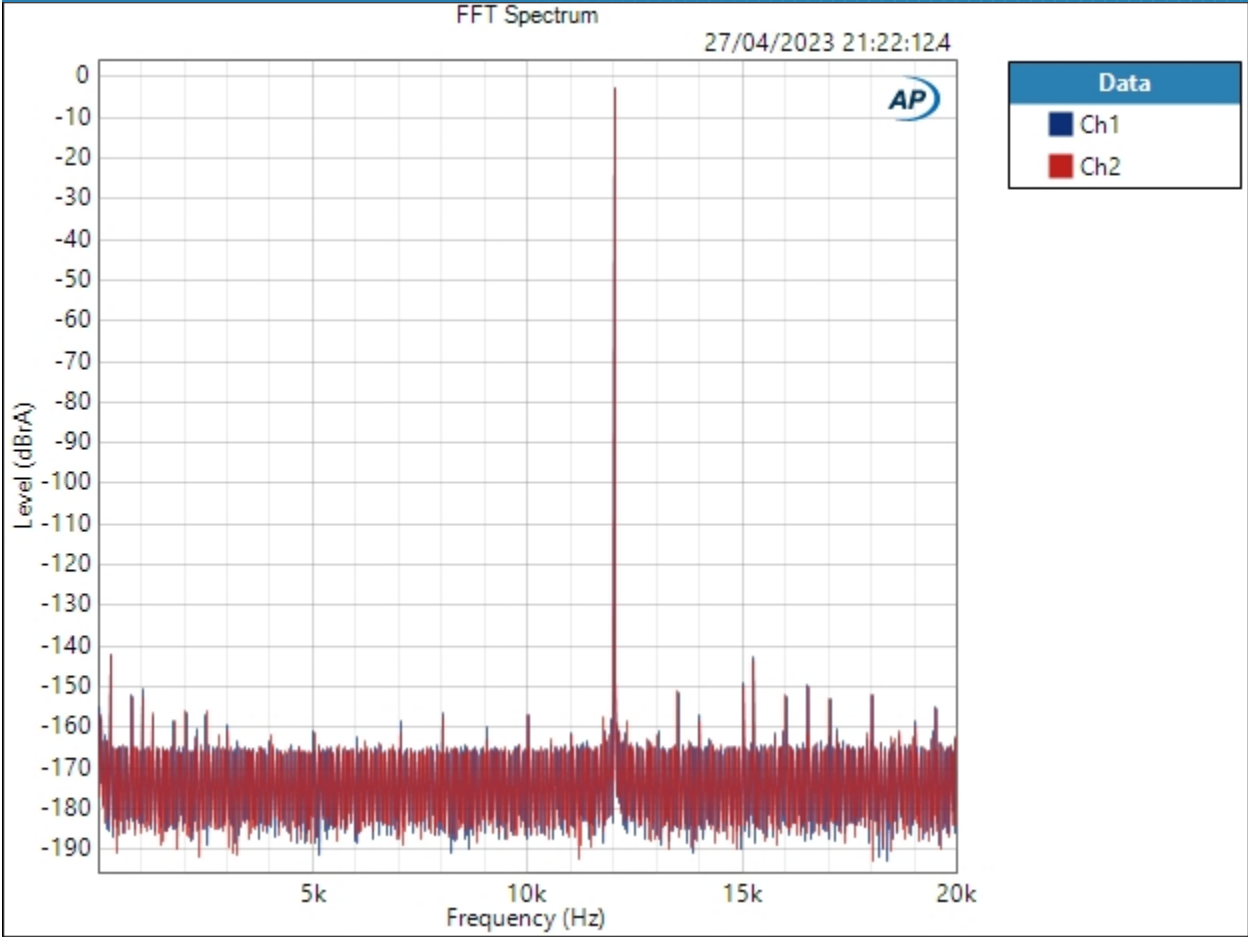
Record Acquisition: False

Recording Type: Multiple Mono PCM (.wav)

FFT Spectrum (27/04/2023 21:22:12.433)



Sequence Report AP



Result: ✔ PASSED



Sequence Report



SIG 5 - Bandwidth (192kHz) : Signal Path Setup

Output Connector:	ASIO
Asio Device:	ASIO4ALL v2
Scaling Mode:	Digital
Output Sample Rate:	192.000 kHz
Output Latency:	Auto
Buffer Size:	2048
Clock Source:	Big Ben
Input 1:	Analog Unbalanced
Measure:	Auto
Channels:	Custom (2 Channels)
Ch1	Data from Ch1, Sensitivity = 0.00 dB, Gain = 0.00 dB
Ch2	Data from Ch2, Sensitivity = 0.00 dB, Gain = 0.00 dB
Input Bandwidth:	AC (<10 Hz) - 90k (192 kHz SR)
Input EQ:	None
Termination:	100 kohm
High Performance Sine Analyzer:	Enabled
Input 2:	None
Device Delay:	0.000 s
• References	
dBr G:	-20.000 dBFS
Shared Frequency Reference:	1.00000 kHz
Analog Input	
dBrA:	2.332 Vrms
dBrB:	2.332 Vrms
dBrA Offset:	0.000 dB
dBrB Offset:	3.000 dB
dB SPL1:	2.332 Vrms
dB SPL2:	2.332 Vrms
dB SPL1 Calibrator Level:	60.000 dB SPL
dB SPL2 Calibrator Level:	50.000 dB SPL



Sequence Report



dBm (Input Power):	600.0 ohm
W(watts) (Input Power):	8.000 ohm
• DCX	
DCX is not detected.	
• Clocks	
Output Rate:	Track Output SR
Sync Out Level:	3.300 V
Sync Out Polarity:	Normal
Timebase Reference:	Internal
Jitter:	Disabled
• Triggers	
Source:	Off
Input Logic Level:	3.300 V
Edge:	Rising



Sequence Report



SIG 5 - Bandwidth (192khz) : 90khz Bandwidth

Start Frequency: 20.0000 Hz

Stop Frequency: 90.0000 kHz

Generator Level: -3.000 dBFS

DC Offset: 0.000 D

EQ: None

Pre-Sweep: 500.0 ms

Sweep: 5.000 s

Extend Acquisition By: 500.0 ms

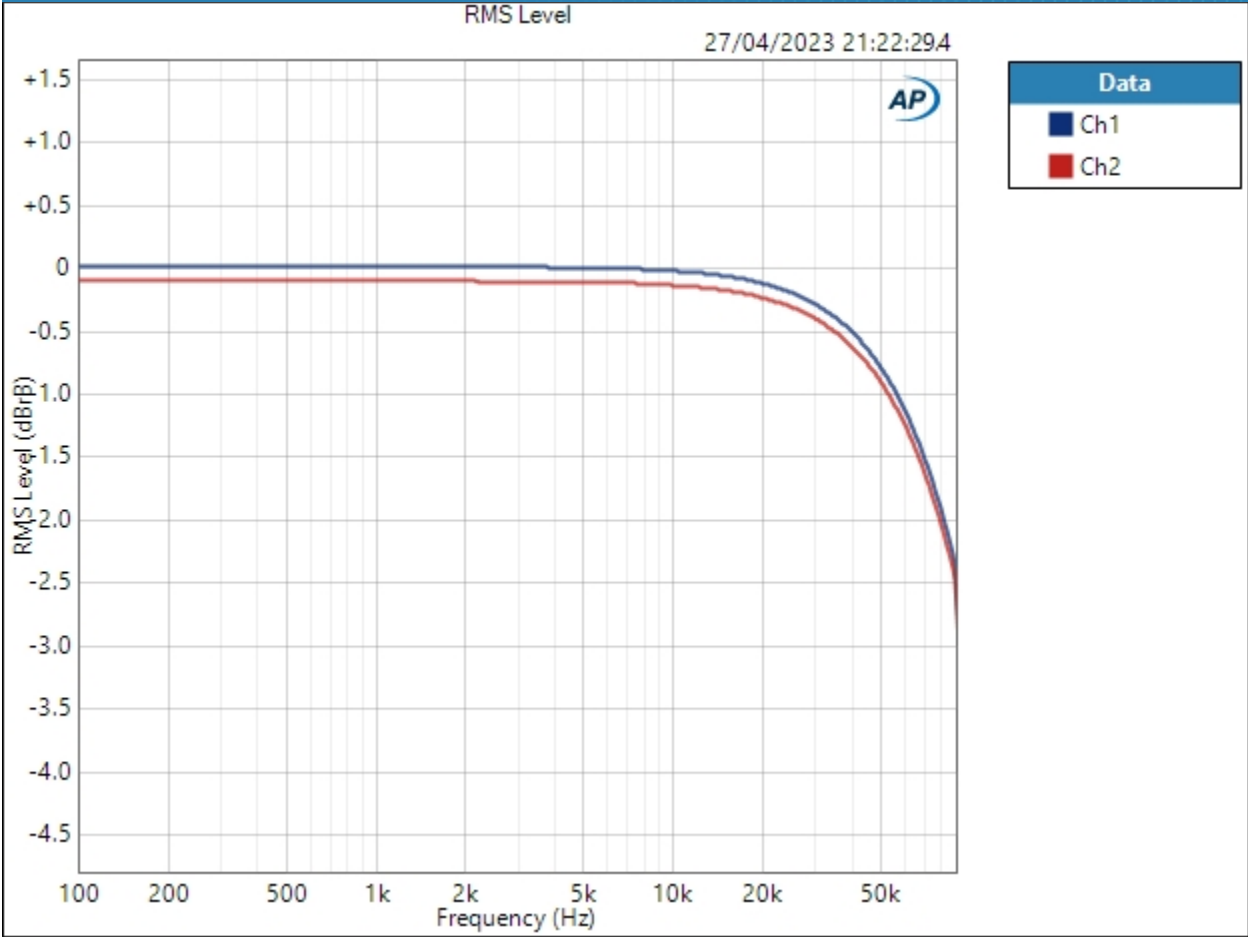
Secondary Source: None

Measured 1 27/04/2023 21:22:29

RMS Level (27/04/2023 21:22:29.496)



Sequence Report AP



Result: ✔ PASSED



Sequence Report



SIG 6 - THD and Phase vs Frequency : Signal Path Setup

Output Connector:	ASIO
Asio Device:	ASIO4ALL v2
Scaling Mode:	Digital
Output Sample Rate:	44.1000 kHz
Output Latency:	Auto
Buffer Size:	2048
Clock Source:	Big Ben
Input 1:	Analog Unbalanced
Measure:	Auto
Channels:	Custom (2 Channels)
Ch1	Data from Ch1, Sensitivity = 0.00 dB, Gain = 0.00 dB
Ch2	Data from Ch2, Sensitivity = 0.00 dB, Gain = 0.00 dB
Input Bandwidth:	AC (<10 Hz) - 90k (192 kHz SR)
Input EQ:	None
Termination:	100 kohm
High Performance Sine Analyzer:	Enabled
Input 2:	None
Device Delay:	0.000 s
• References	
dBr G:	-20.000 dBFS
Shared Frequency Reference:	1.00000 kHz
Analog Input	
dBrA:	2.332 Vrms
dBrB:	2.332 Vrms
dBrA Offset:	0.000 dB
dBrB Offset:	3.000 dB
dB SPL1:	2.332 Vrms
dB SPL2:	2.332 Vrms
dB SPL1 Calibrator Level:	60.000 dB SPL
dB SPL2 Calibrator Level:	50.000 dB SPL



Sequence Report



dBm (Input Power):	600.0 ohm
W(watts) (Input Power):	8.000 ohm
• DCX	
DCX is not detected.	
• Clocks	
Output Rate:	Track Output SR
Sync Out Level:	3.300 V
Sync Out Polarity:	Normal
Timebase Reference:	Internal
Jitter:	Disabled
• Triggers	
Source:	Off
Input Logic Level:	3.300 V
Edge:	Rising



Sequence Report



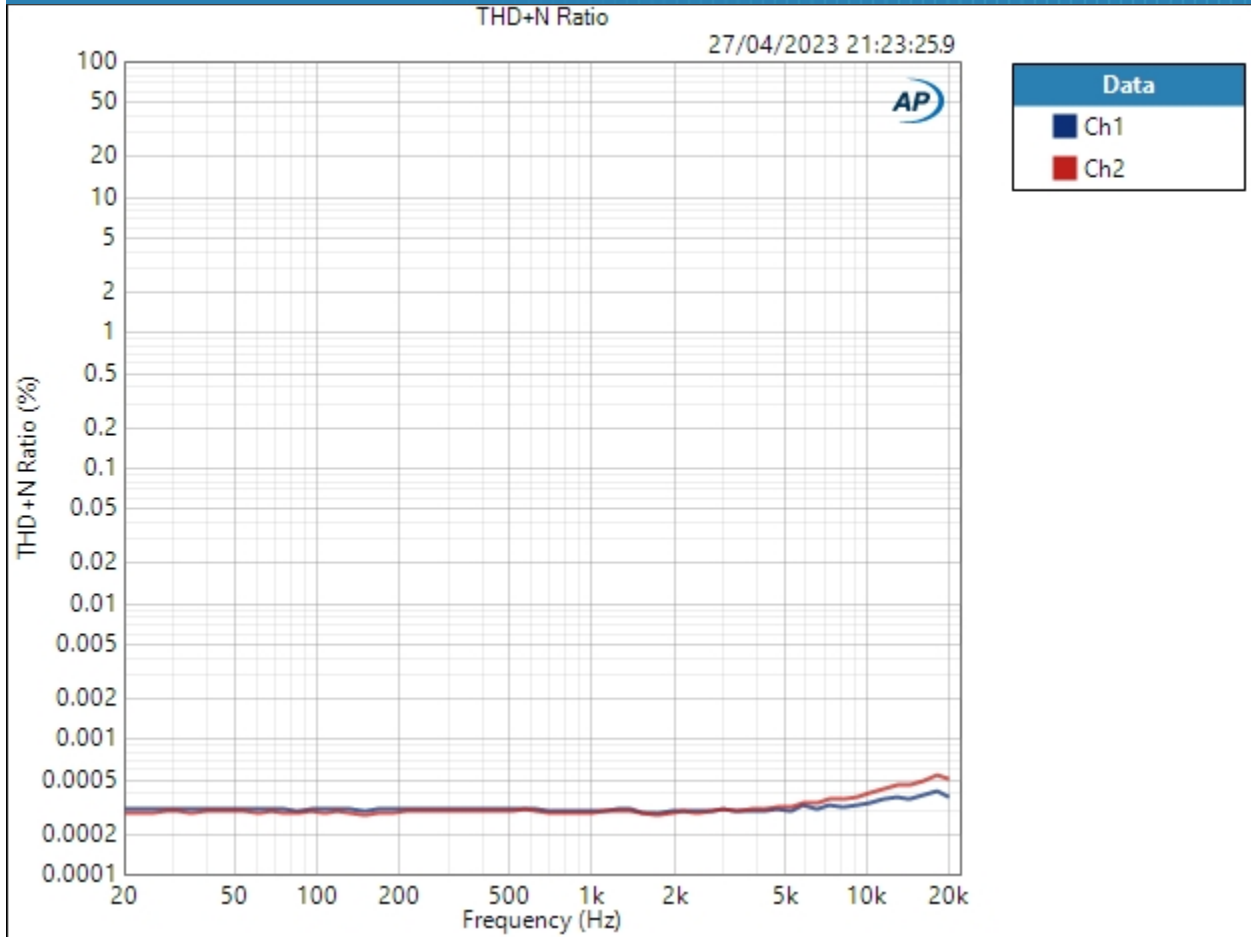
SIG 6 - THD and Phase vs Frequency : THD+N vs frequency (AES 40kHz filter)

Waveform:	Sine
Generator Level:	-0.000 dBFS
DC Offset:	0.000 D
EQ:	None
Start Frequency:	22.0059 kHz
Stop Frequency:	20.0000 Hz
Step Type:	Logarithmic
Number of Points:	64
High-pass Filter:	Elliptic
High-pass Frequency:	20 Hz
Low-pass Filter:	Signal Path
Weighting Filter:	Signal Path
Phase Ref Channel:	Ch1
Measured 1	27/04/2023 21:23:25

THD+N Ratio (27/04/2023 21:23:25.985)



Sequence Report



Result: PASSED



Sequence Report



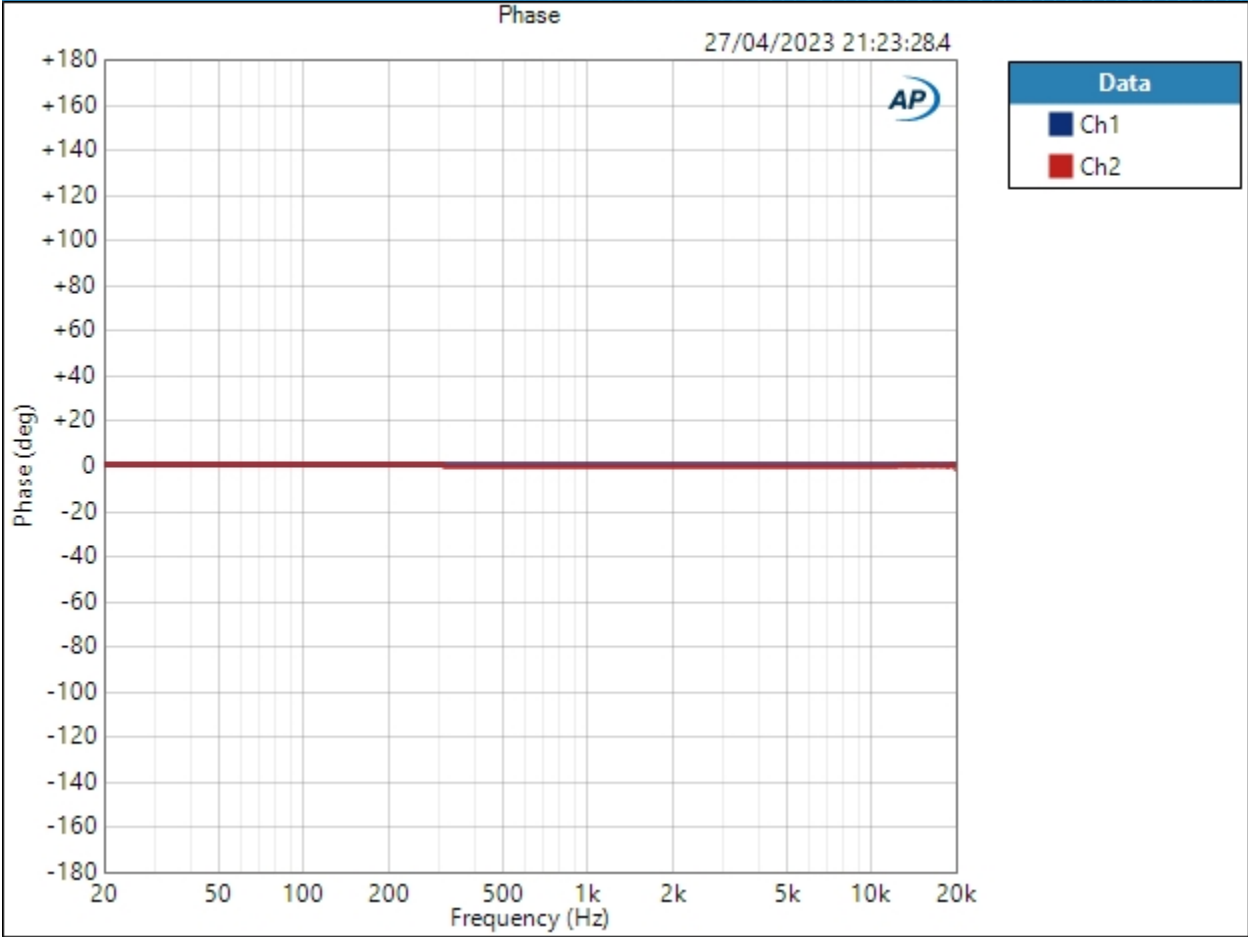
SIG 6 - THD and Phase vs Frequency : Interchannel Phase and Group Delay

Start Frequency: 20.0000 Hz
Stop Frequency: 20.0000 kHz
Generator Level: -20.000 dBFS
DC Offset: 0.000 D
EQ: None
Pre-Sweep: 0.000 s
Sweep: 350.0 ms
Measured 1 27/04/2023 21:23:28
Step Type: Log Chirp
Extend Acquisition By: 50.00 ms
Crosstalk Type: High speed
Secondary Source: None

Phase (27/04/2023 21:23:28.407)



Sequence Report AP



Phase Parameters

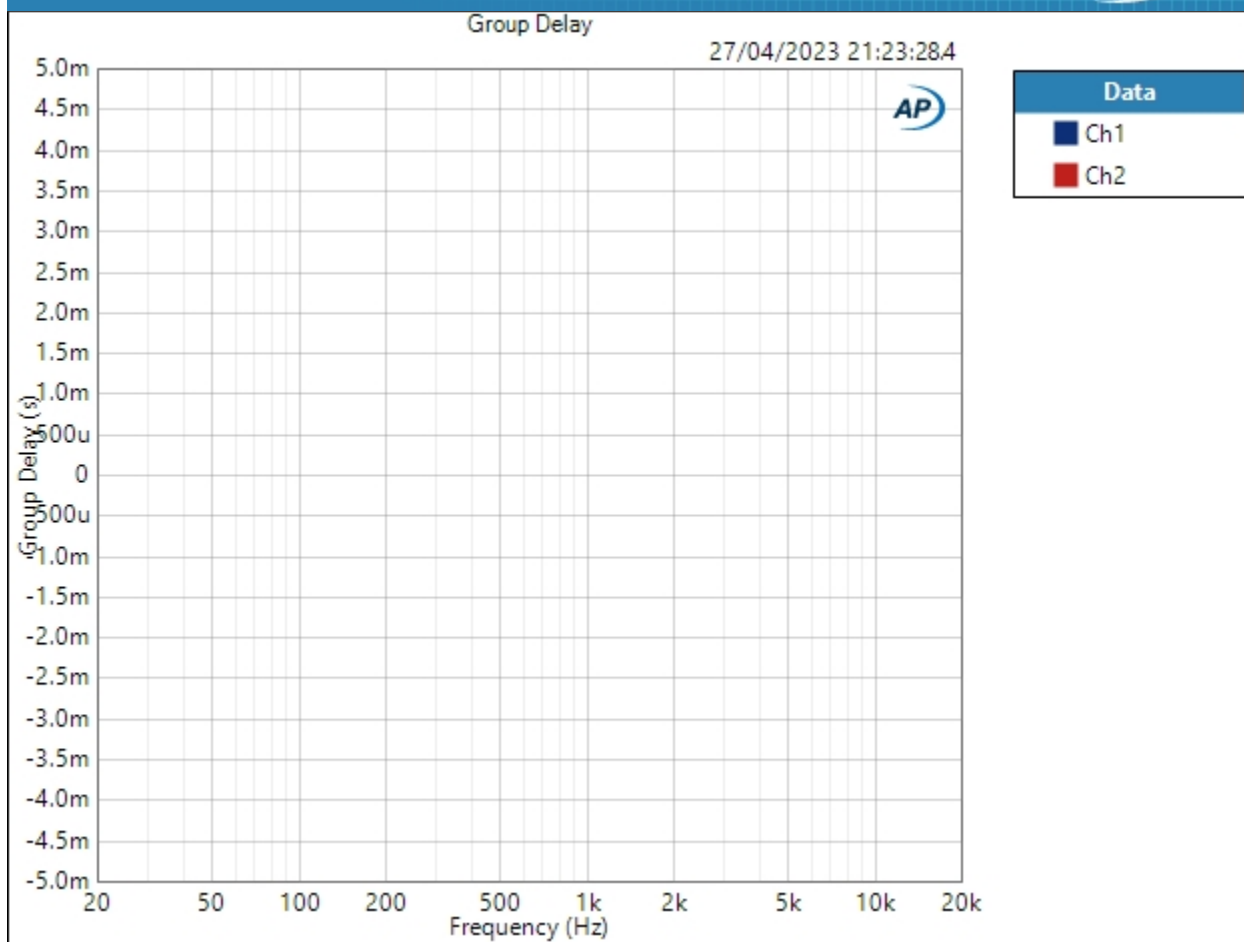
Mode: Relative to Ch1

Result: ✔ PASSED

Group Delay (27/04/2023 21:23:28.407)



Sequence Report



Result: PASSED



Sequence Report



SIG 7 - Wideband and Intersample Overs : Signal Path Setup

Output Connector:	ASIO
Asio Device:	ASIO4ALL v2
Scaling Mode:	Digital
Output Sample Rate:	44.1000 kHz
Output Latency:	Auto
Buffer Size:	2048
Clock Source:	Big Ben
Input 1:	Analog Unbalanced
Measure:	Auto
Channels:	Auto (2 Channels)
Ch1	Data from Ch1, Sensitivity = 0.00 dB, Gain = 0.00 dB
Ch2	Data from Ch2, Sensitivity = 0.00 dB, Gain = 0.00 dB
Input Bandwidth:	AC (<10 Hz) - 1M (2.496 MHz SR)
Input EQ:	None
Termination:	100 kohm
High Performance Sine Analyzer:	Disabled
Input 2:	None
Device Delay:	0.000 s
• References	
dBr G:	-20.000 dBFS
Shared Frequency Reference:	1.00000 kHz
Analog Input	
dBrA:	2.332 Vrms
dBrB:	2.332 Vrms
dBrA Offset:	0.000 dB
dBrB Offset:	3.000 dB
dB SPL1:	2.332 Vrms
dB SPL2:	2.332 Vrms
dB SPL1 Calibrator Level:	60.000 dB SPL
dB SPL2 Calibrator Level:	50.000 dB SPL



Sequence Report



dBm (Input Power):	600.0 ohm
W(watts) (Input Power):	8.000 ohm
• DCX	
DCX is not detected.	
• Clocks	
Output Rate:	Track Output SR
Sync Out Level:	3.300 V
Sync Out Polarity:	Normal
Timebase Reference:	Internal
Jitter:	Disabled
• Triggers	
Source:	Off
Input Logic Level:	3.300 V
Edge:	Rising



Sequence Report



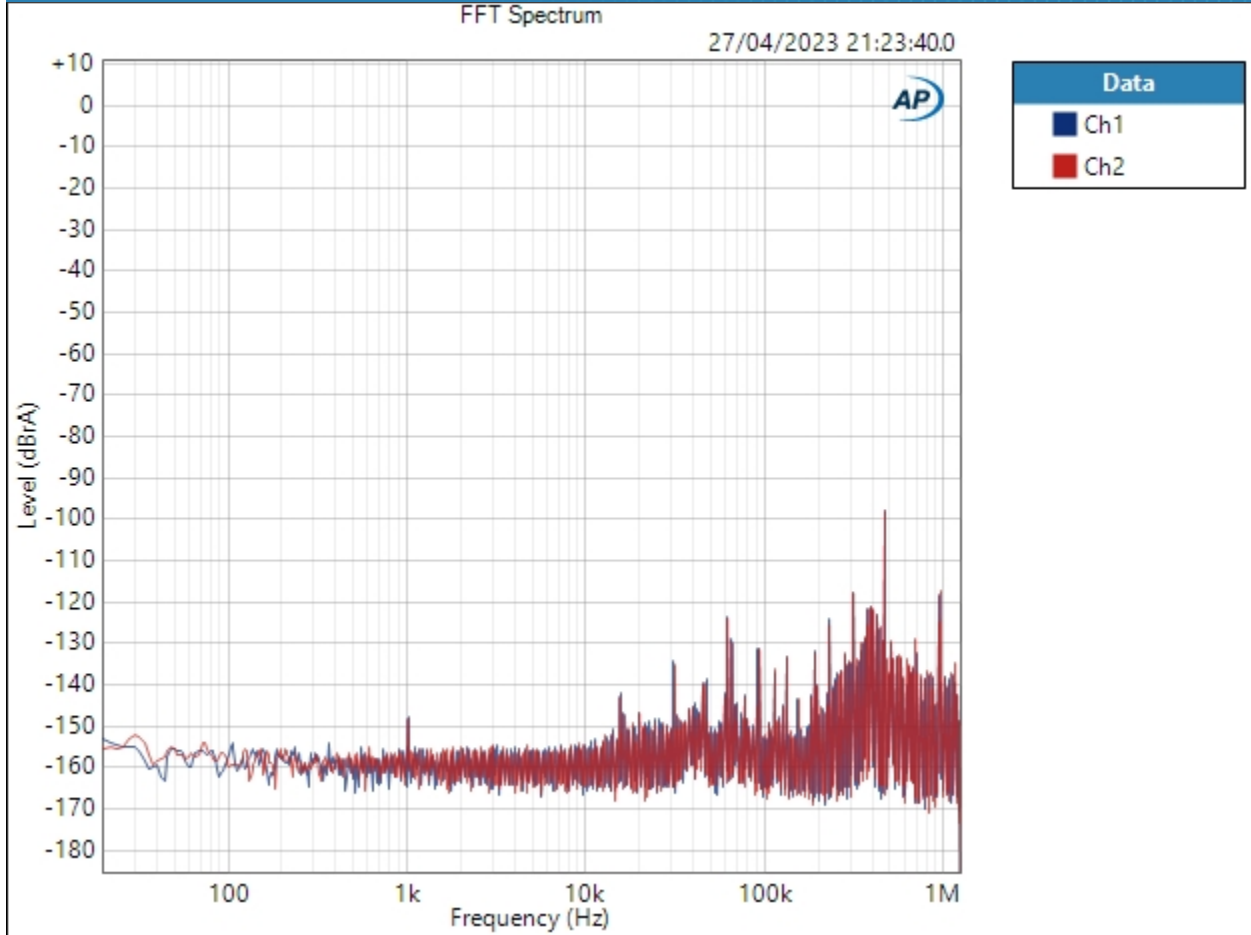
SIG 7 - Wideband and Intersample Overs : Wideband idle noise

Waveform: Sine
Generator Level: $-\infty$ dBFS
DC Offset: 0.000 D
Frequency: 1.00000 kHz
Secondary Source: None
Measured 1: 27/04/2023 21:23:40
Acquisition Type: Auto
Trigger: Free Run
Delay Time: 250.0 ms
Input Bandwidth: Use Signal Path
FFT Length: 1248000
Averaging: Power
Averages: 6
Window: AP-Equiripple
Record Acquisition: False
Recording Type: Multiple Mono PCM (.wav)

FFT Spectrum (27/04/2023 21:23:40.024)



Sequence Report



Result: PASSED



Sequence Report



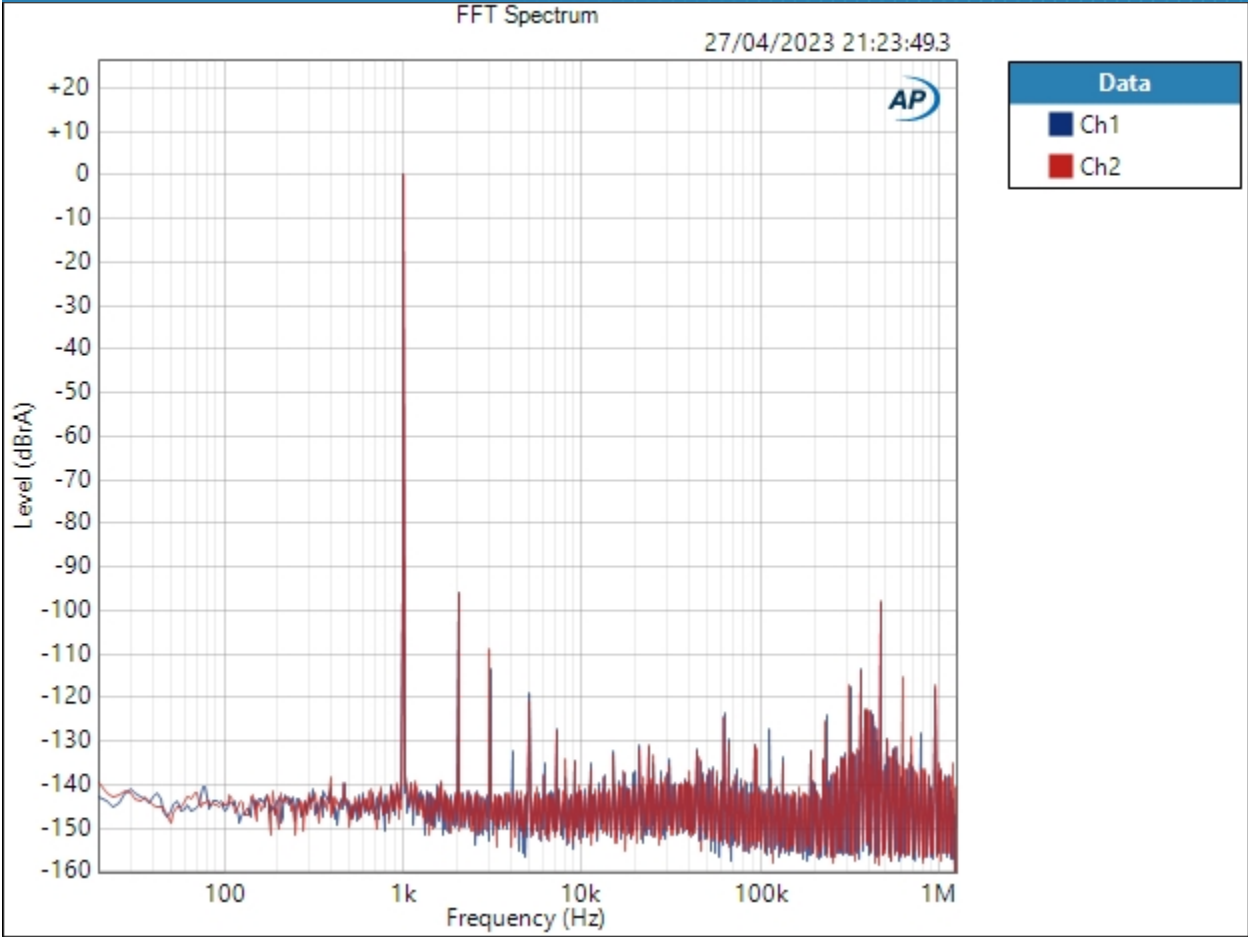
SIG 7 - Wideband and Intersample Overs : 1khz 0dbfs wideband

Waveform: Sine
Generator Level: -0.000 dBFS
DC Offset: 0.000 D
Frequency: 1.00000 kHz
Secondary Source: None
Measured 1 27/04/2023 21:23:49
Acquisition Type: Auto
Trigger: Free Run
Delay Time: 250.0 ms
Input Bandwidth: Use Signal Path
FFT Length: 1248000
Averaging: Power
Averages: 6
Window: AP-Equiripple
Record Acquisition: False
Recording Type: Multiple Mono PCM (.wav)

FFT Spectrum (27/04/2023 21:23:49.362)



Sequence Report AP



Result: ✔ PASSED



Sequence Report



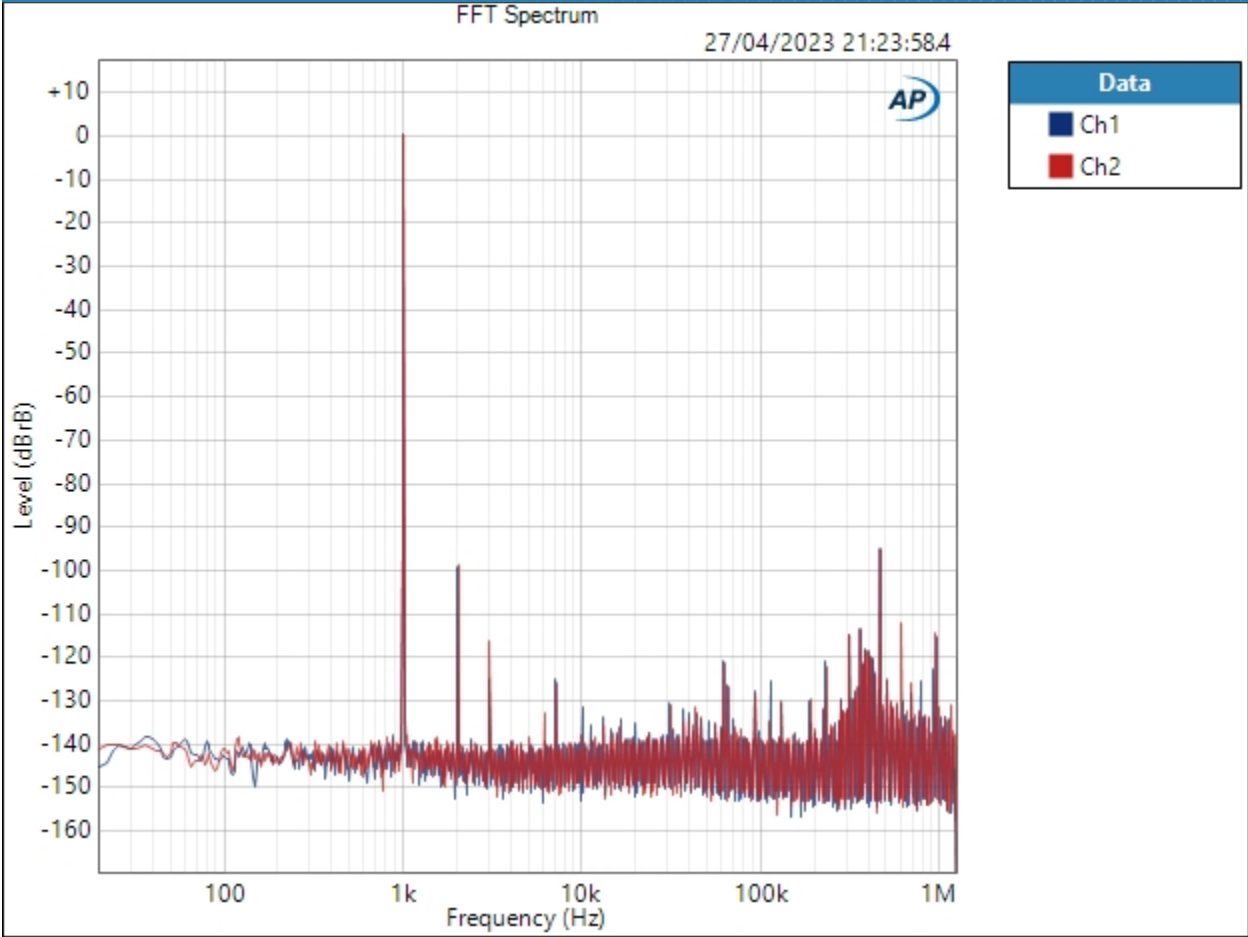
SIG 7 - Wideband and Intersample Overs : 1khz -3dbfs wideband

Waveform: Sine
Generator Level: -3.000 dBFS
DC Offset: 0.000 D
Frequency: 1.00000 kHz
Secondary Source: None
Measured 1 27/04/2023 21:23:58
Acquisition Type: Auto
Trigger: Free Run
Delay Time: 250.0 ms
Input Bandwidth: Use Signal Path
FFT Length: 1248000
Averaging: Power
Averages: 6
Window: AP-Equiripple
Record Acquisition: False
Recording Type: Multiple Mono PCM (.wav)

FFT Spectrum (27/04/2023 21:23:58.408)



Sequence Report AP



Result: ✔ PASSED



Sequence Report



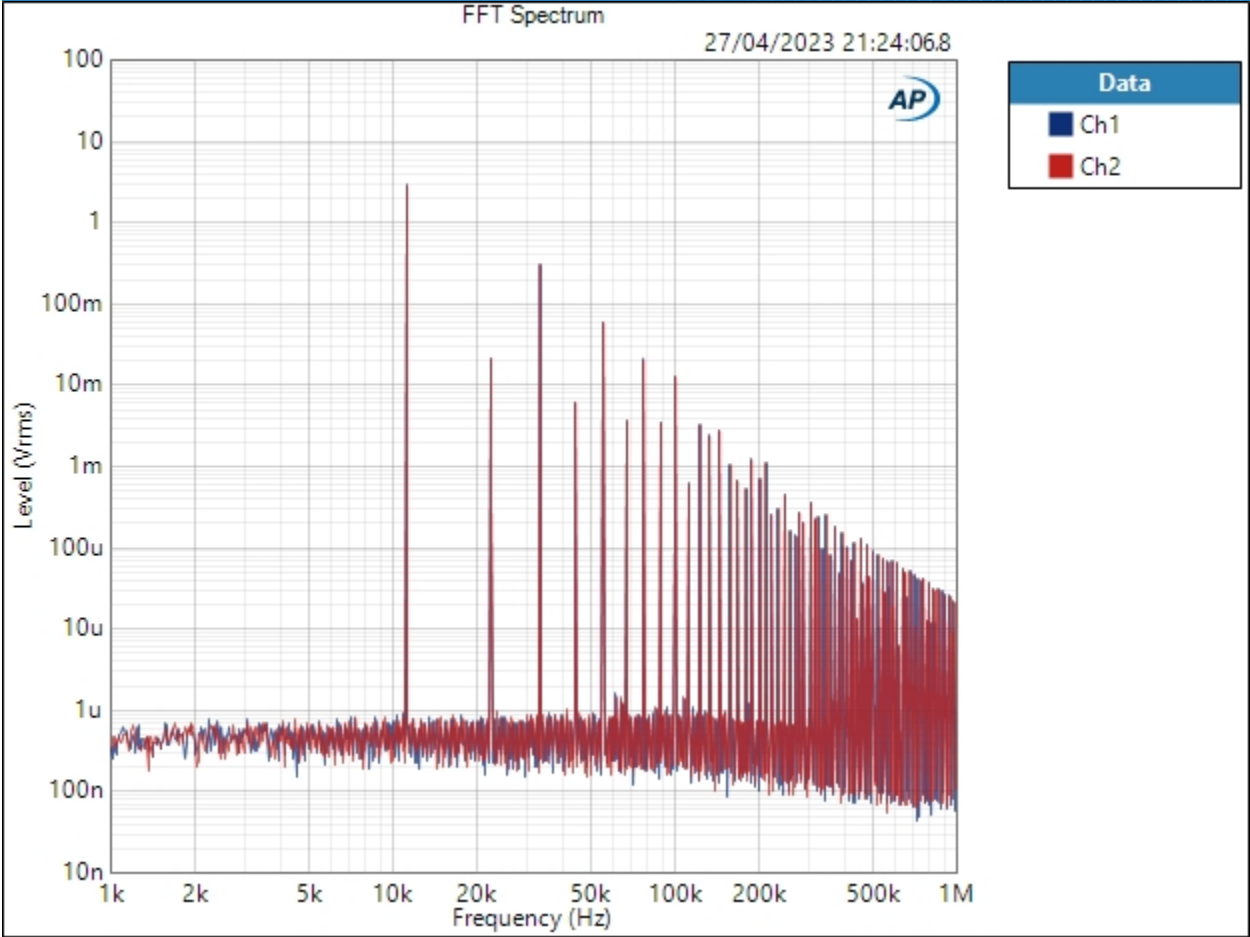
SIG 7 - Wideband and Intersample Overs : Intersample Overs (+3dB)

Waveform: Intersample overs +3dB.wav
Bit Exact: True
Start Offset (sec): 0.000 s
Secondary Source: None
Measured 1: 27/04/2023 21:24:06
Acquisition Type: Auto
Trigger: Free Run
Delay Time: 1.000 s
Input Bandwidth: Use Signal Path
FFT Length: 262144
Averaging: Power
Averages: 4
Window: AP-Equiripple
Record Acquisition: False
Recording Type: Multiple Mono PCM (.wav)

FFT Spectrum (27/04/2023 21:24:06.862)



Sequence Report AP

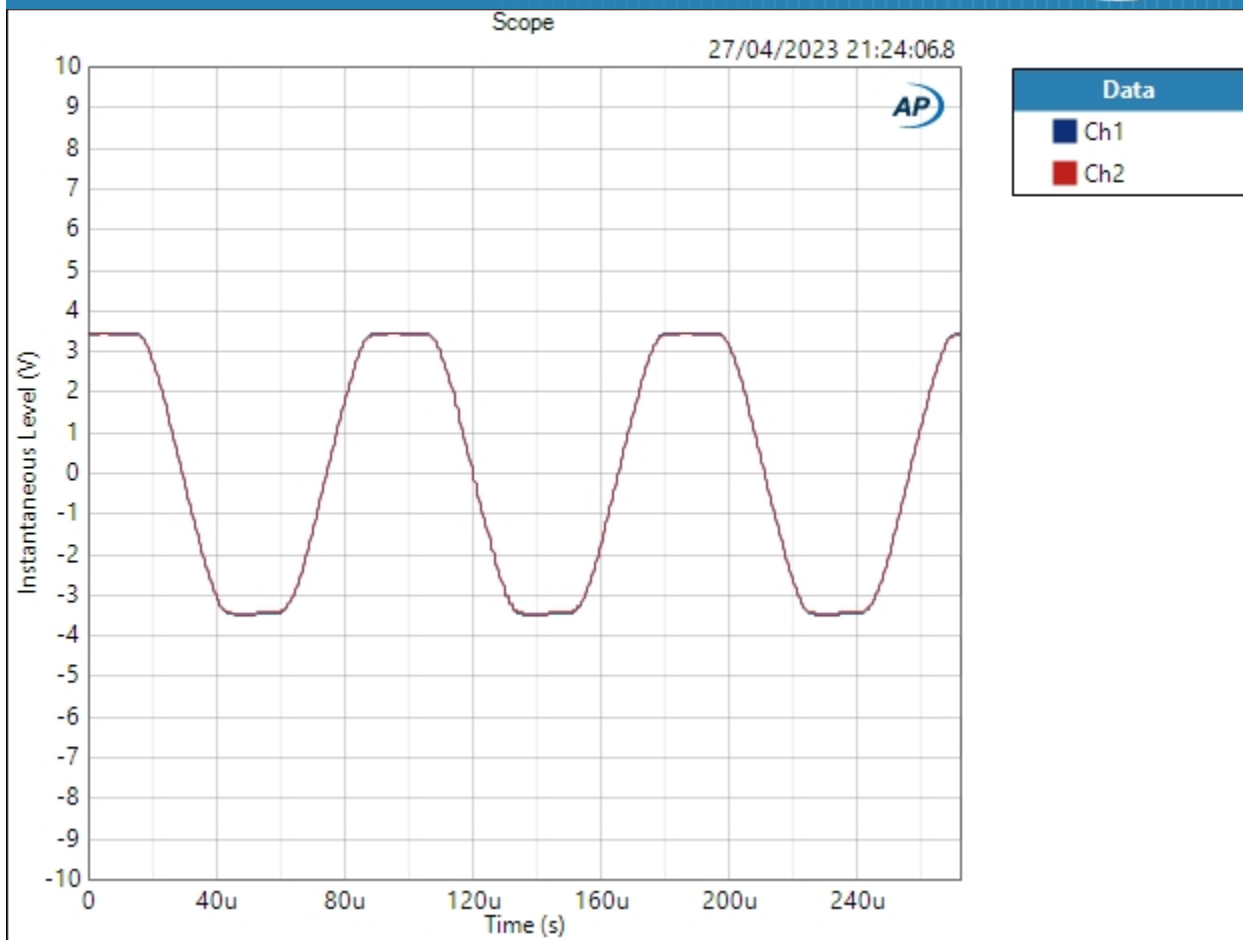


Result: ✔ PASSED

Scope (27/04/2023 21:24:06.862)



Sequence Report



Scope Parameters

Interpolated: On

Result: PASSED



Sequence Report



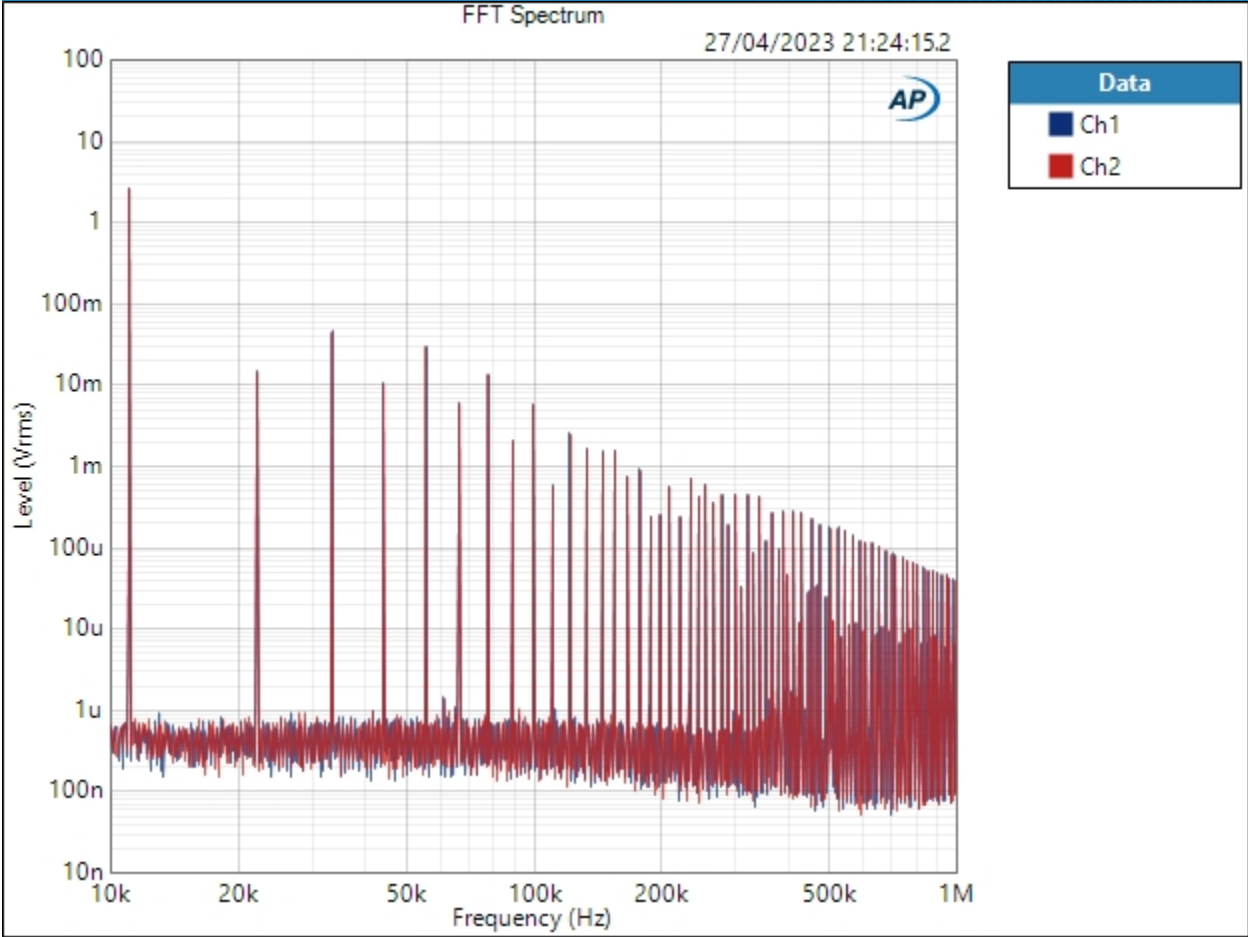
SIG 7 - Wideband and Intersample Overs : Intersample Overs (+1dB)

Waveform: Intersample Overs +1dB.wav
Bit Exact: True
Start Offset (sec): 0.000 s
Secondary Source: None
Measured 1: 27/04/2023 21:24:15
Acquisition Type: Auto
Trigger: Free Run
Delay Time: 1.000 s
Input Bandwidth: Use Signal Path
FFT Length: 262144
Averaging: Power
Averages: 4
Window: AP-Equiripple
Record Acquisition: False
Recording Type: Multiple Mono PCM (.wav)

FFT Spectrum (27/04/2023 21:24:15.263)



Sequence Report AP

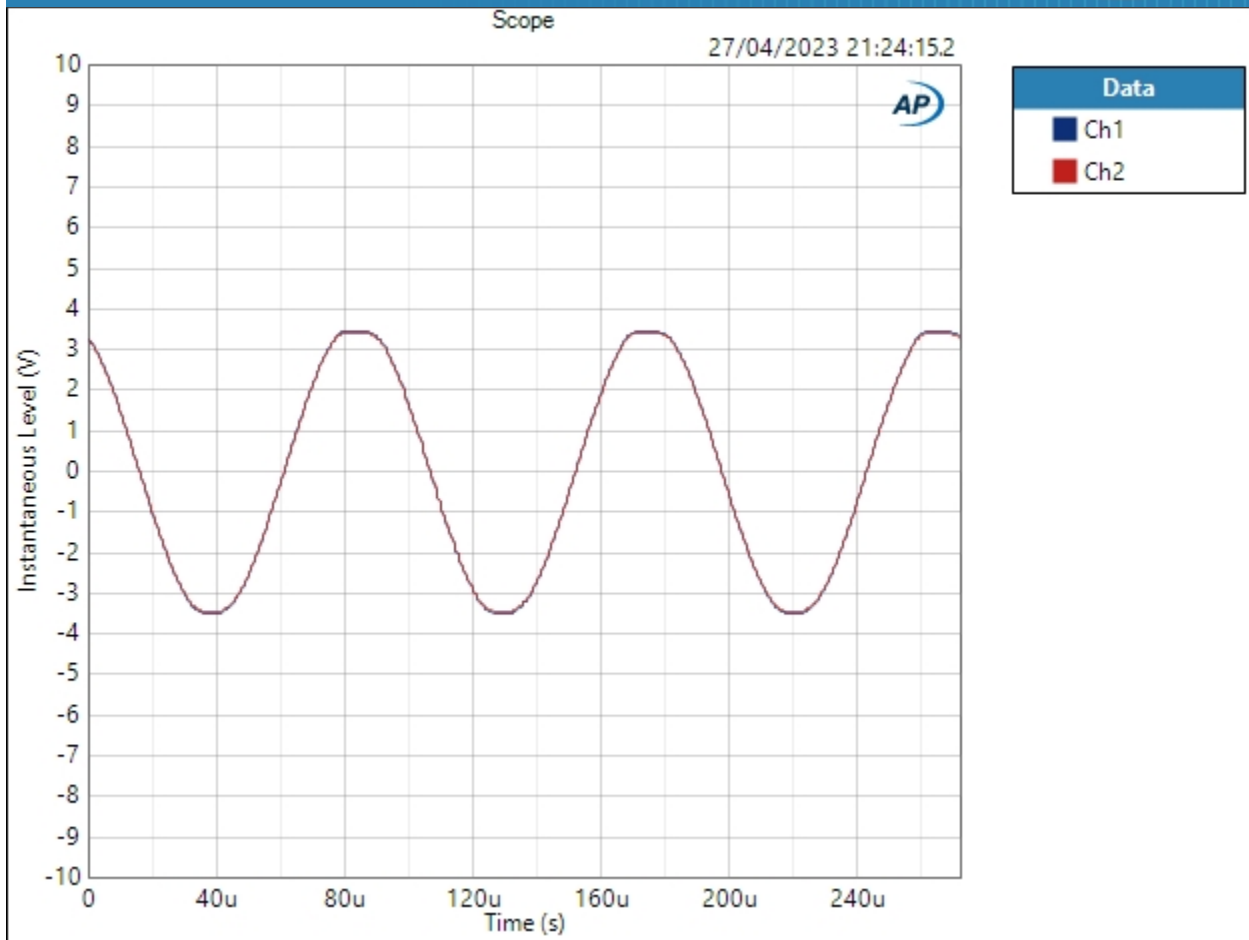


Result: ✔ PASSED

Scope (27/04/2023 21:24:15.263)



Sequence Report



Scope Parameters

Interpolated: On

Result: PASSED



Sequence Report



SIG 8 - Multitone : Signal Path Setup

Output Connector:	ASIO
Asio Device:	ASIO4ALL v2
Scaling Mode:	Digital
Output Sample Rate:	192.000 kHz
Output Latency:	Auto
Buffer Size:	2048
Clock Source:	Big Ben
Input 1:	Analog Unbalanced
Measure:	Auto
Channels:	Custom (2 Channels)
Ch1	Data from Ch1, Sensitivity = 0.00 dB, Gain = 0.00 dB
Ch2	Data from Ch2, Sensitivity = 0.00 dB, Gain = 0.00 dB
Input Bandwidth:	AC (<10 Hz) - 90k (192 kHz SR)
Input EQ:	None
Termination:	100 kohm
High Performance Sine Analyzer:	Enabled
Input 2:	None
Device Delay:	0.000 s
• References	
dBr G:	-20.000 dBFS
Shared Frequency Reference:	1.00000 kHz
Analog Input	
dBrA:	4.160 Vrms
dBrB:	4.160 Vrms
dBrA Offset:	0.000 dB
dBrB Offset:	3.000 dB
dB SPL1:	4.160 Vrms
dB SPL2:	2.332 Vrms
dB SPL1 Calibrator Level:	60.000 dB SPL
dB SPL2 Calibrator Level:	21.500 dB SPL



Sequence Report



dBm (Input Power):	600.0 ohm
W(watts) (Input Power):	8.000 ohm
• DCX	
DCX is not detected.	
• Clocks	
Output Rate:	Track Output SR
Sync Out Level:	3.300 V
Sync Out Polarity:	Normal
Timebase Reference:	Internal
Jitter:	Disabled
• Triggers	
Source:	Off
Input Logic Level:	3.300 V
Edge:	Rising



Sequence Report



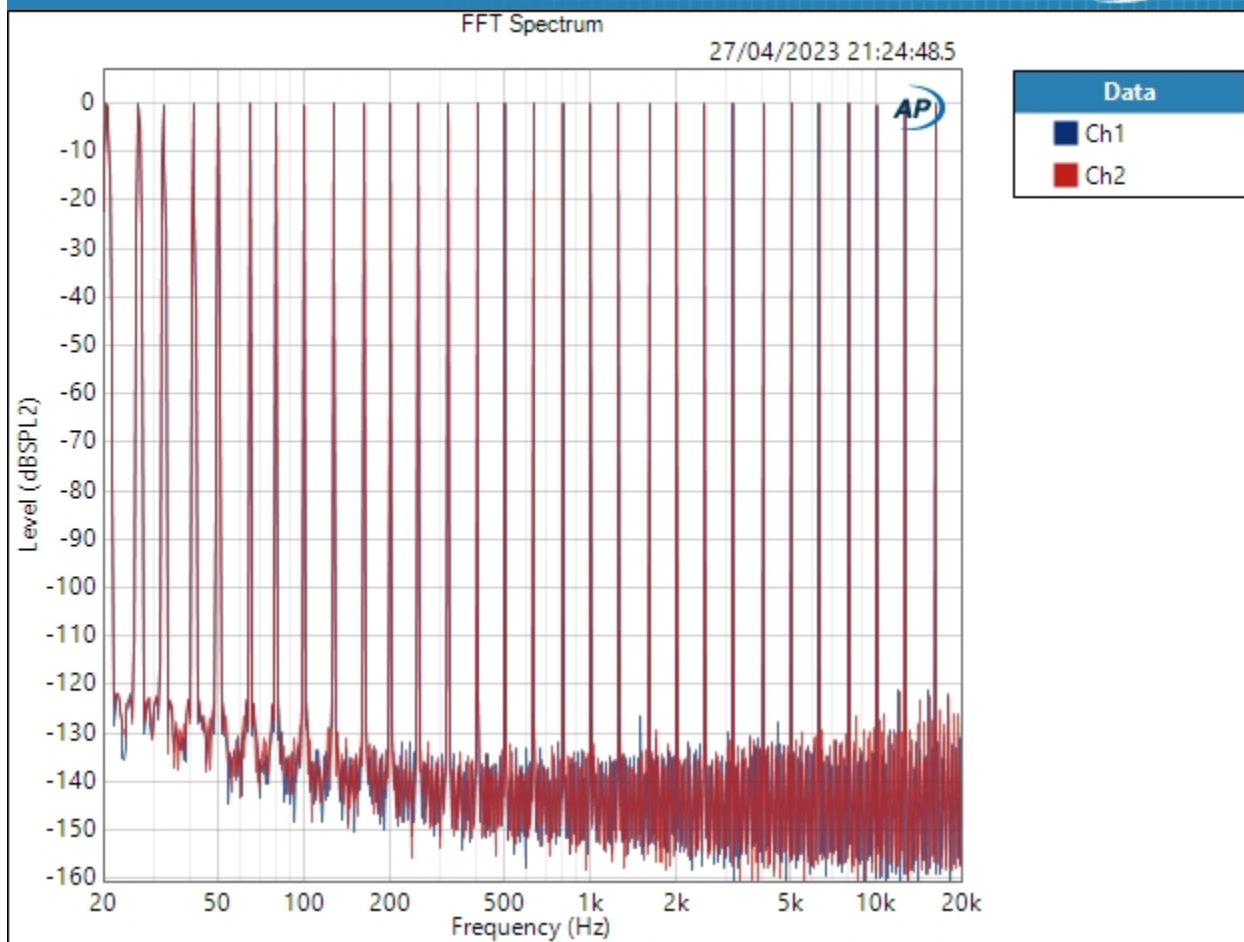
SIG 8 - Multitone : 32 Tone Test

Waveform: APx555 Multitone 32 192 khz 24 bit.wav
Bit Exact: True
Start Offset (sec): 0.000 s
Secondary Source: None
Measured 1: 27/04/2023 21:24:48
Acquisition Type: Auto
Trigger: Free Run
Delay Time: 250.0 ms
Input Bandwidth: Use Signal Path
FFT Length: 1248000
Averaging: Power
Averages: 3
Window: AP-Equiripple
Record Acquisition: False
Recording Type: Multiple Mono PCM (.wav)

FFT Spectrum (27/04/2023 21:24:48.502)



Sequence Report

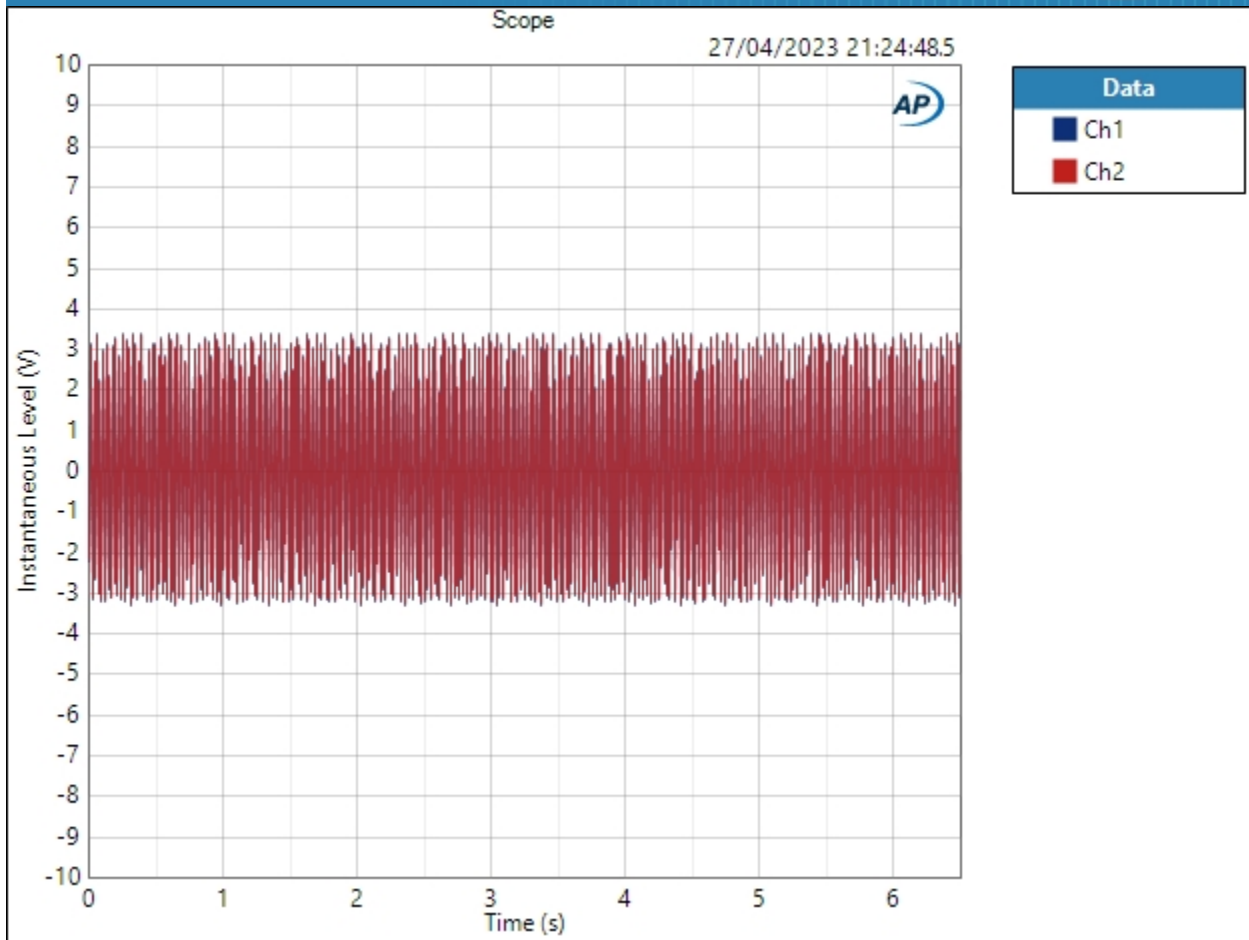


Result: ✔ PASSED

Scope (27/04/2023 21:24:48.502)



Sequence Report



Scope Parameters

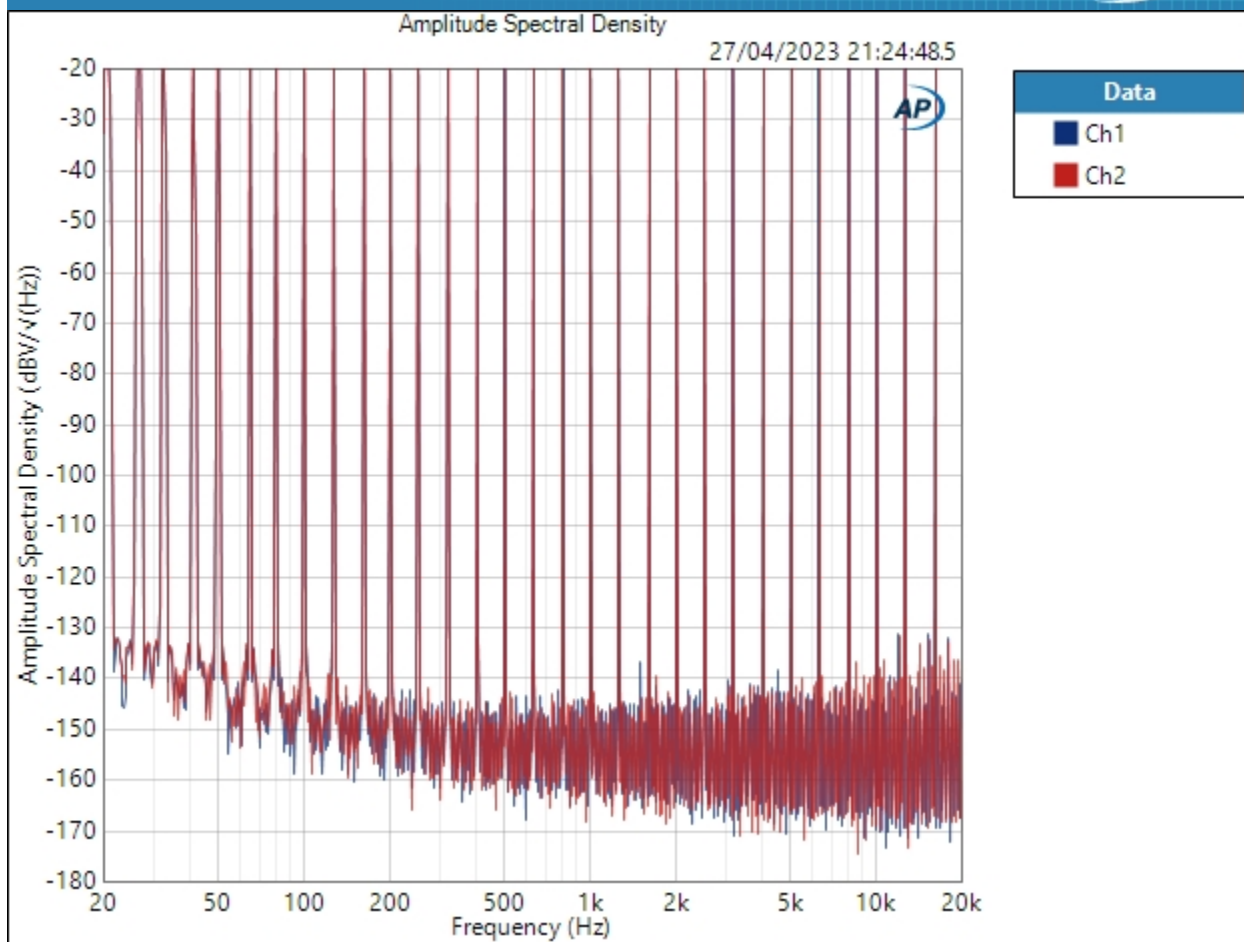
Interpolated: On

Result: PASSED

Amplitude Spectral Density (27/04/2023 21:24:48.502)



Sequence Report

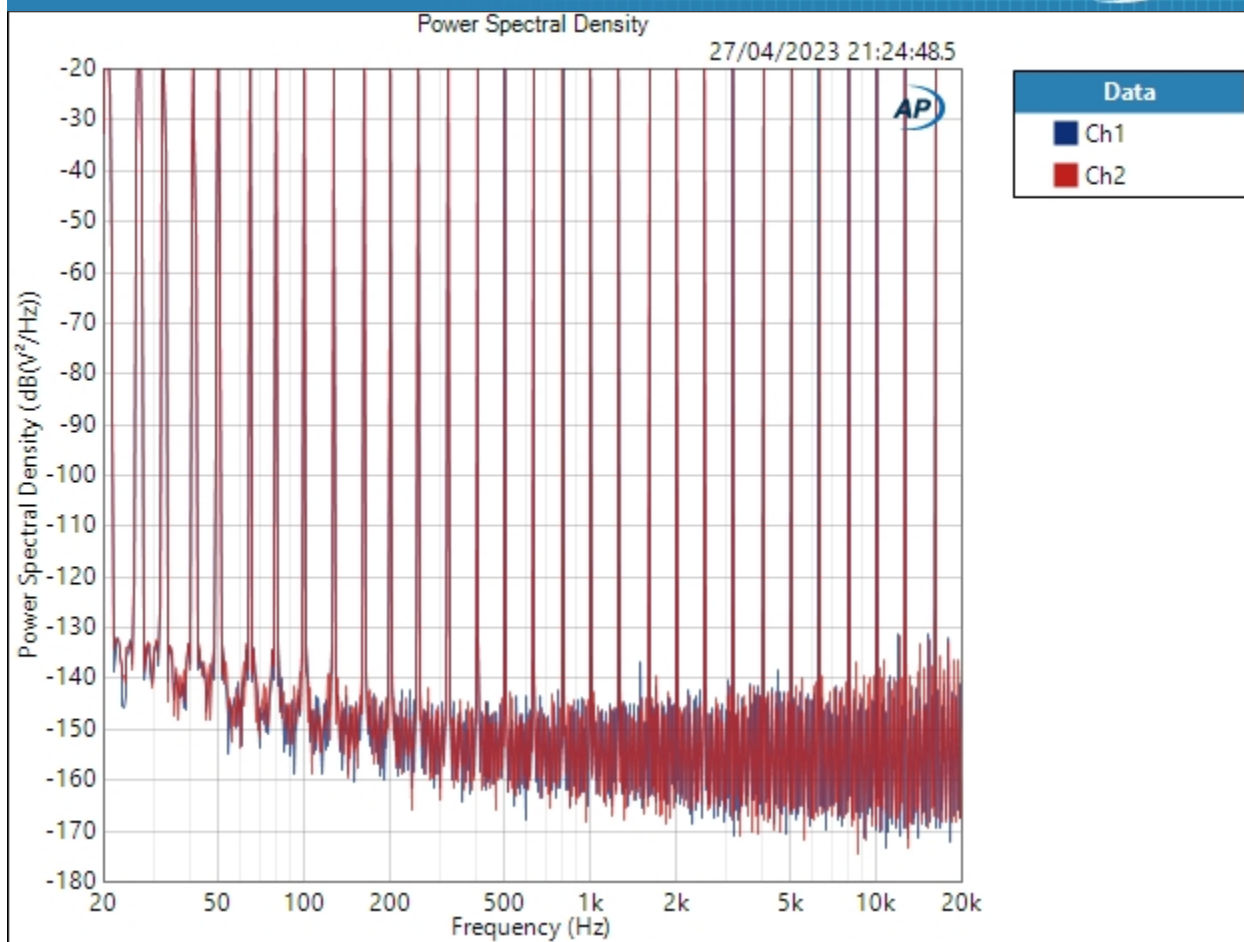


Result: ✔ PASSED

Power Spectral Density (27/04/2023 21:24:48.502)



Sequence Report



Result: PASSED