



## Sequence Report



### Pre-Sequence Inputs:

ID: T+A DAC200 FIR1

### Summary

#### SIG 1 - Scope Views (44.1khz)

1khz Tone View	✓ PASSED
15khz Tone View	✓ PASSED
-90.31dBFS 1khz 16 bit undithered sine (96khz Bandwidth)	✓ PASSED
-90.31dBFS 1khz 16 bit dithered sine (96khz Bandwidth)	✓ PASSED
-90.31dBFS 1khz 24 bit undithered sine (96khz Bandwidth)	✓ PASSED
-90.31dBFS 1khz 24 bit dithered sine (96khz Bandwidth)	✓ PASSED
Filter Ultrasonic Attenuation	✓ PASSED
20hz-90khz Noise RMS Level	✓ PASSED

#### SIG 1.5 - Scope Views (44.1khz)

1khz Tone View	✓ PASSED
15khz Tone View	✓ PASSED
-90.31dBFS 1khz undithered 16b sine (1Mhz bandwidth)	✓ PASSED
-90.31dBFS 1khz dithered 16b sine (1Mhz bandwidth)	✓ PASSED
-90.31dBFS 1khz undithered 24b sine (1Mhz bandwidth)	✓ PASSED
-90.31dBFS 1khz dithered 24b sine (1Mhz bandwidth)	✓ PASSED
Filter Ultrasonic Attenuation	✓ PASSED
1Mhz RMS Noise Level	✓ PASSED

#### SIG 2 - Main Measurements (44.1khz)

Output Level (Vrms)	✓ PASSED
Frequency Response (Audible Band)	✓ PASSED
20hz-20khz Noise RMS Level	✓ PASSED
Idle Noise FFT	✓ PASSED
1khz FFT (0dbfs)	✓ PASSED
1khz FFT (-3dbfs)	✓ PASSED
50khz FFT (0dbfs)	✓ PASSED
50hz FFT (-3dbfs)	✓ PASSED
Effective Number of Bits 0dbfs	✓ PASSED
Effective Number of Bits -3dbfs	✓ PASSED
THD+N 0dbfs	✓ PASSED
THD+N -3dbfs	✓ PASSED

THD+N/Frequency	✔ PASSED
Dynamic Range - AES17	✔ PASSED
Signal to Noise Ratio	✔ PASSED
IMD ( SMPTE )	✔ PASSED
50hz/7khz IMD SMPTE FFT	✔ PASSED
IMD Level Sweep ( SMPTE )	✔ PASSED
Linearity	✔ PASSED
Linearity (No Bandpass)	✔ PASSED
Crosstalk Sweep, One Channel Driven	✔ PASSED
DC Offset (active)	✔ PASSED
DC Offset (idle)	✔ PASSED
SIG 3 - 44.1khz Jitter	
44.1khz J-Test (Jitter)	✔ PASSED
SIG 4 - 48khz Jitter	
48khz J-Test (Jitter)	✔ PASSED
SIG 5 - Bandwidth (192khz)	
90khz Bandwidth	✔ PASSED
SIG 6 - THD and Phase vs Frequency	
THD+N vs frequency (AES 40khz filter)	✔ PASSED
Interchannel Phase and Group Delay	✔ PASSED
SIG 7 - Wideband and Intersample Overs	
Wideband idle noise	✔ PASSED
1khz 0dbfs wideband	✔ PASSED
1khz -3dbfs wideband	✔ PASSED
Intersample Overs (+3dB)	✔ PASSED
Intersample Overs (+1dB)	✔ PASSED
SIG 8 - Multitone	
32 Tone Test	✔ PASSED
Sequence Result:	
Sequence Result:	✔ PASSED



## Sequence Report



### SIG 1 - Scope Views (44.1kHz) : Signal Path Setup

Output Connector:	ASIO
Asio Device:	ASIO4ALL v2
Scaling Mode:	Digital
Output Sample Rate:	44.1000 kHz
Output Latency:	Auto
Buffer Size:	1024
Clock Source:	Big Ben
Input 1:	Analog Balanced
Measure:	Auto
Channels:	Auto (2 Channels)
Ch1	Data from Ch1, Sensitivity = 0.00 dB, Gain = 0.00 dB
Ch2	Data from Ch2, Sensitivity = 0.00 dB, Gain = 0.00 dB
Input Bandwidth:	AC (<10 Hz) - 90k (192 kHz SR)
Input EQ:	None
Termination:	200 kohm
High Performance Sine Analyzer:	Disabled
Input 2:	None
Device Delay:	0.000 s
• References	
dBr G:	-20.000 dBFS
Shared Frequency Reference:	1.00000 kHz
Analog Input	
dBrA:	4.944 Vrms
dBrB:	4.944 Vrms
dBrA Offset:	0.000 dB
dBrB Offset:	3.000 dB
dB SPL1:	4.944 Vrms
dB SPL2:	4.944 Vrms
dB SPL1 Calibrator Level:	60.000 dB SPL



## Sequence Report



dB SPL2 Calibrator Level:	50.000 dB SPL
dBm (Input Power):	600.0 ohm
W(watts) (Input Power):	8.000 ohm
• DCX	
DCX is not detected.	
• Clocks	
Output Rate:	Track Output SR
Sync Out Level:	3.300 V
Sync Out Polarity:	Normal
Timebase Reference:	Internal
Jitter:	Disabled
• Triggers	
Source:	Off
Input Logic Level:	3.300 V
Edge:	Rising



## Sequence Report



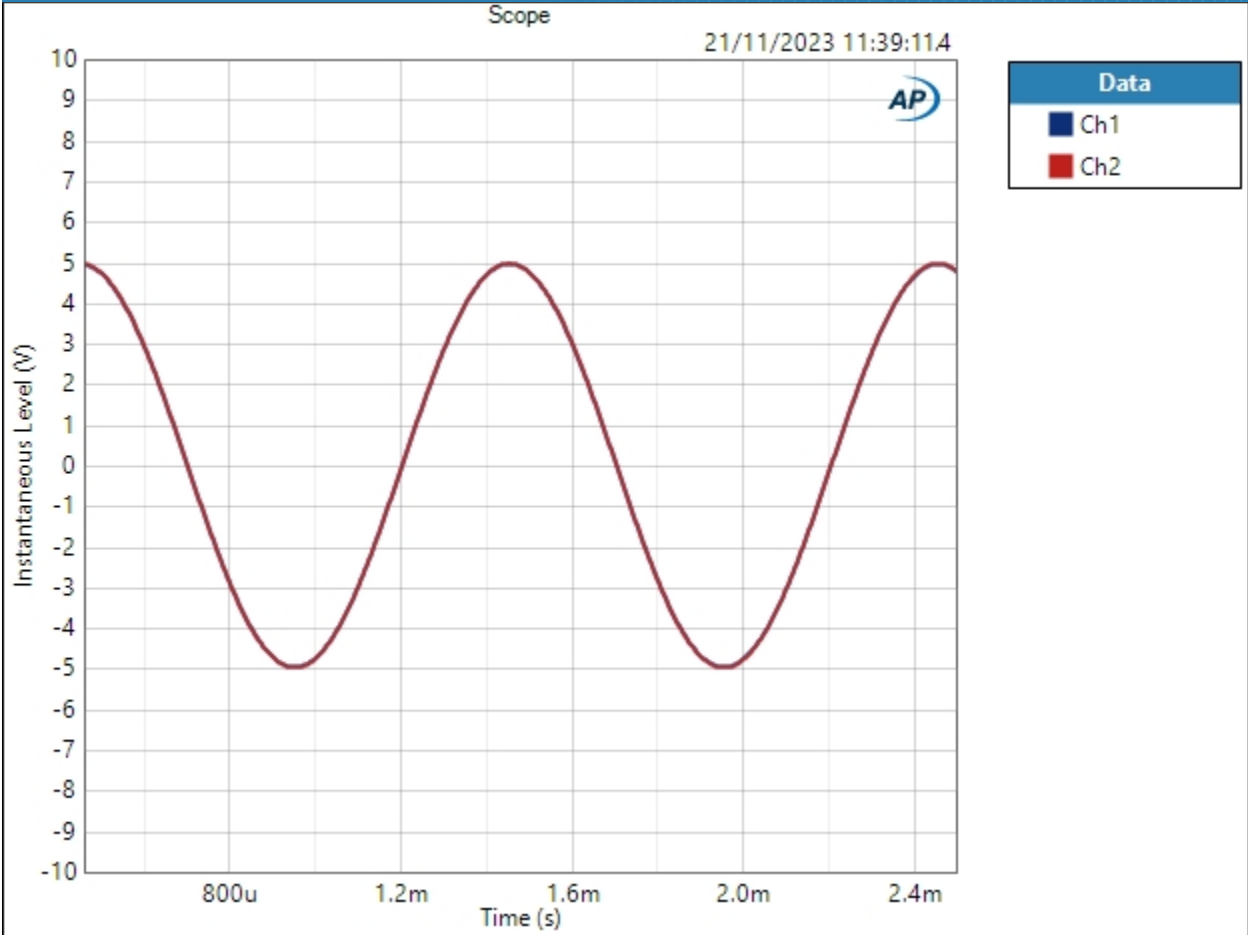
### SIG 1 - Scope Views (44.1kHz) : 1kHz Tone View

Waveform: Sine  
Generator Level: -3.000 dBFS  
DC Offset: 0.000 D  
Frequency: 1.00000 kHz  
Secondary Source: None  
Measured 1: 21/11/2023 11:39:11  
Acquisition Type: Auto  
Trigger: Free Run  
Delay Time: 250.0 ms  
Input Bandwidth: Use Signal Path  
FFT Length: 262144  
Averaging: Power  
Averages: 1  
Window: AP-Equiripple  
Record Acquisition: False  
Recording Type: Multiple Mono PCM (.wav)

Scope (21/11/2023 11:39:11.424)



# Sequence Report



### Scope Parameters

Interpolated: On

Result: PASSED



## Sequence Report



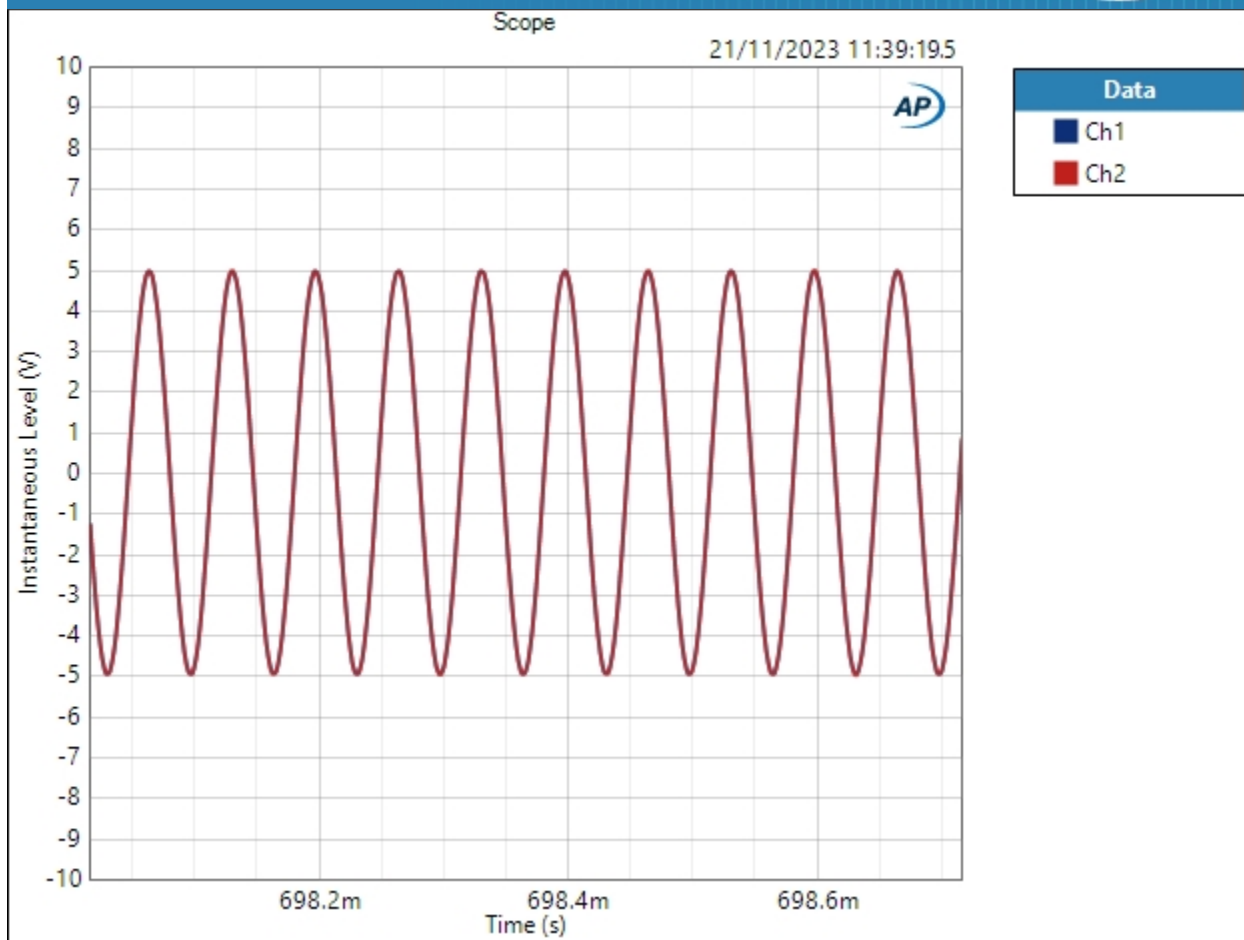
### SIG 1 - Scope Views (44.1kHz) : 15kHz Tone View

Waveform: Sine  
Generator Level: -3.000 dBFS  
DC Offset: 0.000 D  
Frequency: 15.0000 kHz  
Secondary Source: None  
Measured 1: 21/11/2023 11:39:19  
Acquisition Type: Auto  
Trigger: Free Run  
Delay Time: 250.0 ms  
Input Bandwidth: Use Signal Path  
FFT Length: 262144  
Averaging: Power  
Averages: 1  
Window: AP-Equiripple  
Record Acquisition: False  
Recording Type: Multiple Mono PCM (.wav)

Scope (21/11/2023 11:39:19.507)



# Sequence Report



Scope Parameters

Interpolated: On

Result: PASSED





## Sequence Report



SIG 1 - Scope Views (44.1kHz) : -90.31dBFS 1kHz 16 bit undithered sine (96kHz Bandwidth)

Waveform: 1kHz -90.31dB undithered 16b sine.wav

Bit Exact: True

Start Offset (sec): 0.000 s

Secondary Source: None

Measured 1 21/11/2023 11:39:26

Acquisition Type: Auto

Trigger: Free Run

Delay Time: 250.0 ms

Input Bandwidth: Use Signal Path

FFT Length: 262144

Averaging: Power

Averages: 1

Window: AP-Equiripple

Record Acquisition: False

Recording Type: Multiple Mono PCM (.wav)

Scope (21/11/2023 11:39:26.475)



## Sequence Report



Scope Parameters

Interpolated: On

Result: PASSED



## Sequence Report



SIG 1 - Scope Views (44.1kHz) : -90.31dBFS 1kHz 16 bit dithered sine (96kHz Bandwidth)

Waveform: 1kHz -90.31dB dithered 16b sine.wav

Bit Exact: True

Start Offset (sec): 0.000 s

Secondary Source: None

Measured 1 21/11/2023 11:39:33

Acquisition Type: Auto

Trigger: Free Run

Delay Time: 250.0 ms

Input Bandwidth: Use Signal Path

FFT Length: 262144

Averaging: Power

Averages: 1

Window: AP-Equiripple

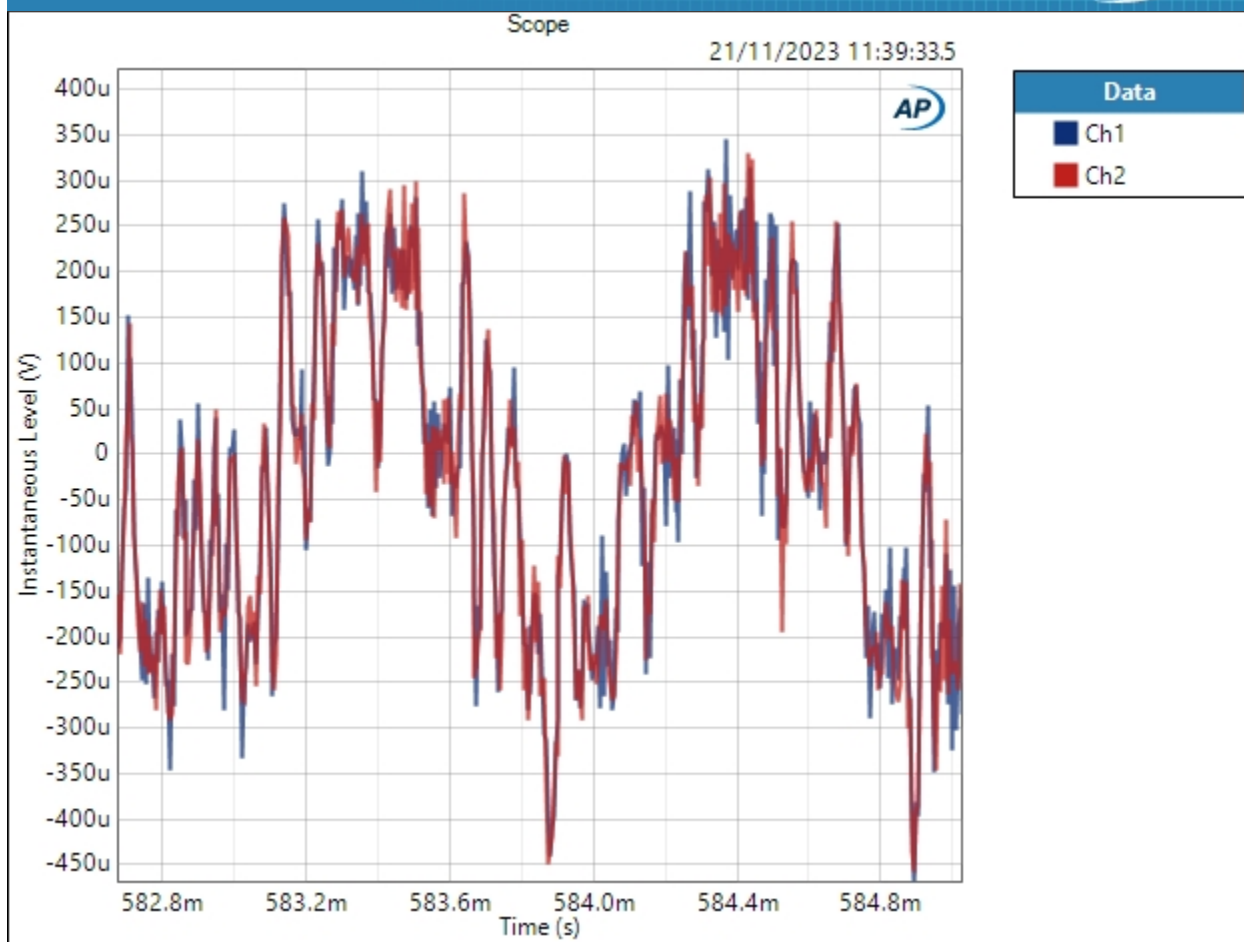
Record Acquisition: False

Recording Type: Multiple Mono PCM (.wav)

Scope (21/11/2023 11:39:33.568)



## Sequence Report



Scope Parameters

Interpolated: On

Result: PASSED



## Sequence Report



SIG 1 - Scope Views (44.1kHz) : -90.31dBFS 1kHz 24 bit undithered sine (96kHz Bandwidth)

Waveform: 1kHz -90.31dB undithered 24b sine.wav

Bit Exact: True

Start Offset (sec): 0.000 s

Secondary Source: None

Measured 1 21/11/2023 11:39:40

Acquisition Type: Auto

Trigger: Free Run

Delay Time: 250.0 ms

Input Bandwidth: Use Signal Path

FFT Length: 262144

Averaging: Power

Averages: 1

Window: AP-Equiripple

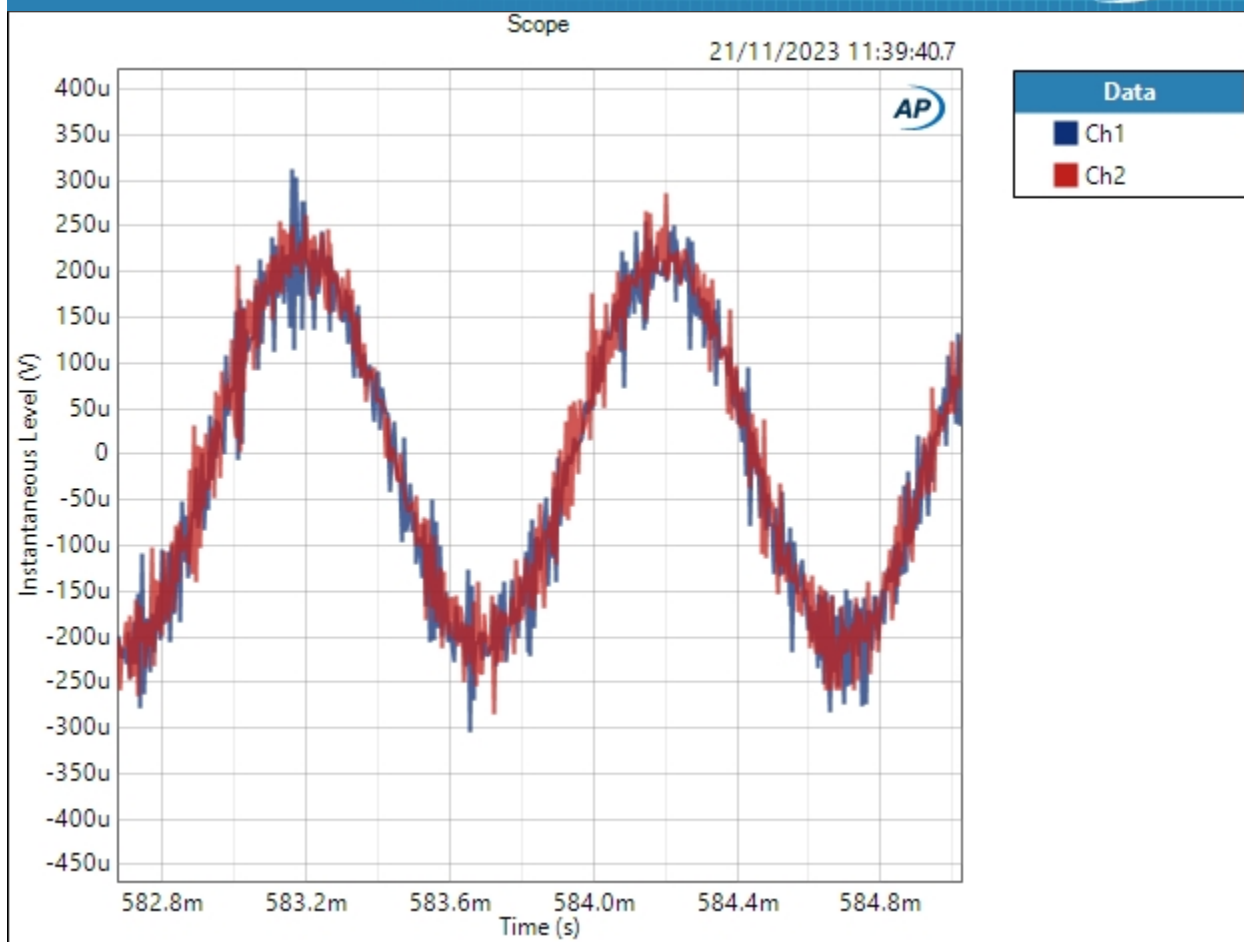
Record Acquisition: False

Recording Type: Multiple Mono PCM (.wav)

Scope (21/11/2023 11:39:40.717)



## Sequence Report



Scope Parameters

Interpolated: On

Result: PASSED



## Sequence Report



SIG 1 - Scope Views (44.1kHz) : -90.31dBFS 1kHz 24 bit dithered sine (96kHz Bandwidth)

Waveform: 1kHz -90.31dB dithered 24b sine.wav

Bit Exact: True

Start Offset (sec): 0.000 s

Secondary Source: None

Measured 1 21/11/2023 11:39:47

Acquisition Type: Auto

Trigger: Free Run

Delay Time: 250.0 ms

Input Bandwidth: Use Signal Path

FFT Length: 262144

Averaging: Power

Averages: 1

Window: AP-Equiripple

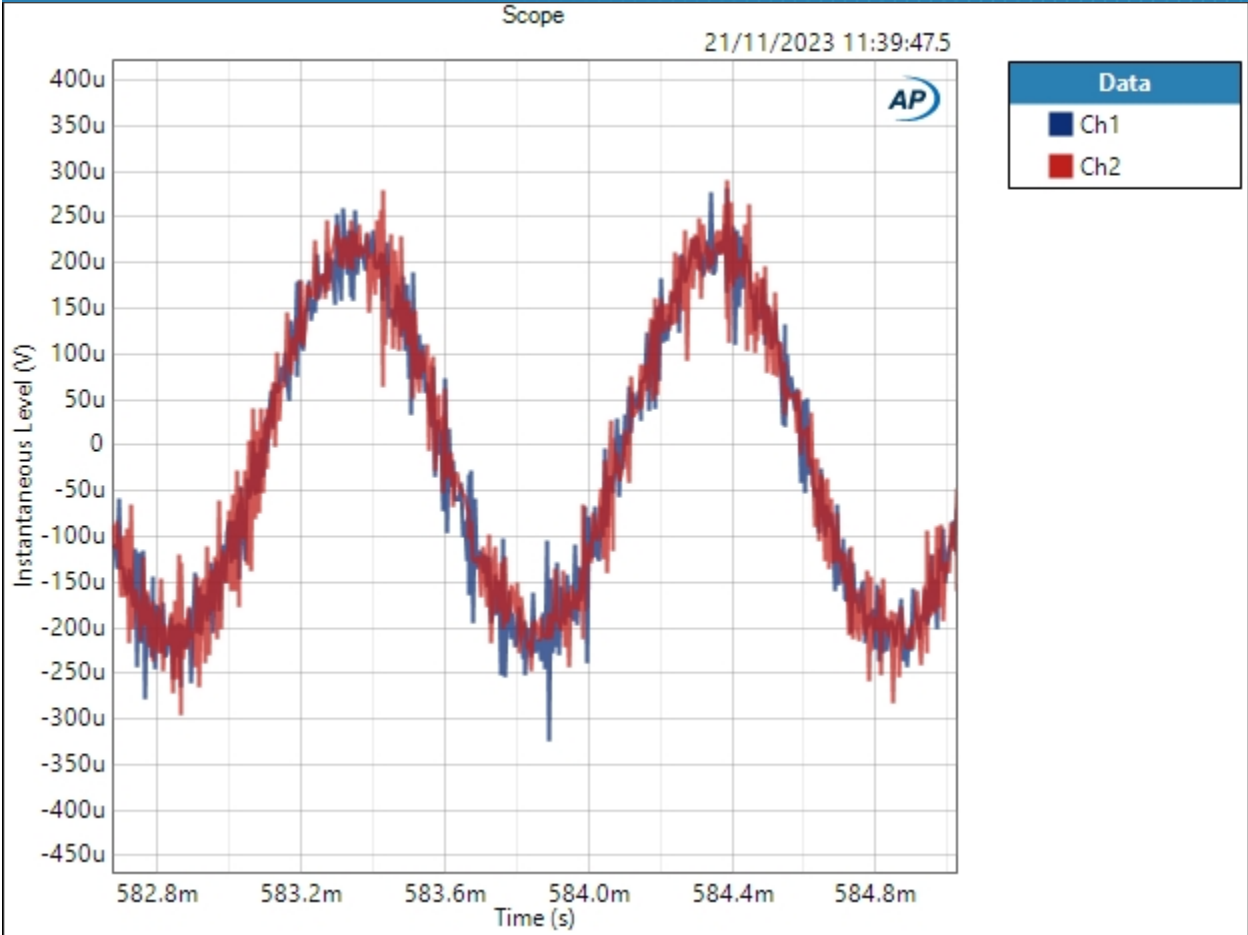
Record Acquisition: False

Recording Type: Multiple Mono PCM (.wav)

Scope (21/11/2023 11:39:47.553)



# Sequence Report AP



### Scope Parameters

Interpolated: On

Result: ✔ PASSED





## Sequence Report



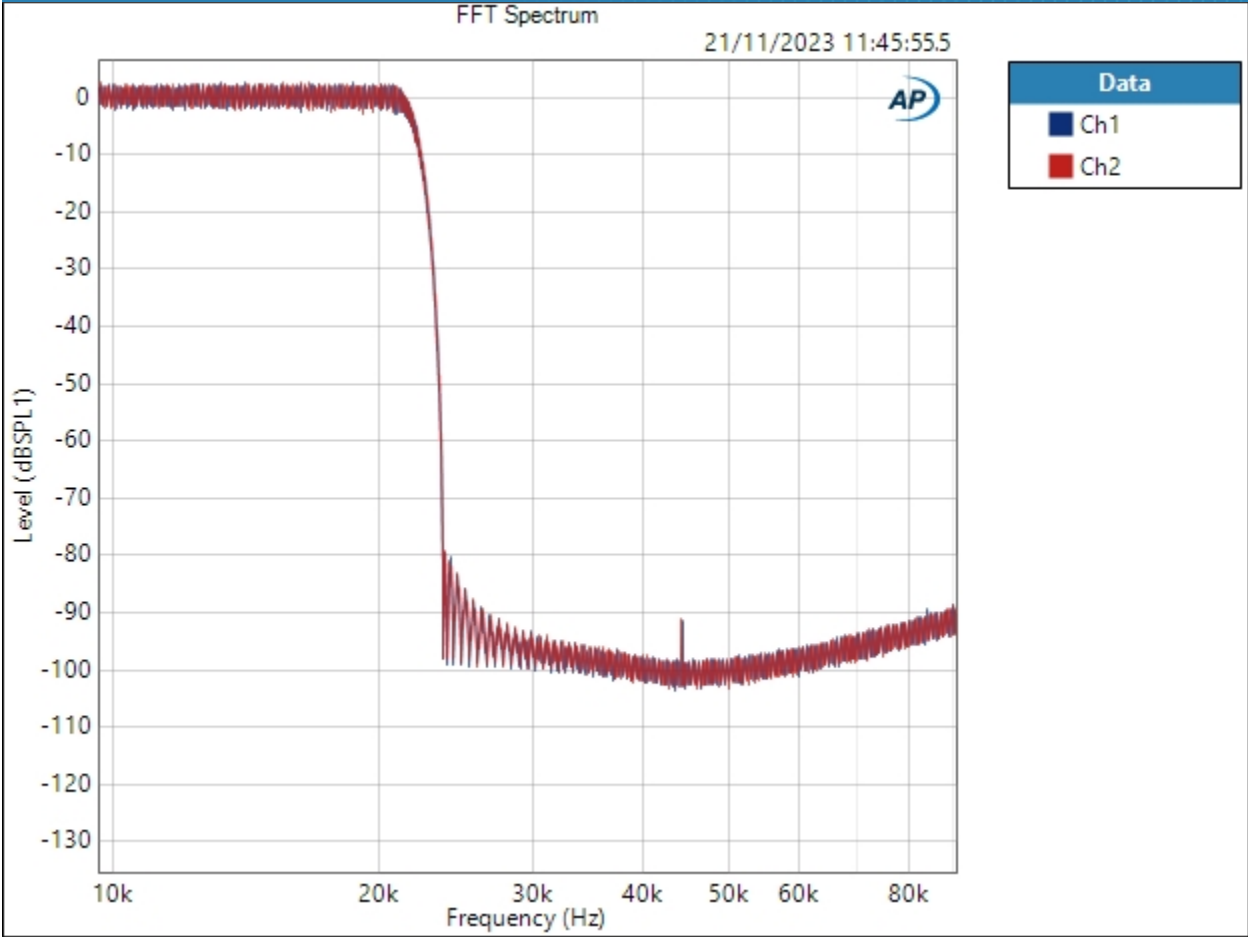
### SIG 1 - Scope Views (44.1khz) : Filter Ultrasonic Attenuation

Waveform: Noise  
Generator Level: -3.000 dBFS  
DC Offset: 0.000 D  
Noise Shape: White  
Secondary Source: None  
Measured 1: 21/11/2023 11:45:55  
Acquisition Type: Auto  
Trigger: Free Run  
Delay Time: 500.0 ms  
Input Bandwidth: Use Signal Path  
FFT Length: 1248000  
Averaging: Power  
Averages: 50  
Window: AP-Equiripple  
Record Acquisition: False  
Recording Type: Multiple Mono PCM (.wav)

FFT Spectrum (21/11/2023 11:45:55.564)



# Sequence Report AP



Result: ✔ PASSED



## Sequence Report



SIG 1 - Scope Views (44.1kHz) : 20hz-90kHz Noise RMS Level

Waveform:	None
High-pass Filter:	Elliptic
High-pass Frequency:	20 Hz
Low-pass Filter:	Signal Path
Weighting Filter:	Signal Path
Acquisition Time:	250.0 ms
Delay Time:	300.0 ms

Noise Level (21/11/2023 11:45:57.121)

Ch1 37.32 uVrms

Ch2 37.48 uVrms



## Sequence Report



### SIG 1.5 - Scope Views (44.1kHz) : Signal Path Setup

Output Connector:	ASIO
Asio Device:	ASIO4ALL v2
Scaling Mode:	Digital
Output Sample Rate:	44.1000 kHz
Output Latency:	Auto
Buffer Size:	1024
Clock Source:	Big Ben
Input 1:	Analog Balanced
Measure:	Auto
Channels:	Auto (2 Channels)
Ch1	Data from Ch1, Sensitivity = 0.00 dB, Gain = 0.00 dB
Ch2	Data from Ch2, Sensitivity = 0.00 dB, Gain = 0.00 dB
Input Bandwidth:	AC (<10 Hz) - 1M (2.496 MHz SR)
Input EQ:	None
Termination:	200 kohm
High Performance Sine Analyzer:	Disabled
Input 2:	None
Device Delay:	0.000 s
• References	
dBr G:	-20.000 dBFS
Shared Frequency Reference:	1.00000 kHz
Analog Input	
dBrA:	4.944 Vrms
dBrB:	4.944 Vrms
dBrA Offset:	0.000 dB
dBrB Offset:	3.000 dB
dB SPL1:	4.944 Vrms
dB SPL2:	4.944 Vrms
dB SPL1 Calibrator Level:	60.000 dB SPL
dB SPL2 Calibrator Level:	50.000 dB SPL



## Sequence Report



dBm (Input Power):	600.0 ohm
W(watts) (Input Power):	8.000 ohm
• DCX	
DCX is not detected.	
• Clocks	
Output Rate:	Track Output SR
Sync Out Level:	3.300 V
Sync Out Polarity:	Normal
Timebase Reference:	Internal
Jitter:	Disabled
• Triggers	
Source:	Off
Input Logic Level:	3.300 V
Edge:	Rising



## Sequence Report



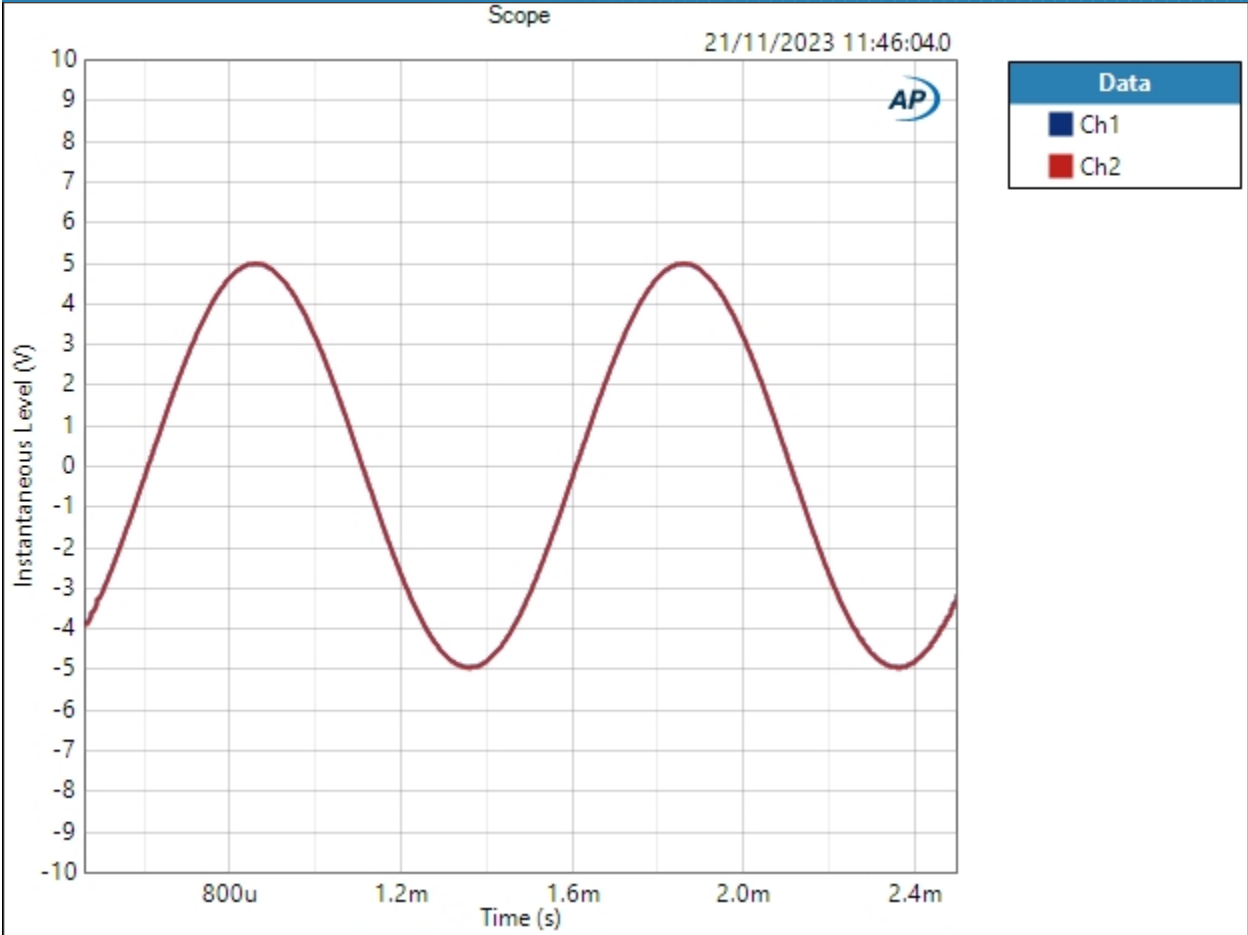
SIG 1.5 - Scope Views (44.1kHz) : 1kHz Tone View

Waveform: Sine  
Generator Level: -3.000 dBFS  
DC Offset: 0.000 D  
Frequency: 1.00000 kHz  
Secondary Source: None  
Measured 1: 21/11/2023 11:46:04  
Acquisition Type: Auto  
Trigger: Free Run  
Delay Time: 250.0 ms  
Input Bandwidth: Use Signal Path  
FFT Length: 262144  
Averaging: Power  
Averages: 1  
Window: AP-Equiripple  
Record Acquisition: False  
Recording Type: Multiple Mono PCM (.wav)

Scope (21/11/2023 11:46:04.020)



# Sequence Report



### Scope Parameters

Interpolated: On

Result:  PASSED



## Sequence Report



### SIG 1.5 - Scope Views (44.1kHz) : 15kHz Tone View

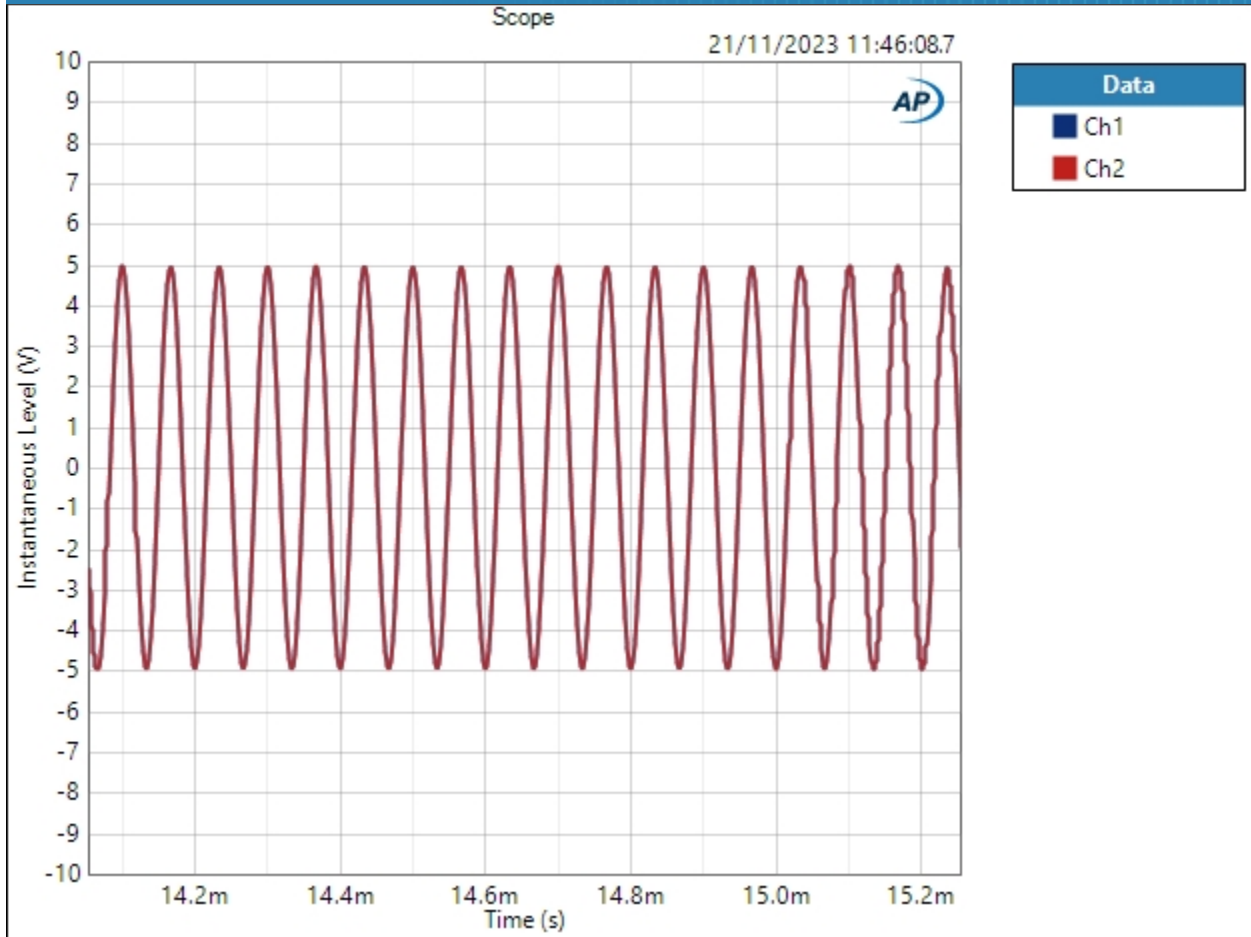
Waveform: Sine  
Generator Level: -3.000 dBFS  
DC Offset: 0.000 D  
Frequency: 15.0000 kHz  
Secondary Source: None  
Measured 1 21/11/2023 11:46:08  
Acquisition Type: Auto  
Trigger: Free Run  
Delay Time: 250.0 ms  
Input Bandwidth: Use Signal Path  
FFT Length: 262144  
Averaging: Power  
Averages: 1  
Window: AP-Equiripple  
Record Acquisition: False  
Recording Type: Multiple Mono PCM (.wav)

Scope (21/11/2023 11:46:08.780)





# Sequence Report



Scope Parameters

Interpolated: On

Result: ✔ PASSED



## Sequence Report



SIG 1.5 - Scope Views (44.1kHz) : -90.31dBFS 1kHz undithered 16b sine (1Mhz bandwidth)

Waveform: 1kHz -90.31dB undithered 16b sine.wav

Bit Exact: True

Start Offset (sec): 0.000 s

Secondary Source: None

Measured 1 21/11/2023 11:46:14

Acquisition Type: Auto

Trigger: Free Run

Delay Time: 250.0 ms

Input Bandwidth: Use Signal Path

FFT Length: 262144

Averaging: Power

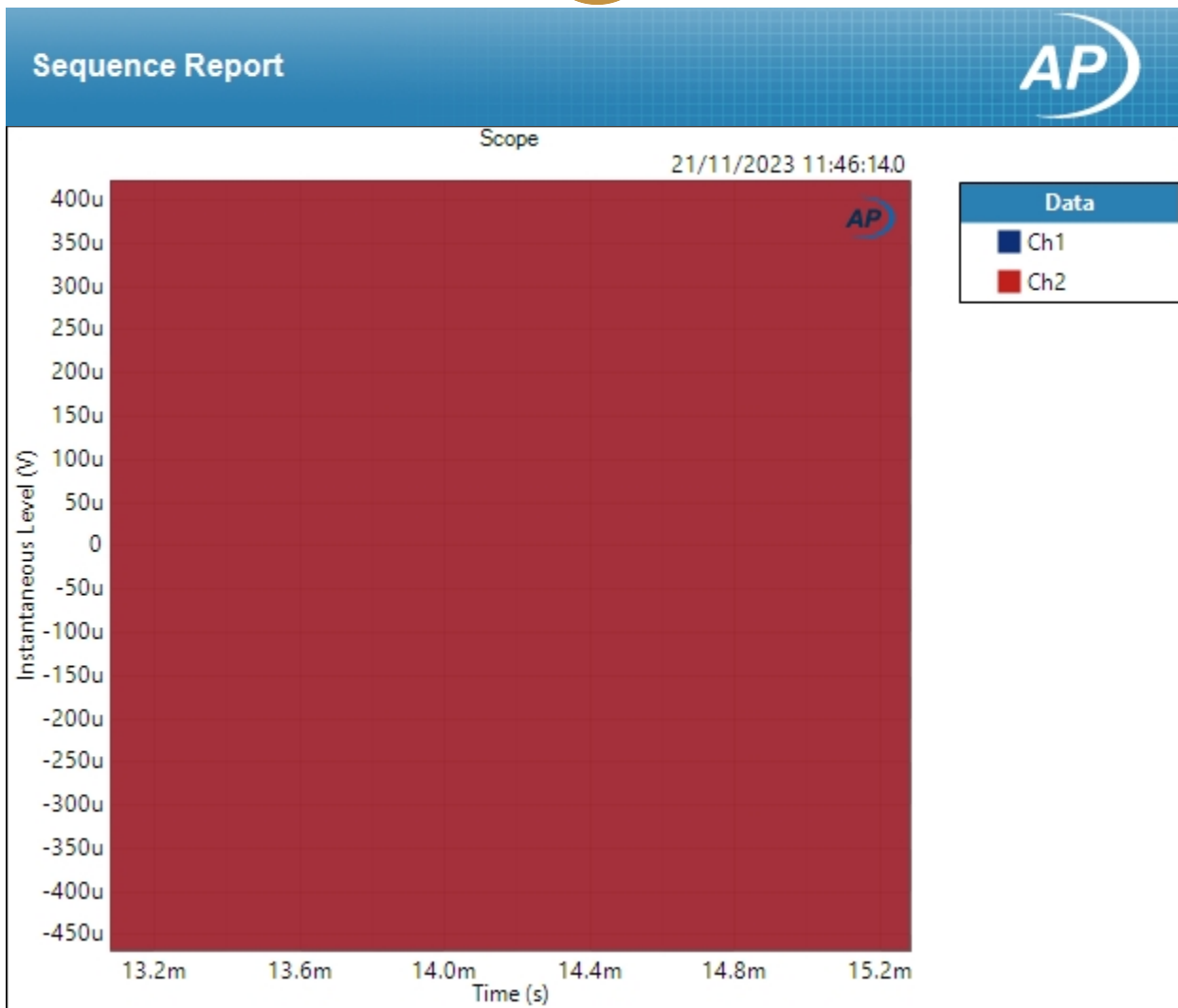
Averages: 1

Window: AP-Equiripple

Record Acquisition: False

Recording Type: Multiple Mono PCM (.wav)

Scope (21/11/2023 11:46:14.035)



Scope Parameters

Interpolated: On

Result: PASSED



## Sequence Report



SIG 1.5 - Scope Views (44.1kHz) : -90.31dBFS 1kHz dithered 16b sine (1Mhz bandwidth)

Waveform: 1kHz -90.31dB dithered 16b sine.wav

Bit Exact: True

Start Offset (sec): 0.000 s

Secondary Source: None

Measured 1 21/11/2023 11:46:19

Acquisition Type: Auto

Trigger: Free Run

Delay Time: 250.0 ms

Input Bandwidth: Use Signal Path

FFT Length: 262144

Averaging: Power

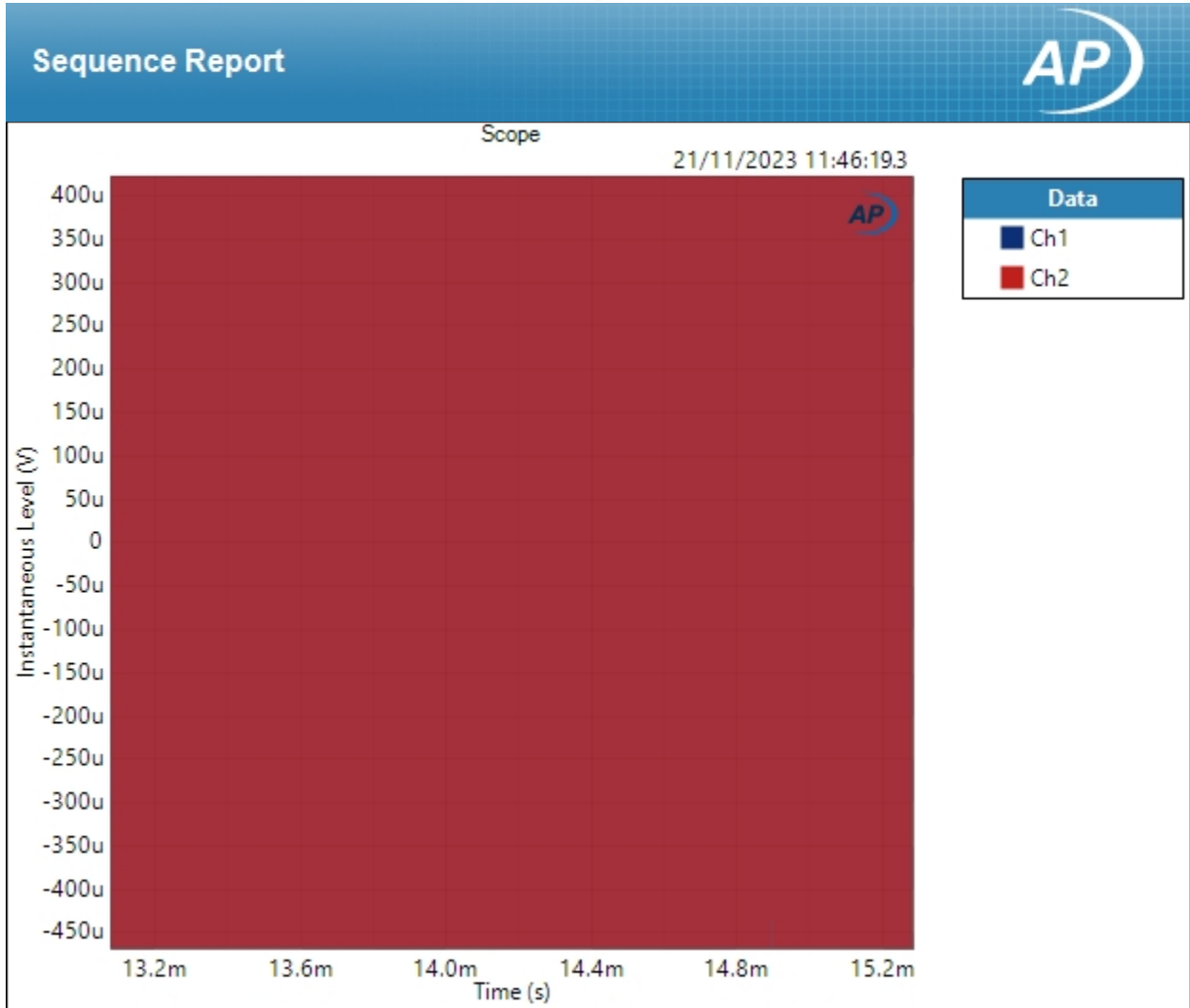
Averages: 1

Window: AP-Equiripple

Record Acquisition: False

Recording Type: Multiple Mono PCM (.wav)

Scope (21/11/2023 11:46:19.340)



Scope Parameters

Interpolated: On

Result: ✔ PASSED



## Sequence Report



SIG 1.5 - Scope Views (44.1kHz) : -90.31dBFS 1kHz undithered 24b sine (1Mhz bandwidth)

Waveform: 1kHz -90.31dB undithered 24b sine.wav

Bit Exact: True

Start Offset (sec): 0.000 s

Secondary Source: None

Measured 1 21/11/2023 11:46:24

Acquisition Type: Auto

Trigger: Free Run

Delay Time: 250.0 ms

Input Bandwidth: Use Signal Path

FFT Length: 262144

Averaging: Power

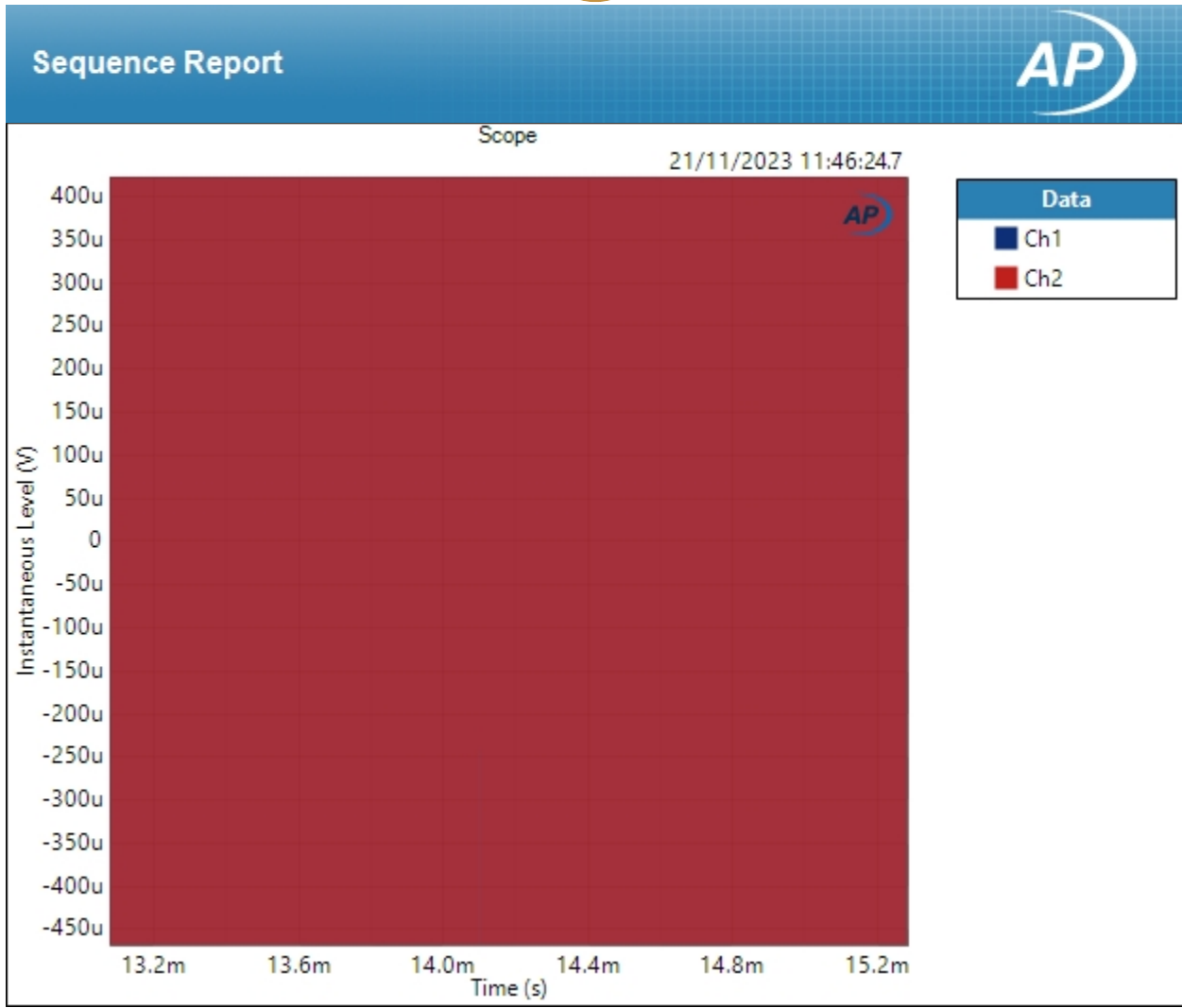
Averages: 1

Window: AP-Equiripple

Record Acquisition: False

Recording Type: Multiple Mono PCM (.wav)

Scope (21/11/2023 11:46:24.762)



Scope Parameters

Interpolated: On

Result: PASSED



## Sequence Report



SIG 1.5 - Scope Views (44.1kHz) : -90.31dBFS 1kHz dithered 24b sine (1Mhz bandwidth)

Waveform: 1kHz -90.31dB dithered 24b sine.wav

Bit Exact: True

Start Offset (sec): 0.000 s

Secondary Source: None

Measured 1 21/11/2023 11:46:30

Acquisition Type: Auto

Trigger: Free Run

Delay Time: 250.0 ms

Input Bandwidth: Use Signal Path

FFT Length: 262144

Averaging: Power

Averages: 1

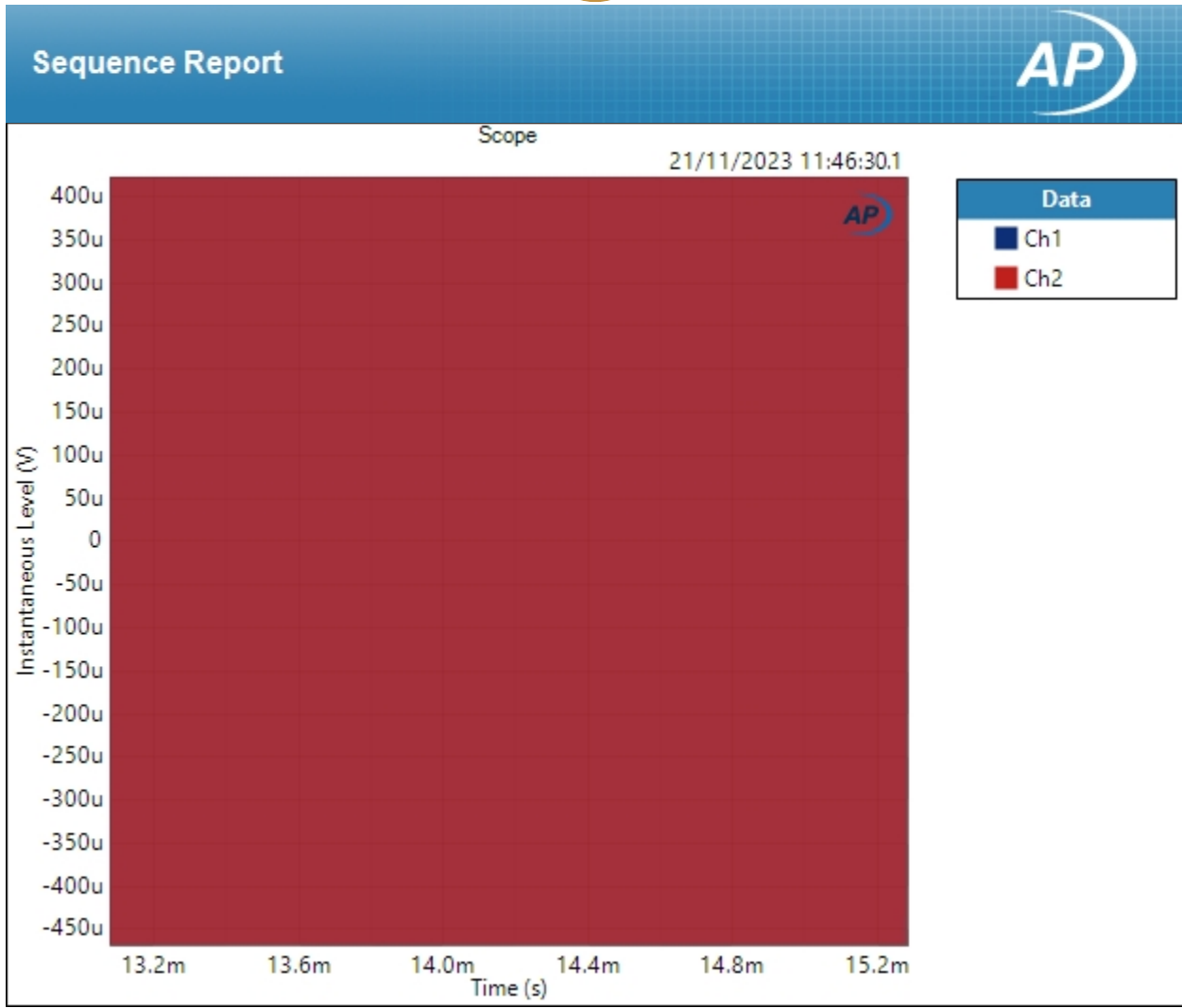
Window: AP-Equiripple

Record Acquisition: False

Recording Type: Multiple Mono PCM (.wav)

Scope (21/11/2023 11:46:30.181)





Scope Parameters

Interpolated: On

Result: PASSED



## Sequence Report



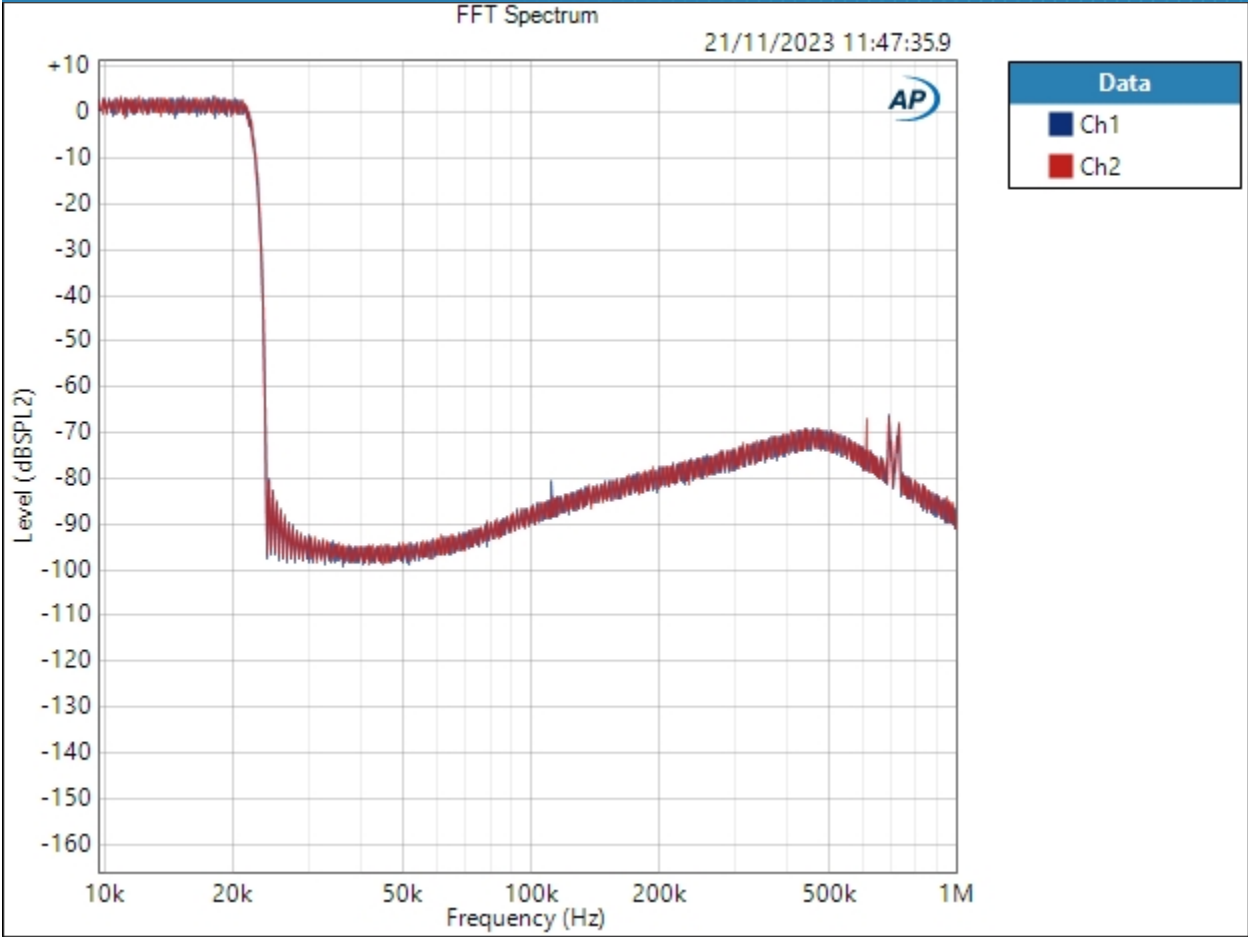
### SIG 1.5 - Scope Views (44.1kHz) : Filter Ultrasonic Attenuation

Waveform: Noise  
Generator Level: -3.000 dBFS  
DC Offset: 0.000 D  
Noise Shape: White  
Secondary Source: None  
Measured 1: 21/11/2023 11:47:35  
Acquisition Type: Auto  
Trigger: Free Run  
Delay Time: 500.0 ms  
Input Bandwidth: Use Signal Path  
FFT Length: 1248000  
Averaging: Power  
Averages: 50  
Window: AP-Equiripple  
Record Acquisition: False  
Recording Type: Multiple Mono PCM (.wav)

FFT Spectrum (21/11/2023 11:47:35.935)



# Sequence Report AP



Result: ✔ PASSED



## Sequence Report



SIG 1.5 - Scope Views (44.1kHz) : 1Mhz RMS Noise Level

Waveform: None  
High-pass Filter: Elliptic  
High-pass Frequency: 20 Hz  
Low-pass Filter: Signal Path  
Weighting Filter: Signal Path  
Acquisition Time: 250.0 ms  
Delay Time: 300.0 ms

Noise Level (21/11/2023 11:47:37.400)

Ch1 1.173 mVrms

Ch2 1.178 mVrms



## Sequence Report



### SIG 2 - Main Measurements (44.1kHz) : Signal Path Setup

Output Connector:	ASIO
Asio Device:	ASIO4ALL v2
Scaling Mode:	Digital
Output Sample Rate:	44.1000 kHz
Output Latency:	Auto
Buffer Size:	1024
Clock Source:	Big Ben
Input 1:	Analog Balanced
Measure:	Auto
Channels:	Auto (2 Channels)
Ch1	Data from Ch1, Sensitivity = 0.00 dB, Gain = 0.00 dB
Ch2	Data from Ch2, Sensitivity = 0.00 dB, Gain = 0.00 dB
Input Bandwidth:	AC (<10 Hz) - AES17 (20 kHz)
Input EQ:	None
Termination:	200 kohm
High Performance Sine Analyzer:	Enabled
Input 2:	None
Device Delay:	0.000 s
• References	
dBr G:	-20.000 dBFS
Shared Frequency Reference:	1.00000 kHz
Analog Input	
dBrA:	4.944 Vrms
dBrB:	4.944 Vrms
dBrA Offset:	0.000 dB
dBrB Offset:	3.000 dB
dB SPL1:	4.944 Vrms
dB SPL2:	4.944 Vrms
dB SPL1 Calibrator Level:	60.000 dB SPL
dB SPL2 Calibrator Level:	50.000 dB SPL



## Sequence Report



dBm (Input Power):	600.0 ohm
W(watts) (Input Power):	8.000 ohm
• DCX	
DCX is not detected.	
• Clocks	
Output Rate:	Track Output SR
Sync Out Level:	3.300 V
Sync Out Polarity:	Normal
Timebase Reference:	Internal
Jitter:	Disabled
• Triggers	
Source:	Off
Input Logic Level:	3.300 V
Edge:	Rising

### SIG 2 - Main Measurements (44.1kHz) : Output Level (Vrms)

Waveform:	Sine
Generator Level:	-0.000 dBFS
DC Offset:	0.000 D
Frequency:	1.00000 kHz
Low-pass Filter:	Signal Path

### RMS Level (21/11/2023 11:47:42.256)

Ch1	4.942 Vrms
Ch2	4.956 Vrms



## Sequence Report



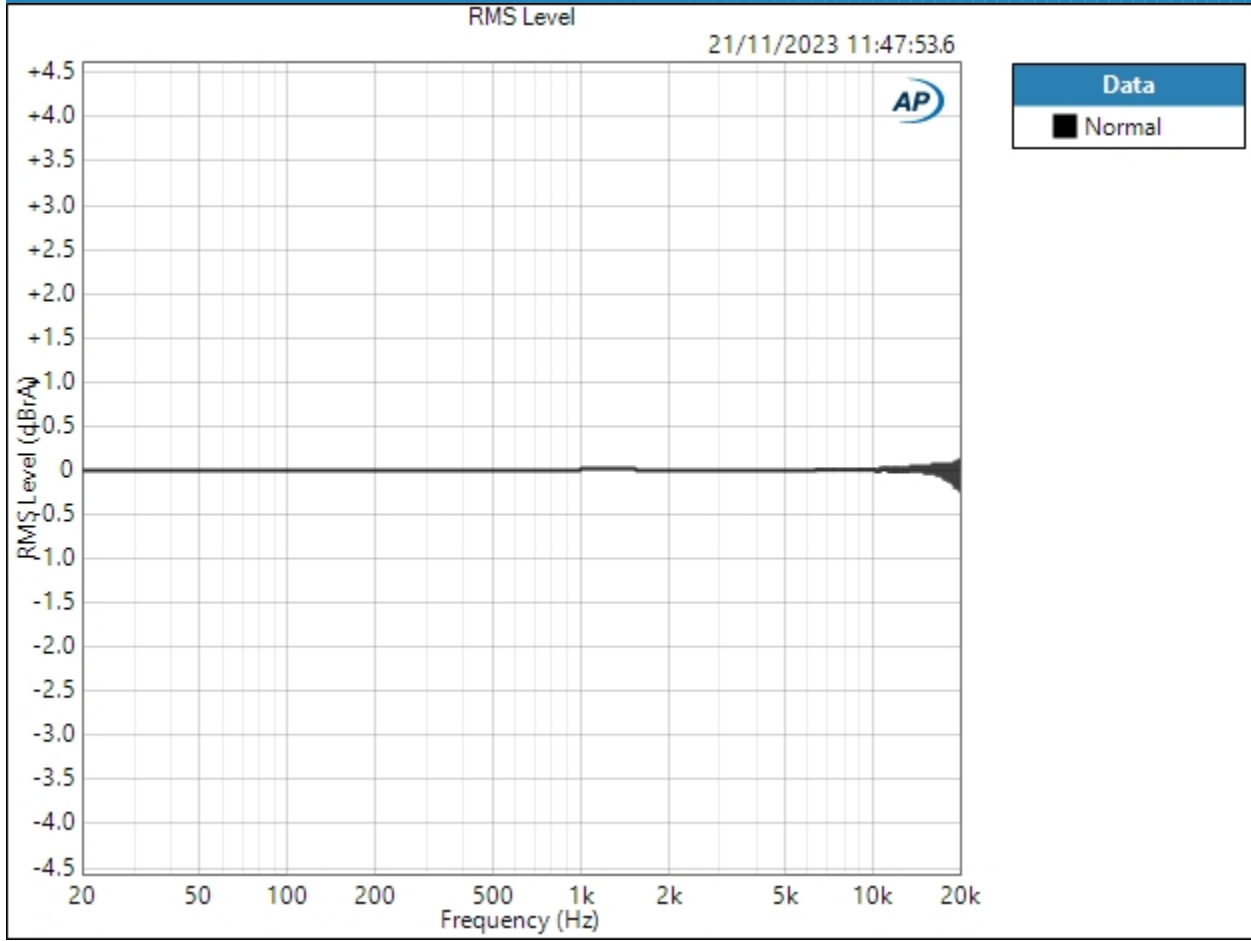
### SIG 2 - Main Measurements (44.1kHz) : Frequency Response (Audible Band)

Start Frequency:	20.0000 Hz
Stop Frequency:	22.0500 kHz
Generator Level:	-0.000 dBFS
DC Offset:	0.000 D
EQ:	None
Pre-Sweep:	50.00 ms
Sweep:	5.000 s
Extend Acquisition By:	50.00 ms
Secondary Source:	None
Measured 1	21/11/2023 11:47:53

RMS Level (21/11/2023 11:47:53.659)



# Sequence Report AP



Result: ✔ PASSED

Deviation (20.0000 Hz - 4.00000 kHz) (21/11/2023 11:47:53.659)

Ch1 ±0.006 dB

Ch2 ±0.007 dB

Deviation (20.0000 Hz - 4.00000 kHz) Parameters

Min: 20.0000 Hz

Max: 4.00000 kHz





## Sequence Report



### SIG 2 - Main Measurements (44.1kHz) : 20hz-20khz Noise RMS Level

Waveform:	None
High-pass Filter:	Elliptic
High-pass Frequency:	20 Hz
Low-pass Filter:	Elliptic
Low-pass Frequency:	20 kHz
Weighting Filter:	Signal Path
Acquisition Time:	250.0 ms
Delay Time:	300.0 ms

### Noise Level (21/11/2023 11:47:57.758)

Ch1 7.748 uVrms  
Ch2 7.637 uVrms



## Sequence Report



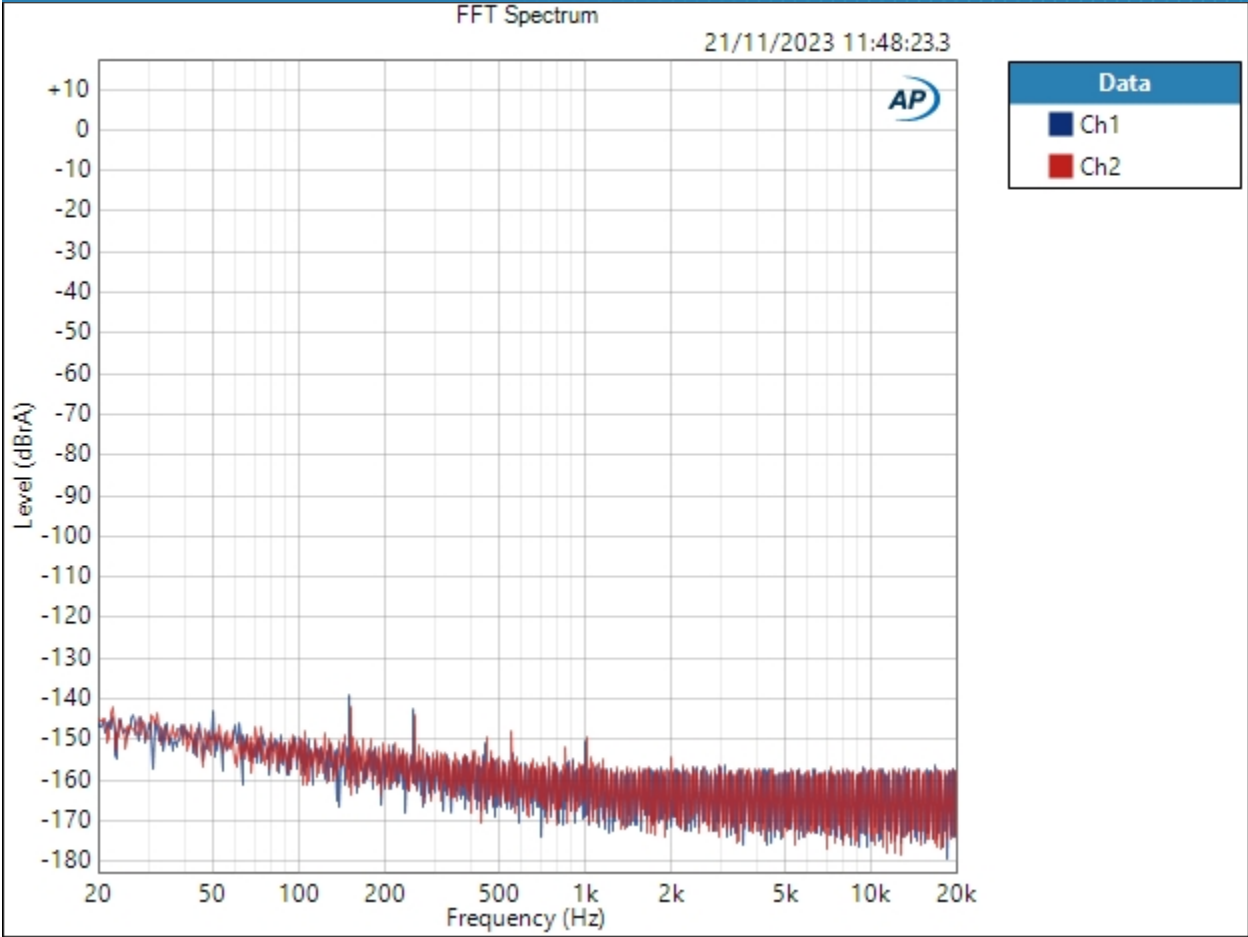
### SIG 2 - Main Measurements (44.1kHz) : Idle Noise FFT

Waveform: Sine  
Generator Level:  $-\infty$  dBFS  
DC Offset: 0.000 D  
Frequency: 1.00000 kHz  
Secondary Source: None  
Measured 1: 21/11/2023 11:48:23  
Acquisition Type: Auto  
Trigger: Free Run  
Delay Time: 500.0 ms  
Input Bandwidth: Use Signal Path  
FFT Length: 262144  
Averaging: Power  
Averages: 4  
Window: AP-Equiripple  
Record Acquisition: False  
Recording Type: Multiple Mono PCM (.wav)

FFT Spectrum (21/11/2023 11:48:23.399)



# Sequence Report AP



Result: ✔ PASSED



## Sequence Report



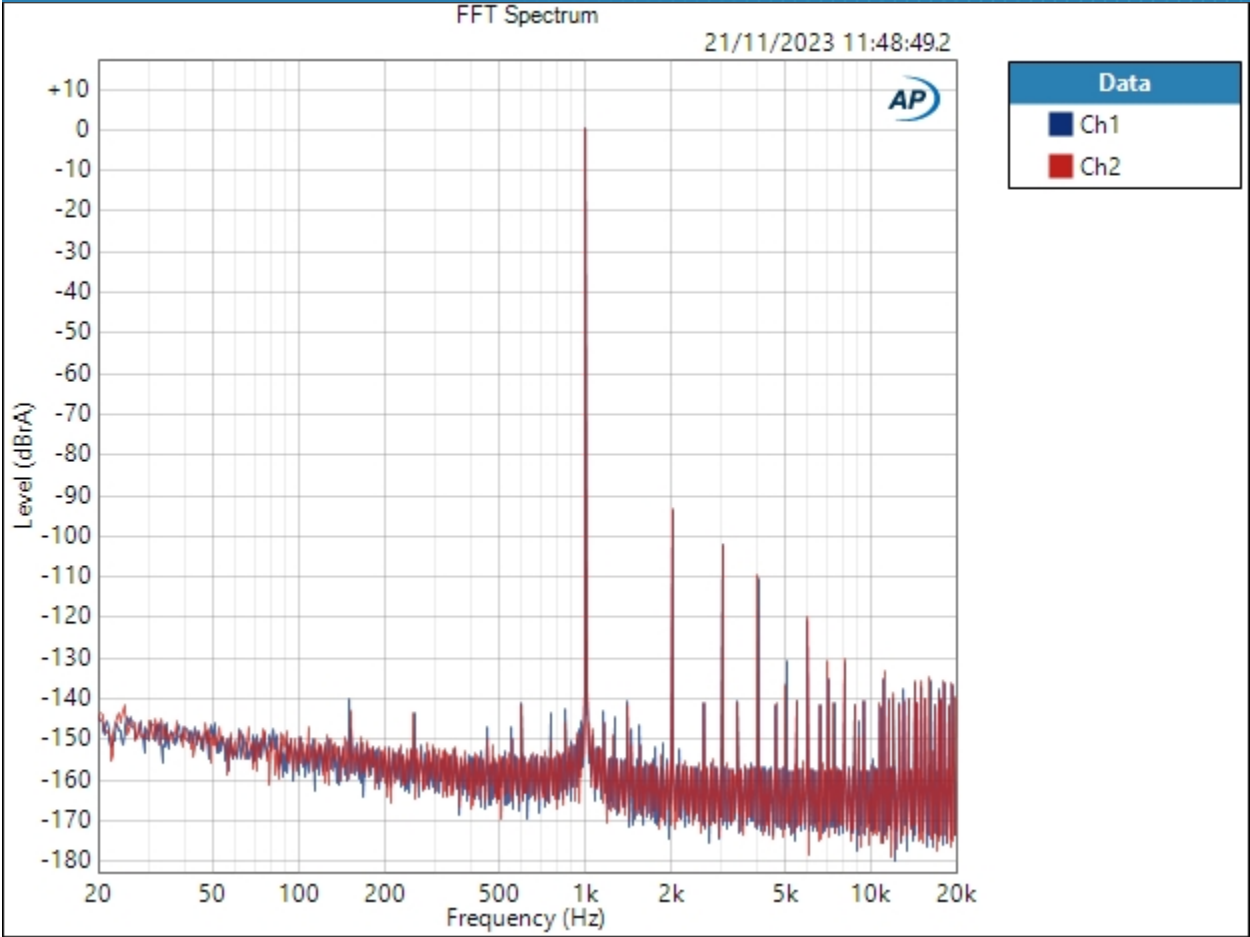
### SIG 2 - Main Measurements (44.1kHz) : 1kHz FFT (0dbfs)

Waveform: Sine  
Generator Level: -0.000 dBFS  
DC Offset: 0.000 D  
Frequency: 1.00000 kHz  
Secondary Source: None  
Measured 1: 21/11/2023 11:48:49  
Acquisition Type: Auto  
Trigger: Free Run  
Delay Time: 500.0 ms  
Input Bandwidth: Use Signal Path  
FFT Length: 262144  
Averaging: Power  
Averages: 4  
Window: AP-Equiripple  
Record Acquisition: False  
Recording Type: Multiple Mono PCM (.wav)

FFT Spectrum (21/11/2023 11:48:49.206)



Sequence Report AP



Result: ✔ PASSED



## Sequence Report



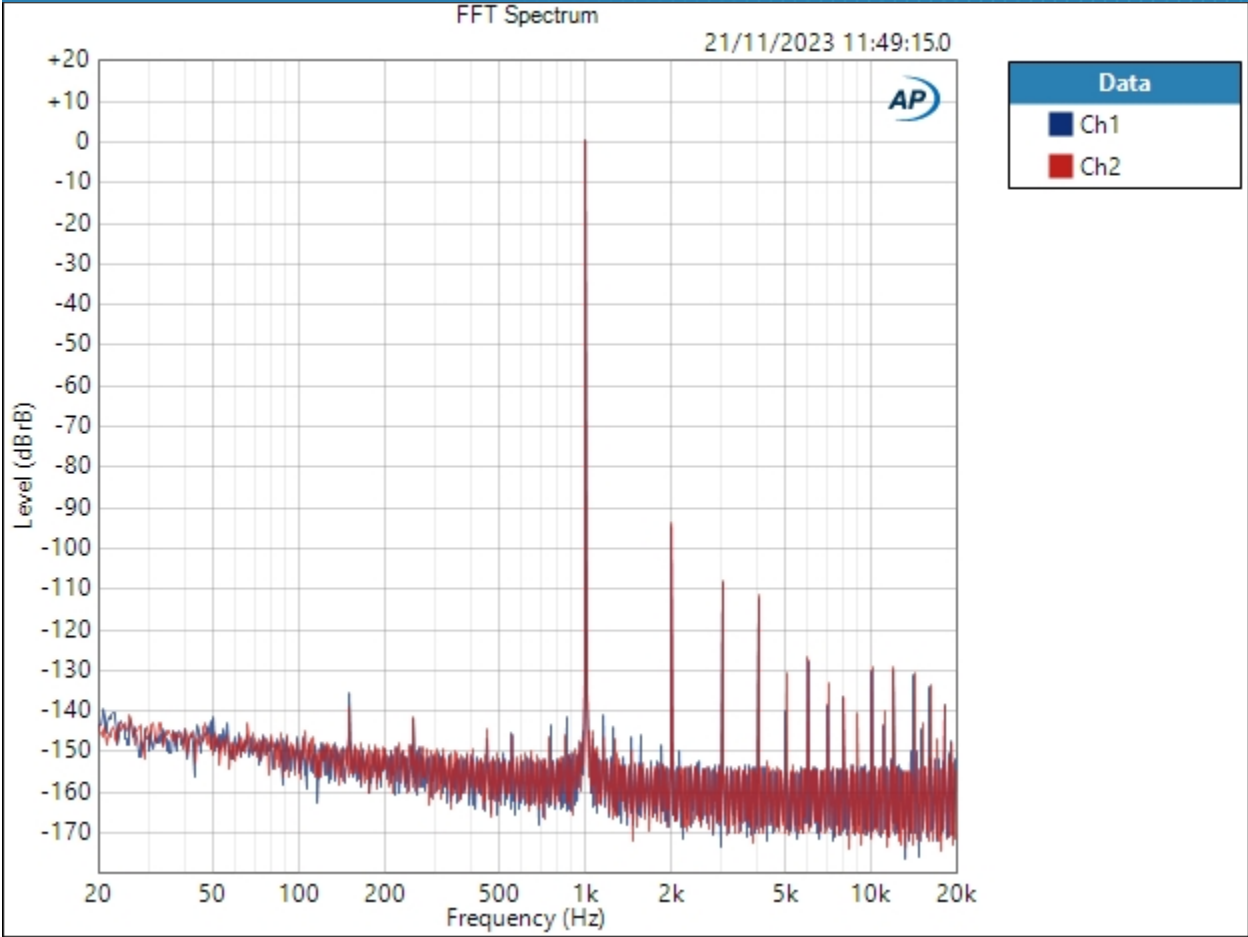
### SIG 2 - Main Measurements (44.1kHz) : 1kHz FFT (-3dbfs)

Waveform: Sine  
Generator Level: -3.000 dBFS  
DC Offset: 0.000 D  
Frequency: 1.00000 kHz  
Secondary Source: None  
Measured 1 21/11/2023 11:49:15  
Acquisition Type: Auto  
Trigger: Free Run  
Delay Time: 500.0 ms  
Input Bandwidth: Use Signal Path  
FFT Length: 262144  
Averaging: Power  
Averages: 4  
Window: AP-Equiripple  
Record Acquisition: False  
Recording Type: Multiple Mono PCM (.wav)

### FFT Spectrum (21/11/2023 11:49:15.004)



# Sequence Report



Result: PASSED



## Sequence Report



### SIG 2 - Main Measurements (44.1khz) : 50khz FFT (0dbfs)

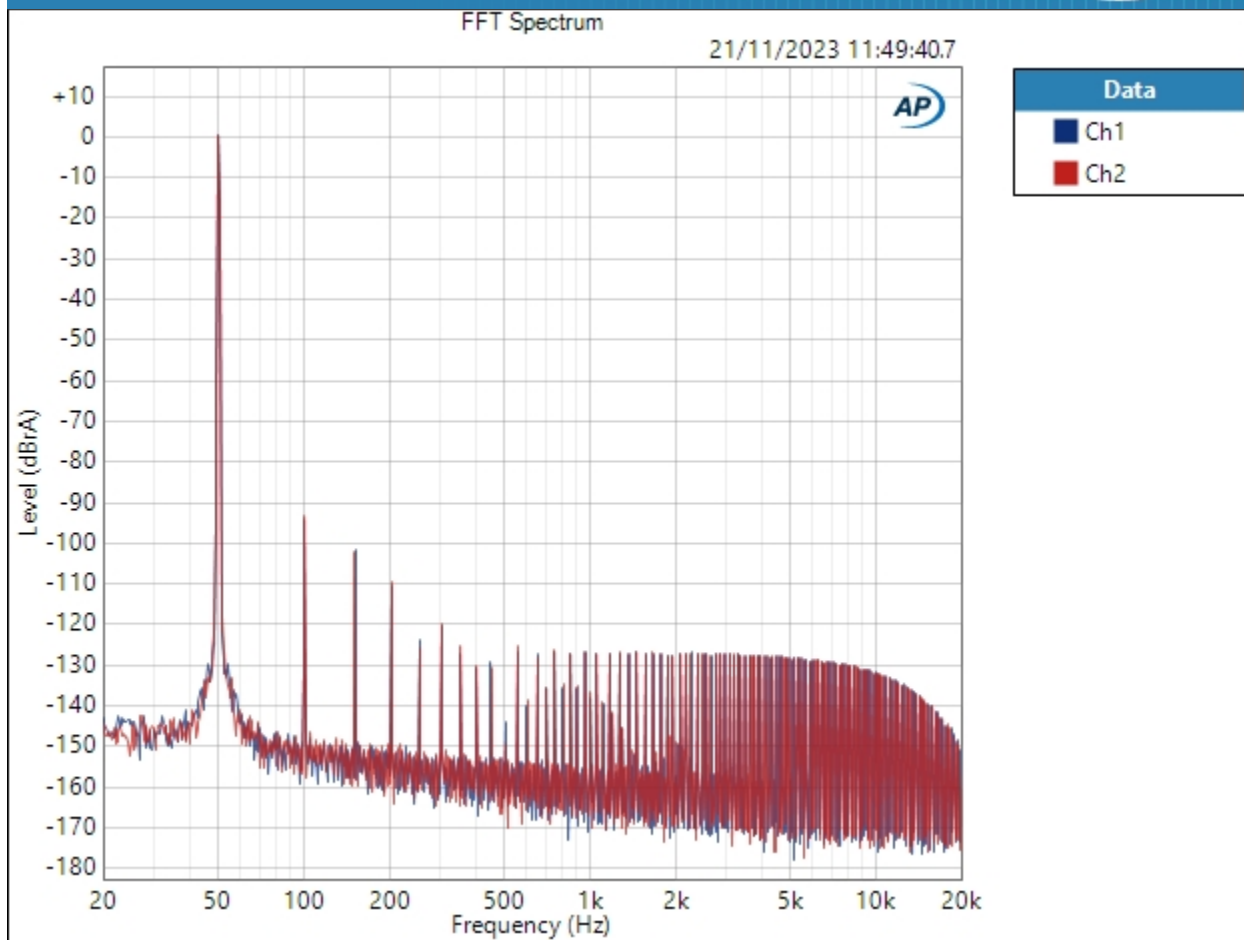
Waveform: Sine  
Generator Level: -0.000 dBFS  
DC Offset: 0.000 D  
Frequency: 50.0000 Hz  
Secondary Source: None  
Measured 1: 21/11/2023 11:49:40  
Acquisition Type: Auto  
Trigger: Free Run  
Delay Time: 500.0 ms  
Input Bandwidth: Use Signal Path  
FFT Length: 262144  
Averaging: Power  
Averages: 4  
Window: AP-Equiripple  
Record Acquisition: False  
Recording Type: Multiple Mono PCM (.wav)

FFT Spectrum (21/11/2023 11:49:40.792)





# Sequence Report



Result: PASSED



## Sequence Report



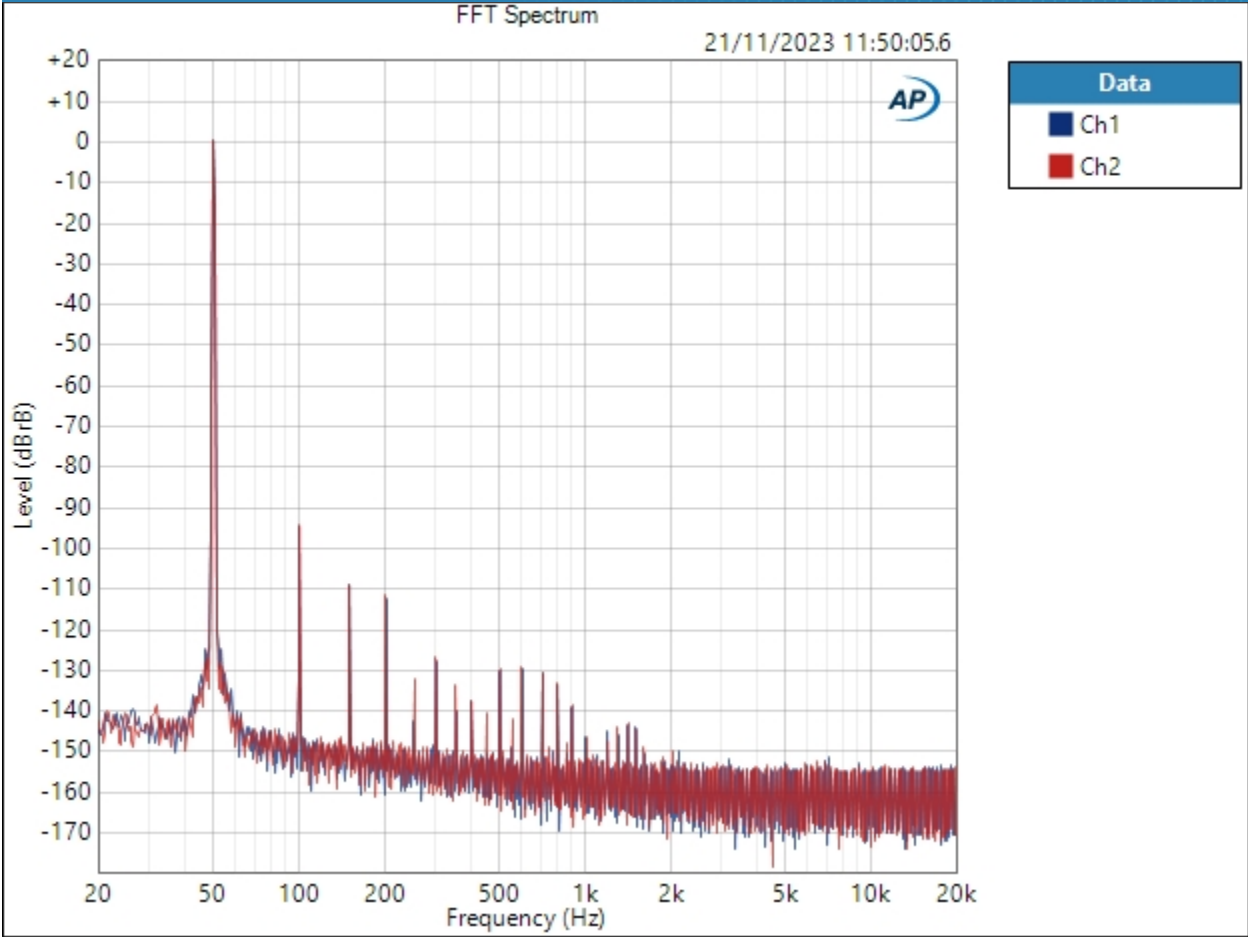
### SIG 2 - Main Measurements (44.1kHz) : 50hz FFT (-3dbfs)

Waveform: Sine  
Generator Level: -3.000 dBFS  
DC Offset: 0.000 D  
Frequency: 50.0000 Hz  
Secondary Source: None  
Measured 1: 21/11/2023 11:50:05  
Acquisition Type: Auto  
Trigger: Free Run  
Delay Time: 250.0 ms  
Input Bandwidth: Use Signal Path  
FFT Length: 262144  
Averaging: Power  
Averages: 4  
Window: AP-Equiripple  
Record Acquisition: False  
Recording Type: Multiple Mono PCM (.wav)

FFT Spectrum (21/11/2023 11:50:05.659)



# Sequence Report AP



Result: ✔ PASSED



## Sequence Report



### SIG 2 - Main Measurements (44.1kHz) : Effective Number of Bits 0dbfs

Waveform: Sine (1 kHz)  
Generator Level: -0.000 dBFS  
DC Offset: 0.000 D  
Frequency: 1.00000 kHz  
High-pass Filter: Elliptic  
High-pass Frequency: 20 Hz  
Low-pass Filter: Elliptic  
Low-pass Frequency: 20 kHz  
Weighting Filter: Signal Path  
Notch Tuning Mode: Measured Frequency

### ENOB (21/11/2023 11:50:07.839)

Ch1 15.1  
Ch2 15.0

### SIG 2 - Main Measurements (44.1kHz) : Effective Number of Bits -3dbfs

Waveform: Sine (1 kHz)  
Generator Level: -3.000 dBFS  
DC Offset: 0.000 D  
Frequency: 1.00000 kHz  
High-pass Filter: Elliptic  
High-pass Frequency: 20 Hz  
Low-pass Filter: Elliptic  
Low-pass Frequency: 20 kHz  
Weighting Filter: Signal Path  
Notch Tuning Mode: Measured Frequency

### ENOB (21/11/2023 11:50:09.753)

Ch1 15.3  
Ch2 15.2



## Sequence Report



### SIG 2 - Main Measurements (44.1kHz) : THD+N 0dbfs

Waveform: Sine  
 Generator Level: -0.000 dBFS  
 DC Offset: 0.000 D  
 Frequency: 1.00000 kHz  
 High-pass Filter: Elliptic  
 High-pass Frequency: 20 Hz  
 Low-pass Filter: Elliptic  
 Low-pass Frequency: 20 kHz  
 Weighting Filter: Signal Path  
 Notch Tuning Mode: Measured Frequency

#### THD+N Ratio (21/11/2023 11:50:12.193)

Ch1 0.002273 %  
 Ch2 0.002459 %

#### THD+N Level (21/11/2023 11:50:12.193)

Ch1 -92.866 dBrA  
 Ch2 -92.159 dBrA

#### Noise Level (21/11/2023 11:50:12.193)

Ch1 8.311 uVrms  
 Ch2 8.148 uVrms

#### Distortion Product Ratio (21/11/2023 11:50:12.193)

Channel	F	H2	H3	H4	H5	H6	H7	H8	H9	H10
	1.000k	2.000k	3.000k	4.000k	5.000k	6.000k	7.000k	8.000k	9.000k	10.00k
Ch1	-0.00	-93.57	-101.99	-110.43	-129.42	-120.53	-135.56	-131.08	-139.76	-146.09
	1.000k	2.000k	3.000k	4.000k	5.000k	6.000k	7.000k	8.000k	9.000k	10.00k
Ch2	-0.00	-92.85	-101.94	-109.81	-135.12	-119.34	-130.59	-128.90	-145.42	-144.65

#### Distortion Product Ratio Parameters

Frequency Unit: Hz  
 Ratio Unit: dB  
 Channel: Ch1



## Sequence Report



### SIG 2 - Main Measurements (44.1kHz) : THD+N -3dbfs

Waveform: Sine  
 Generator Level: -3.000 dBFS  
 DC Offset: 0.000 D  
 Frequency: 1.00000 kHz  
 High-pass Filter: Elliptic  
 High-pass Frequency: 20 Hz  
 Low-pass Filter: Elliptic  
 Low-pass Frequency: 20 kHz  
 Weighting Filter: Signal Path  
 Notch Tuning Mode: Measured Frequency

#### THD+N Ratio (21/11/2023 11:50:14.160)

Ch1 0.001988 %  
 Ch2 0.002164 %

#### THD+N Level (21/11/2023 11:50:14.160)

Ch1 -94.035 dBrB  
 Ch2 -93.271 dBrB

#### Noise Level (21/11/2023 11:50:14.160)

Ch1 7.701 uVrms  
 Ch2 7.876 uVrms

#### Distortion Product Ratio (21/11/2023 11:50:14.160)

Channel	F	H2	H3	H4	H5	H6	H7	H8	H9	H10
	1.000k	2.000k	3.000k	4.000k	5.000k	6.000k	7.000k	8.000k	9.000k	10.00k
Ch1	-0.00	-94.33	-108.65	-112.34	-136.40	-126.58	-141.24	-133.09	-144.82	-131.12
	1.000k	2.000k	3.000k	4.000k	5.000k	6.000k	7.000k	8.000k	9.000k	10.00k
Ch2	-0.00	-93.60	-108.21	-111.49	-129.00	-127.63	-132.25	-136.11	-140.85	-130.03

#### Distortion Product Ratio Parameters

Frequency Unit: Hz  
 Ratio Unit: dB  
 Channel: Ch1



## Sequence Report



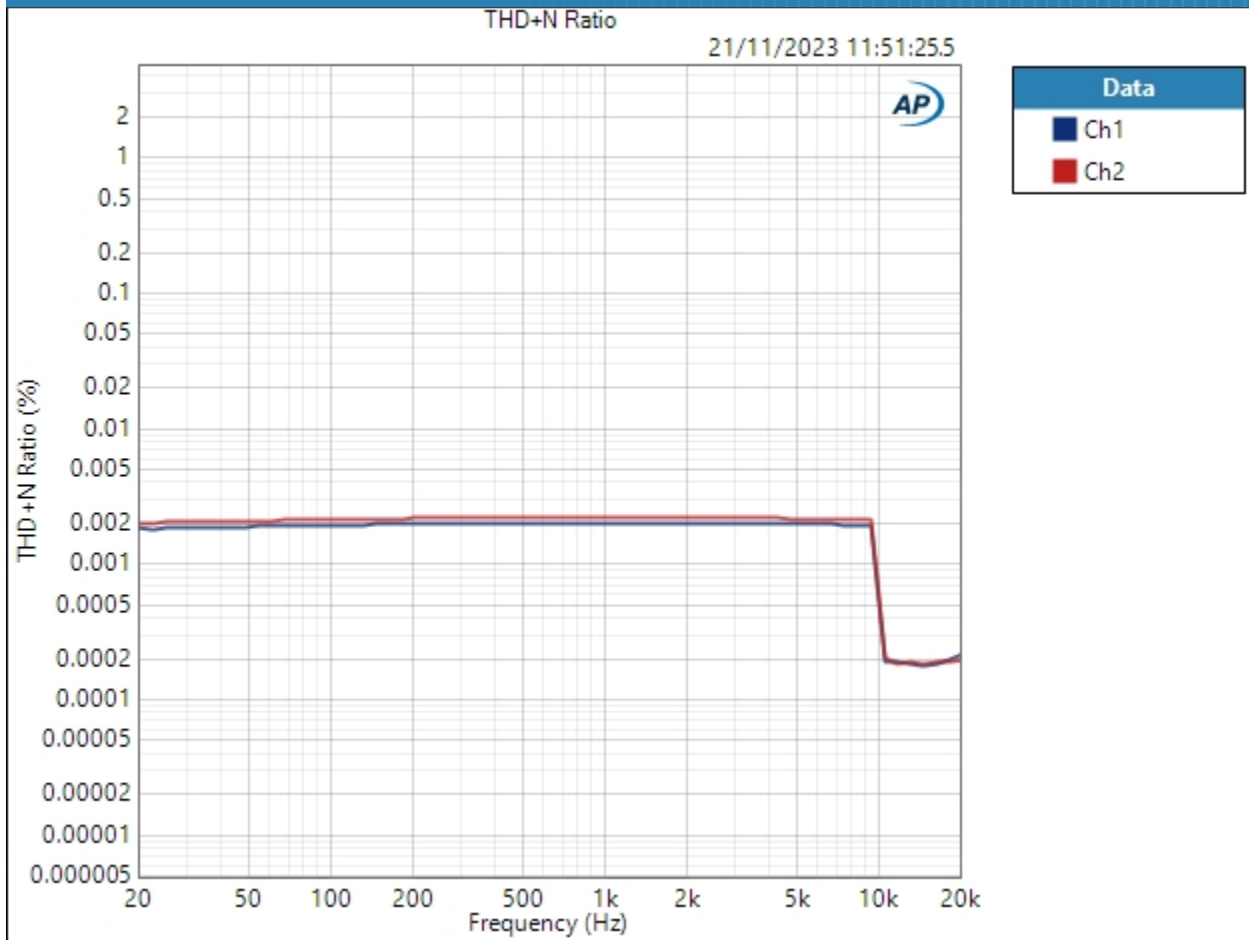
### SIG 2 - Main Measurements (44.1kHz) : THD+N/Frequency

Waveform:	Sine
Generator Level:	-3.000 dBFS
DC Offset:	0.000 D
EQ:	None
Start Frequency:	20.0000 kHz
Stop Frequency:	20.0000 Hz
Step Type:	Logarithmic
Number of Points:	64
High-pass Filter:	Elliptic
High-pass Frequency:	20 Hz
Low-pass Filter:	Signal Path
Weighting Filter:	Signal Path
Phase Ref Channel:	Ch1
Measured 1	21/11/2023 11:51:25

THD+N Ratio (21/11/2023 11:51:25.572)



# Sequence Report



Result: ✔ PASSED





## Sequence Report



### SIG 2 - Main Measurements (44.1kHz) : Dynamic Range - AES17

Waveform: Sine  
Generator Level: -0.000 dBFS  
DC Offset: 0.000 D  
Frequency: 0.99700 kHz  
Level Ratio: -60.000 dB  
High-pass Filter: Signal Path  
Low-pass Filter: Elliptic  
Low-pass Frequency: 20 kHz  
Weighting Filter: CCIR-2k

### Dynamic Range - AES17 (21/11/2023 11:51:33.157)

Ch1 115.172 dB  
Ch2 115.183 dB

### SIG 2 - Main Measurements (44.1kHz) : Signal to Noise Ratio

Waveform: Sine  
Generator Level: -0.000 dBFS  
DC Offset: 0.000 D  
Frequency: 1.00000 kHz  
High-pass Filter: Elliptic  
High-pass Frequency: 20 Hz  
Low-pass Filter: Elliptic  
Low-pass Frequency: 20 kHz  
Weighting Filter: Signal Path

### Signal to Noise Ratio (21/11/2023 11:51:36.575)

Ch1 116.181 dB  
Ch2 116.096 dB



## Sequence Report



### SIG 2 - Main Measurements (44.1khz) : IMD ( SMPTE )

IMD Type: SMPTE  
Waveform: IMD  
Generator Level: -0.000 dBFS  
DC Offset: 0.000 D  
Frequency 1: 60.0000 Hz  
Frequency 2: 7.00000 kHz  
Frequency Ratio: 4:1  
IMD Split: False

### SMPTE Ratio (21/11/2023 11:51:38.504)

Ch1 -82.619 dB  
Ch2 -82.229 dB

### SMPTE Distortion Product Ratio (21/11/2023 11:51:38.504)

Channel	f1	d5	d4	d3	d2	f2	d2	d3	d4	d5
	60.00	6.760k	6.820k	6.880k	6.940k	7.000k	7.060k	7.120k	7.180k	7.240k
Ch1	12.04	-116.77	-103.53	-95.01	-89.97	0.00	-90.05	-94.97	-103.87	-116.68
	60.00	6.760k	6.820k	6.880k	6.940k	7.000k	7.060k	7.120k	7.180k	7.240k
Ch2	12.04	-119.85	-102.32	-96.16	-89.28	0.00	-89.29	-96.23	-102.13	-121.41

### SMPTE Distortion Product Ratio Parameters

Frequency Unit: Hz  
Ratio Unit: dB  
Channel: Ch1



## Sequence Report



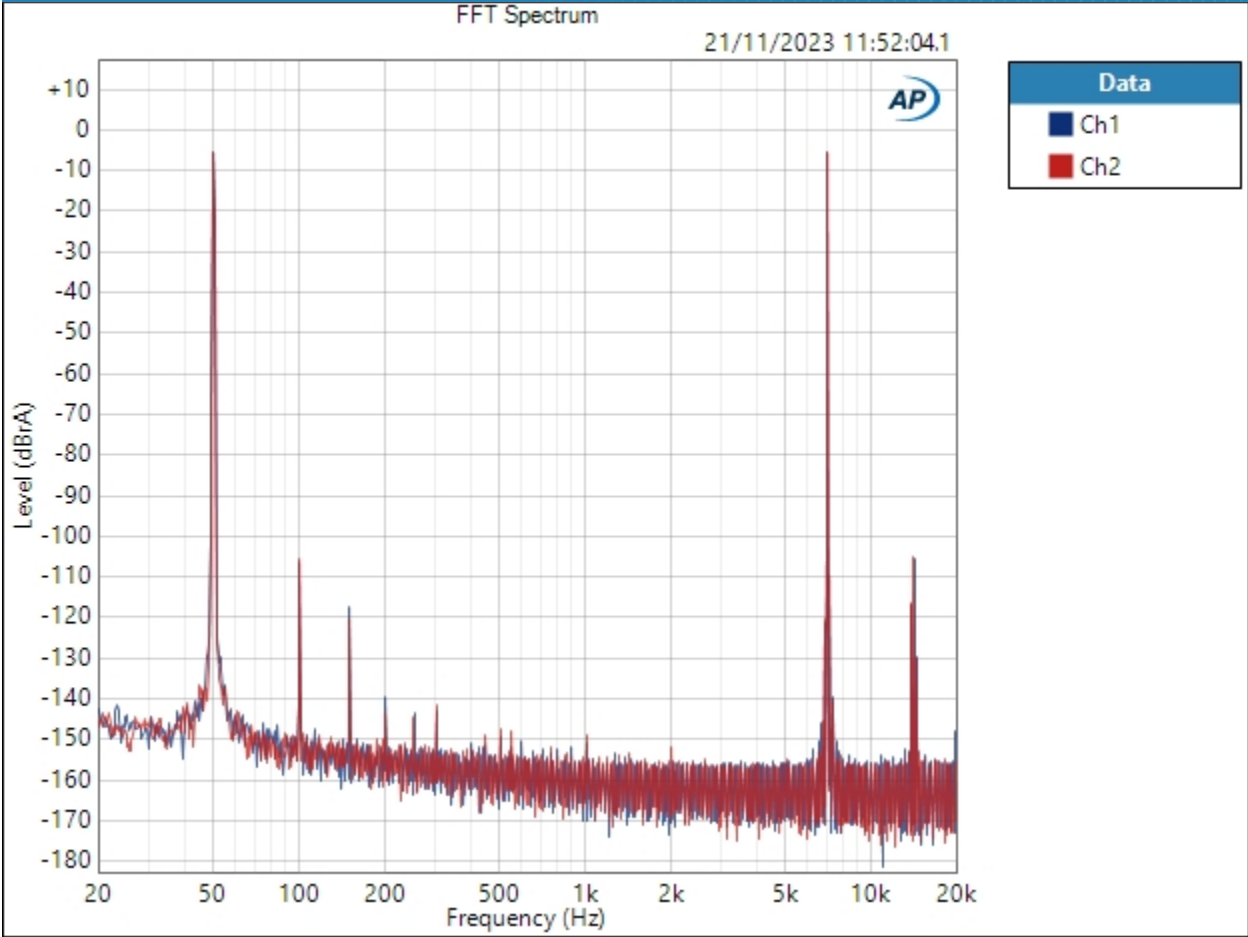
SIG 2 - Main Measurements (44.1kHz) : 50hz/7khz IMD SMPTE FFT

Waveform: Sine, Dual  
Generator Level: -0.000 dBFS  
DC Offset: 0.000 D  
Frequency: 50.0000 Hz  
Frequency B: 7.00000 kHz  
IMD Split: No  
FB:FA Ratio: 1.000 x/y  
Secondary Source: None  
Measured 1: 21/11/2023 11:52:04  
Acquisition Type: Auto  
Trigger: Free Run  
Delay Time: 500.0 ms  
Input Bandwidth: Use Signal Path  
FFT Length: 262144  
Averaging: Power  
Averages: 4  
Window: AP-Equiripple  
Record Acquisition: False  
Recording Type: Multiple Mono PCM (.wav)

FFT Spectrum (21/11/2023 11:52:04.124)



# Sequence Report AP



Result: ✔ PASSED



## Sequence Report



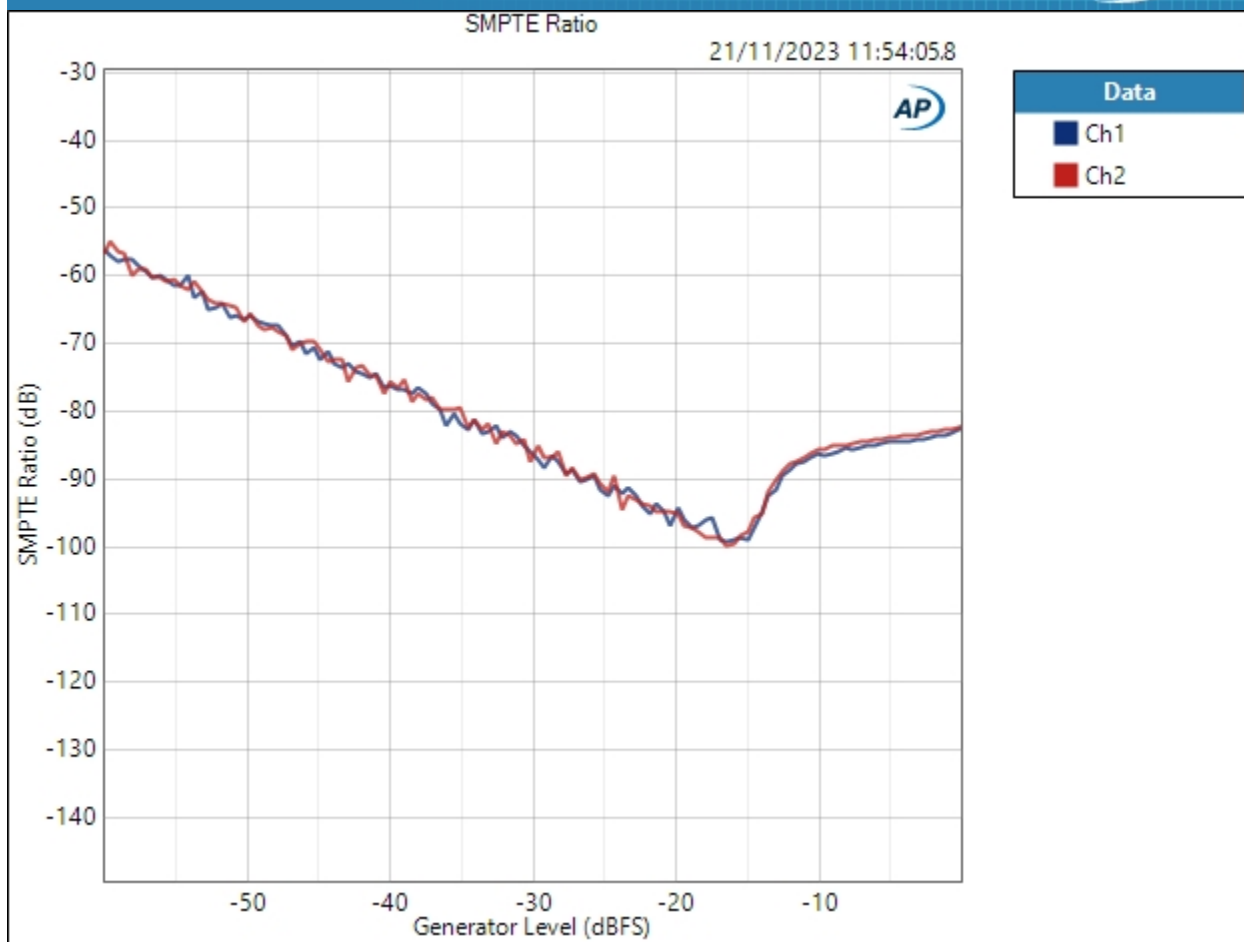
### SIG 2 - Main Measurements (44.1kHz) : IMD Level Sweep ( SMPTE )

IMD Type: SMPTE  
Frequency 1: 60.0000 Hz  
Frequency 2: 7.00000 kHz  
Frequency Ratio: 4:1  
IMD Split: False  
Start Level: -60.000 dBFS  
Stop Level: -0.000 dBFS  
Step Type: Linear  
Number of Points: 124  
Step Size: +0.488 dBFS  
Measured 1 21/11/2023 11:54:05

SMPTE Ratio (21/11/2023 11:54:05.890)



## Sequence Report

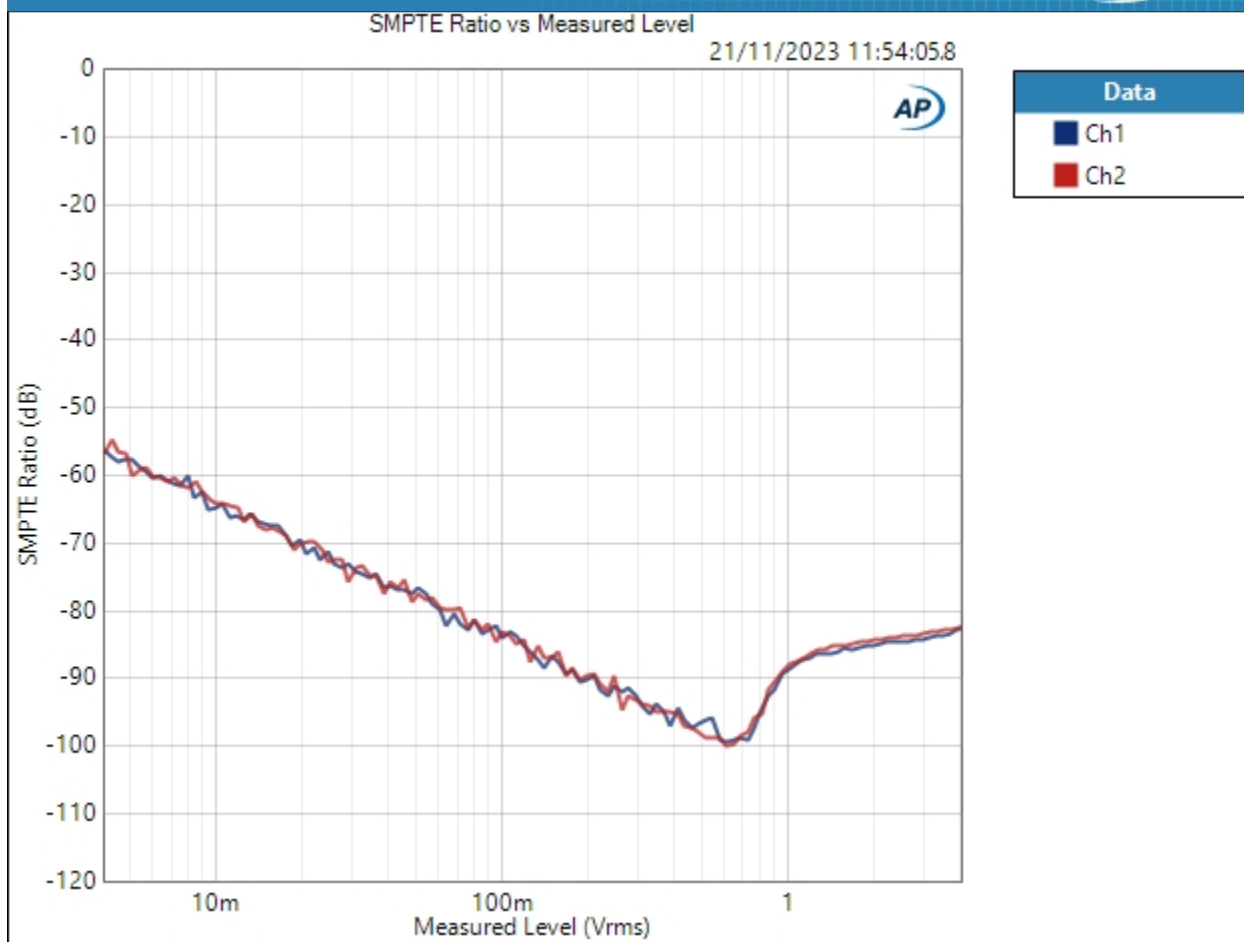


Result: ✔ PASSED

SMPTE Ratio vs Measured Level (21/11/2023 11:54:05.890)



## Sequence Report



Result: PASSED



## Sequence Report



### SIG 2 - Main Measurements (44.1kHz) : Linearity

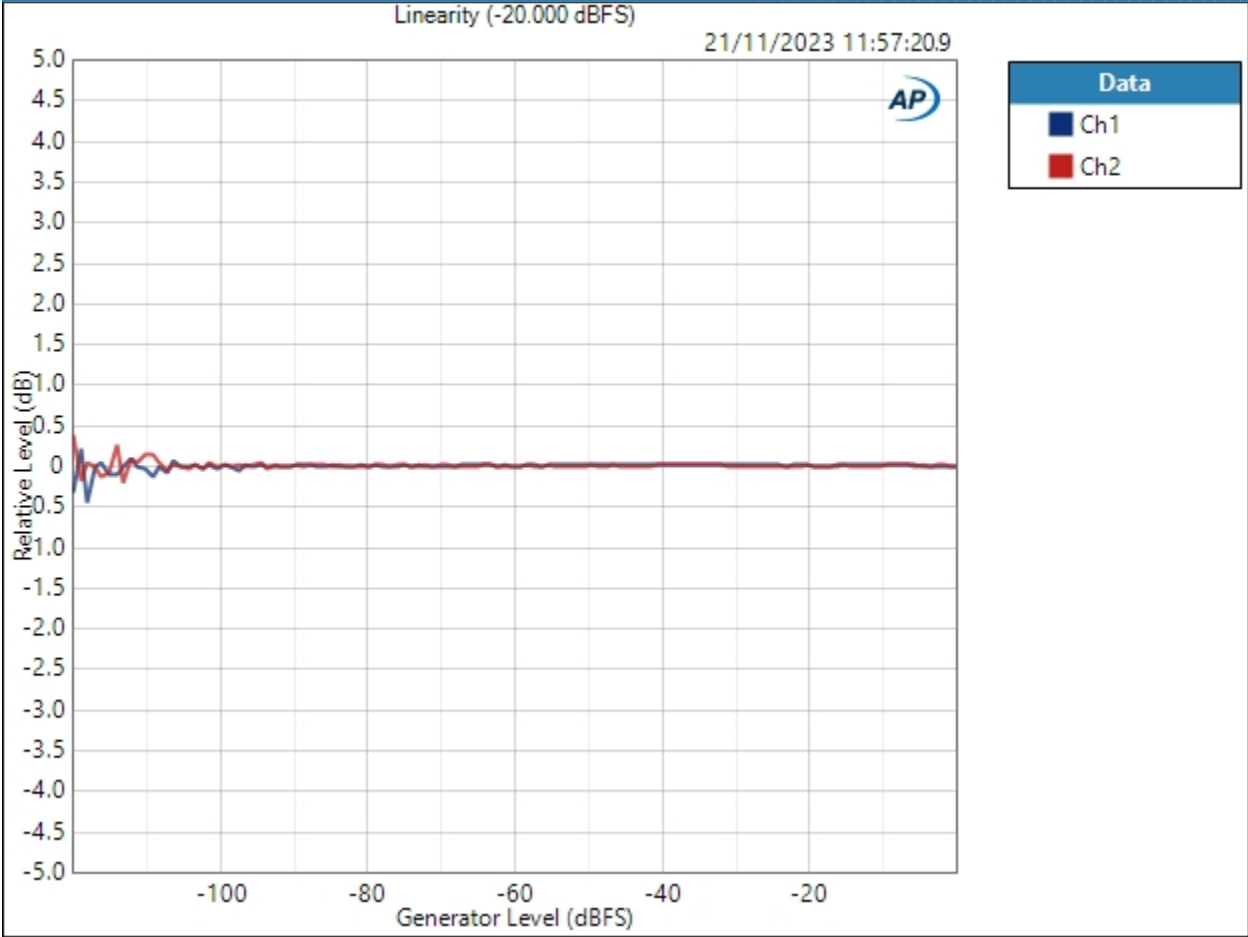
Waveform:	Sine
Frequency:	1.00000 kHz
Start Level:	-120.000 dBFS
Stop Level:	-0.000 dBFS
Step Type:	Linear
Number of Points:	124
Step Size:	+0.976 dBFS
Offset:	0.000 D
Selectivity:	1/24 octave
Bandpass Tuning Mode:	Generator Frequency
Measured 1	21/11/2023 11:57:20

Linearity (-20.000 dBFS) (21/11/2023 11:57:20.935)





# Sequence Report AP



### Linearity (-20.000 dBFS) Parameters

Mode: Normalized at Reference

Relative Level: -20.000 dBFS

Result: ✔ PASSED



## Sequence Report



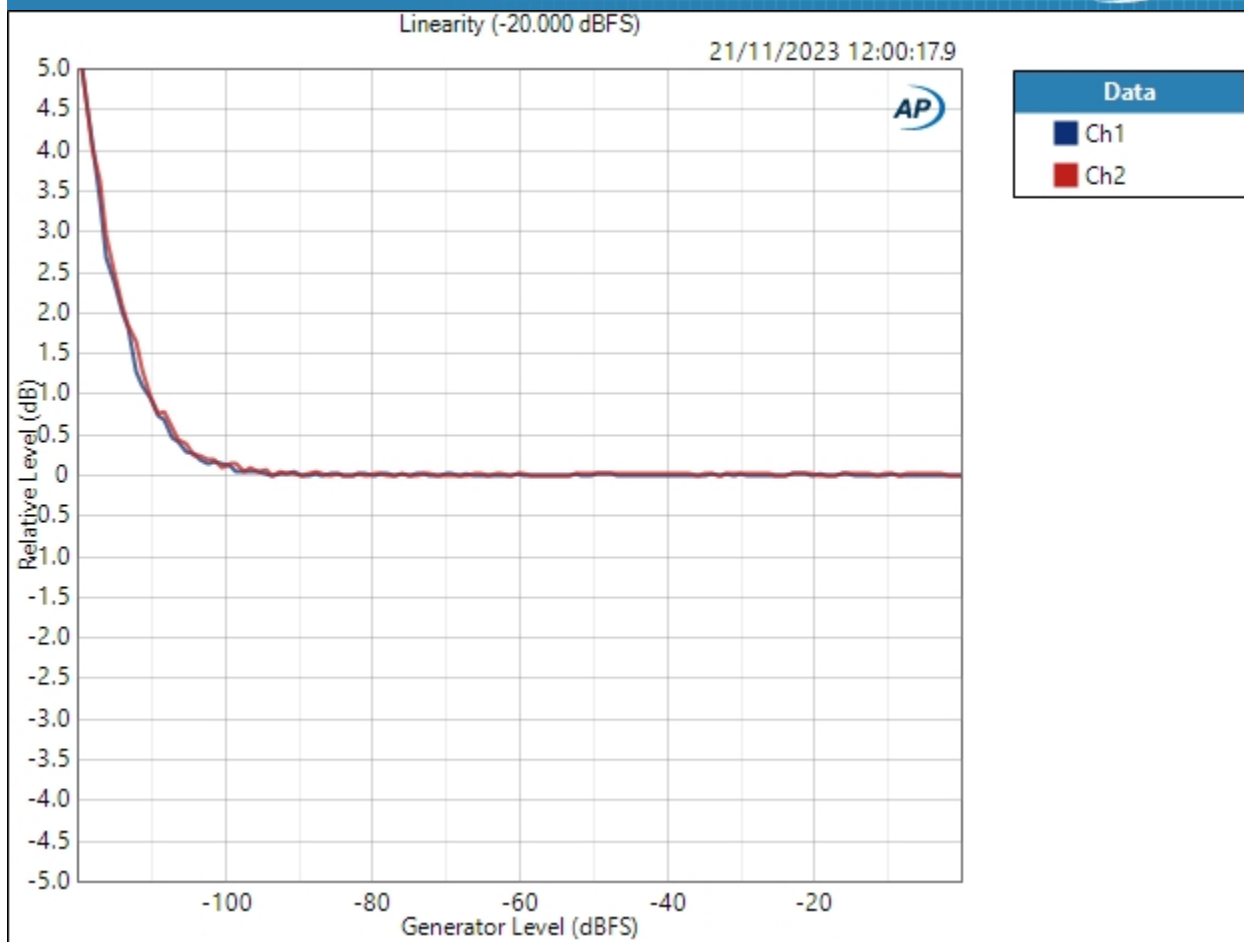
### SIG 2 - Main Measurements (44.1kHz) : Linearity (No Bandpass)

Waveform:	Sine
Frequency:	1.00000 kHz
Start Level:	-120.000 dBFS
Stop Level:	-0.000 dBFS
Step Type:	Linear
Number of Points:	124
Step Size:	+0.976 dBFS
Offset:	0.000 D
High-pass Filter:	Elliptic
High-pass Frequency:	20 Hz
Low-pass Filter:	Elliptic
Low-pass Frequency:	20 kHz
Weighting Filter:	Signal Path
Notch Tuning Mode:	Generator Frequency
Measured 1	21/11/2023 12:00:17

Linearity (-20.000 dBFS) (21/11/2023 12:00:17.965)



## Sequence Report



### Linearity (-20.000 dBFS) Parameters

Mode: Normalized at Reference

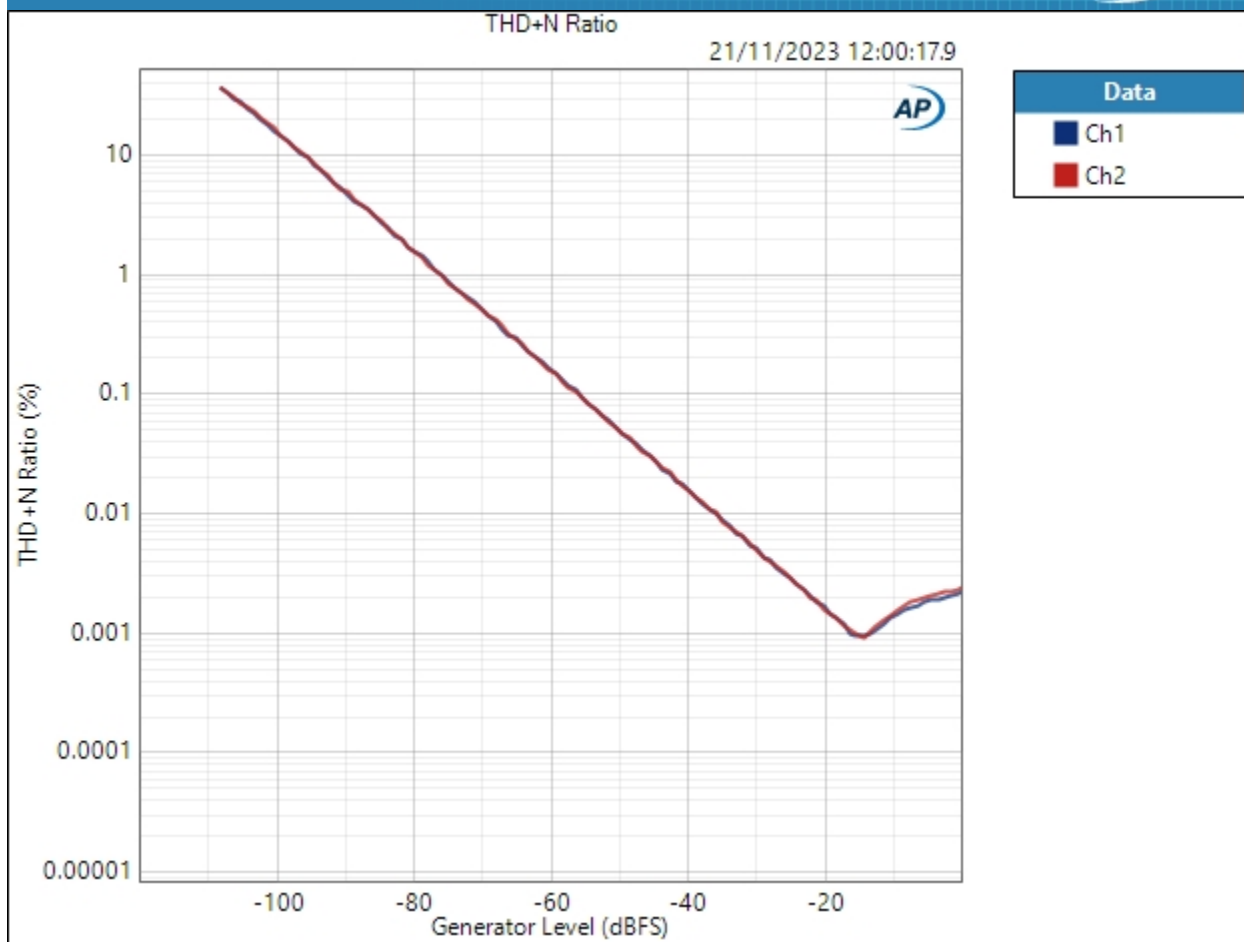
Relative Level: -20.000 dBFS

Result: ✔ PASSED

THD+N Ratio (21/11/2023 12:00:17.965)



## Sequence Report

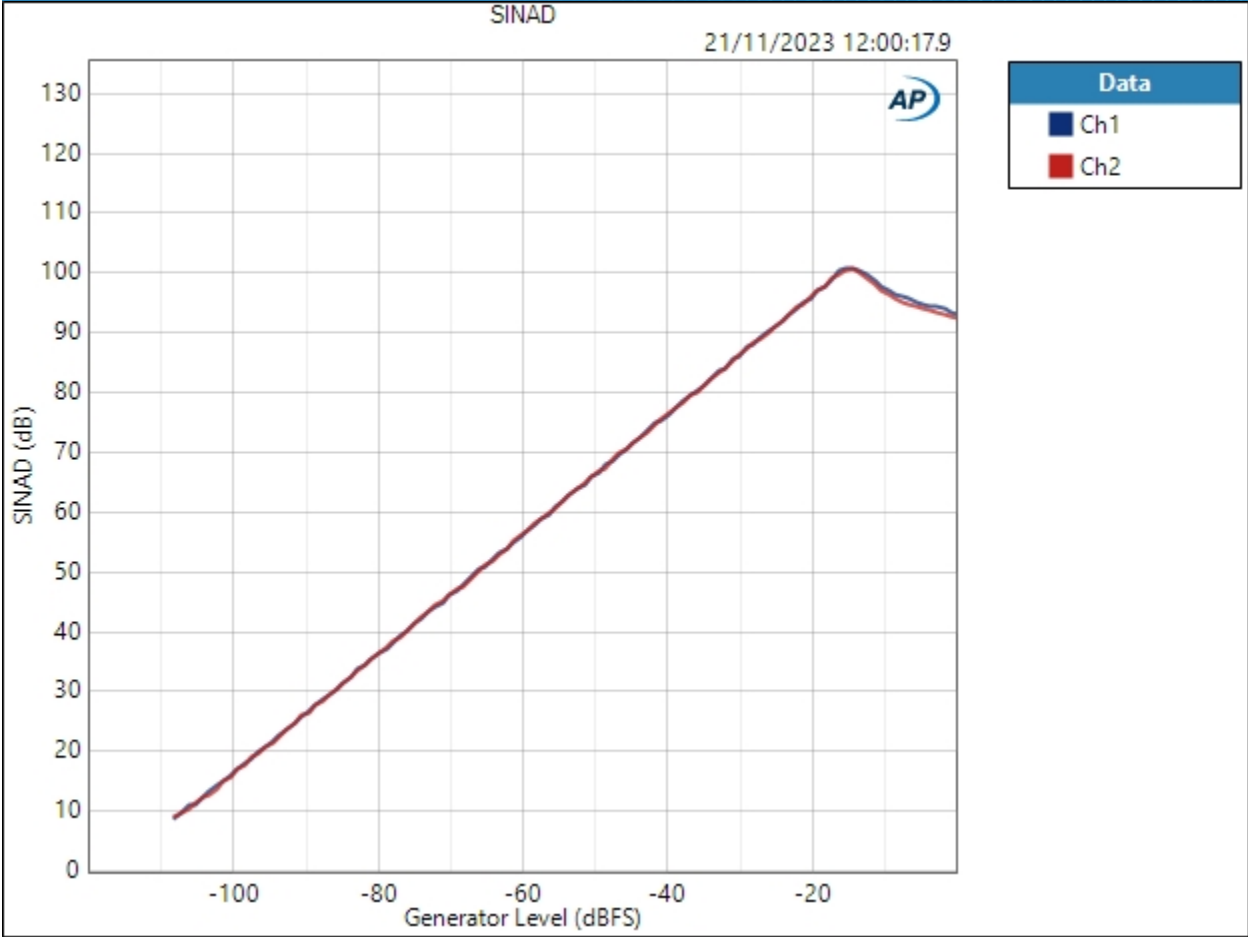


Result: PASSED

SINAD (21/11/2023 12:00:17.965)



# Sequence Report AP

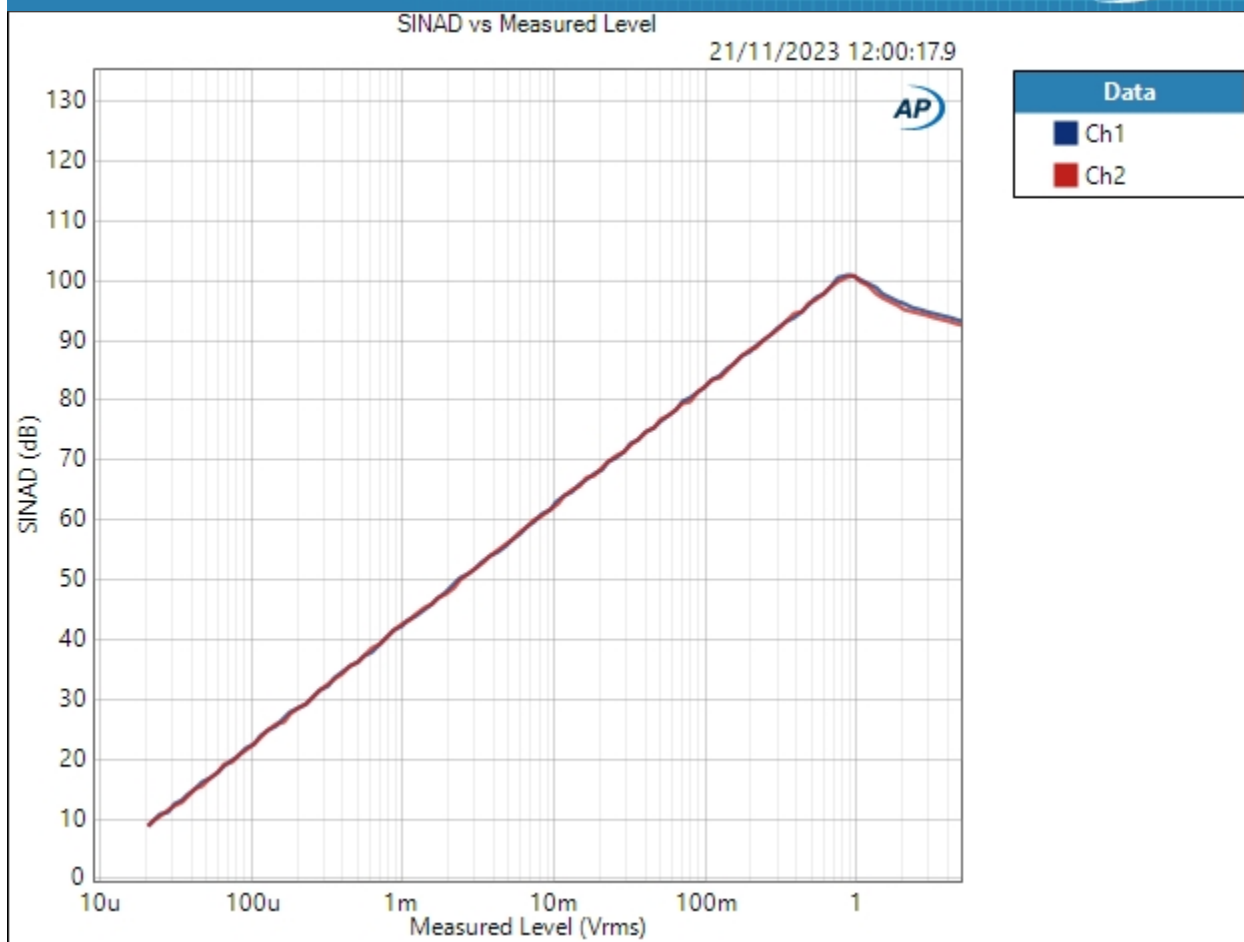


Result: ✔ PASSED

SINAD vs Measured Level (21/11/2023 12:00:17.965)



## Sequence Report



Result: PASSED



## Sequence Report



SIG 2 - Main Measurements (44.1kHz) : Crosstalk Sweep, One Channel Driven

Generator Level: -0.000 dBFS

DC Offset: 0.000 D

Start Frequency: 20.0000 kHz

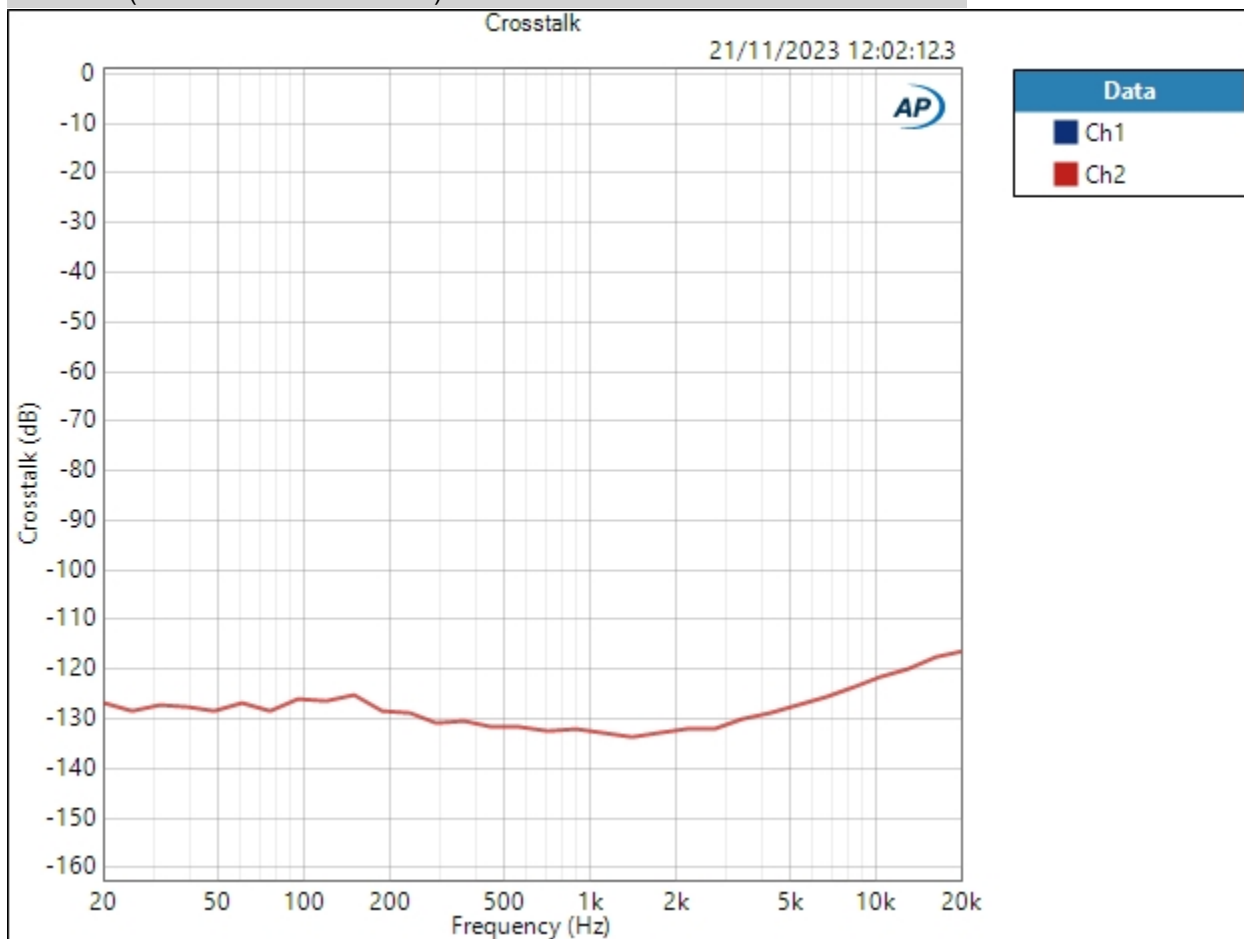
Stop Frequency: 20.0000 Hz

Step Type: Logarithmic

Number of Points: 32

Measured 1 21/11/2023 12:02:12

Crosstalk (21/11/2023 12:02:12.302)





## Sequence Report



### Crosstalk Parameters

Source: Ch1

Result:  PASSED

### SIG 2 - Main Measurements (44.1kHz) : DC Offset (active)

Waveform: Sine  
Generator Level: -3.000 dBFS  
DC Offset: 0.000 D  
Frequency: 1.00000 kHz  
Delay Time: 400.0 ms  
Acquisition Time: 333.0 ms

### DC Level (21/11/2023 12:04:12.498)

Ch1 647.9 uV  
Ch2 664.6 uV

### SIG 2 - Main Measurements (44.1kHz) : DC Offset (idle)

Waveform: Sine  
Generator Level:  $-\infty$  dBFS  
DC Offset: 0.000 D  
Frequency: 1.00000 kHz  
Delay Time: 100.0 ms  
Acquisition Time: 333.0 ms

### DC Level (21/11/2023 12:04:18.900)

Ch1 487.5 uV  
Ch2 653.3 uV





## Sequence Report



### SIG 3 - 44.1kHz Jitter : Signap Path Setup

Output Connector:	ASIO
Asio Device:	ASIO4ALL v2
Scaling Mode:	Digital
Output Sample Rate:	44.1000 kHz
Output Latency:	Auto
Buffer Size:	1024
Clock Source:	Big Ben
Input 1:	Analog Balanced
Measure:	Auto
Channels:	Auto (2 Channels)
Ch1	Data from Ch1, Sensitivity = 0.00 dB, Gain = 0.00 dB
Ch2	Data from Ch2, Sensitivity = 0.00 dB, Gain = 0.00 dB
Input Bandwidth:	AC (<10 Hz) - 90k (192 kHz SR)
Input EQ:	None
Termination:	200 kohm
High Performance Sine Analyzer:	Disabled
Input 2:	None
Device Delay:	0.000 s
• References	
dBr G:	-20.000 dBFS
Shared Frequency Reference:	1.00000 kHz
Analog Input	
dBrA:	4.944 Vrms
dBrB:	4.944 Vrms
dBrA Offset:	0.000 dB
dBrB Offset:	3.000 dB
dB SPL1:	4.944 Vrms
dB SPL2:	4.944 Vrms
dB SPL1 Calibrator Level:	60.000 dB SPL
dB SPL2 Calibrator Level:	50.000 dB SPL



## Sequence Report



dBm (Input Power):	600.0 ohm
W(watts) (Input Power):	8.000 ohm
• DCX	
DCX is not detected.	
• Clocks	
Output Rate:	Track Output SR
Sync Out Level:	3.300 V
Sync Out Polarity:	Normal
Timebase Reference:	Internal
Jitter:	Disabled
• Triggers	
Source:	Off
Input Logic Level:	3.300 V
Edge:	Rising



## Sequence Report



SIG 3 - 44.1khz Jitter : 44.1khz J-Test (Jitter)

Waveform: J-test\_44k\_PCM24\_LR.wav

Bit Exact: True

Start Offset (sec): 0.000 s

Secondary Source: None

Measured 1 21/11/2023 12:05:21

Acquisition Type: Auto

Trigger: Free Run

Delay Time: 500.0 ms

Input Bandwidth: Use Signal Path

FFT Length: 1248000

Averaging: Power

Averages: 8

Window: AP-Equiripple

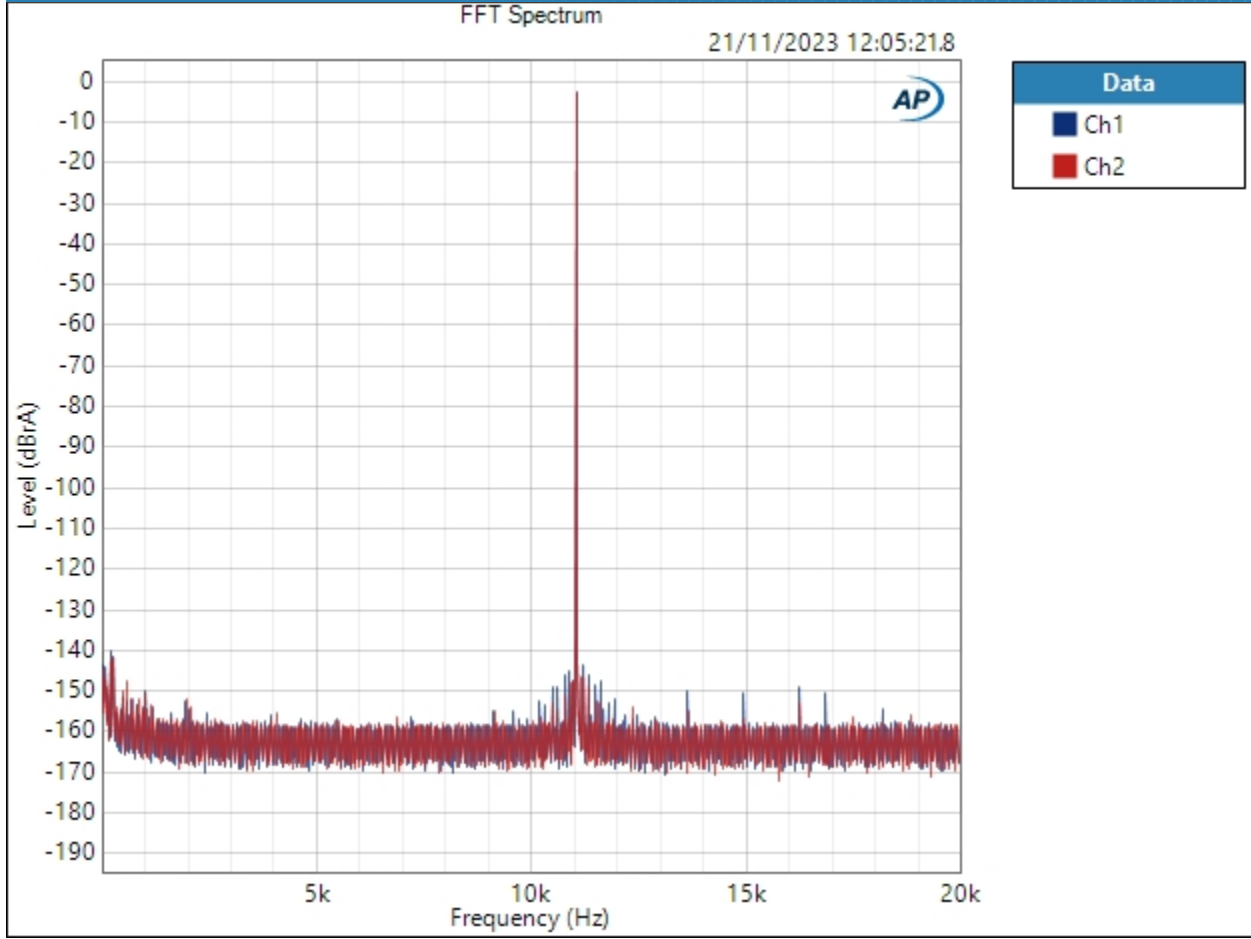
Record Acquisition: False

Recording Type: Multiple Mono PCM (.wav)

FFT Spectrum (21/11/2023 12:05:21.854)



# Sequence Report AP



Result: ✔ PASSED



## Sequence Report



### SIG 4 - 48khz Jitter : Signap Path Setup

Output Connector:	ASIO
Asio Device:	ASIO4ALL v2
Scaling Mode:	Digital
Output Sample Rate:	48.0000 kHz
Output Latency:	Auto
Buffer Size:	2048
Clock Source:	Big Ben
Input 1:	Analog Balanced
Measure:	Auto
Channels:	Auto (2 Channels)
Ch1	Data from Ch1, Sensitivity = 0.00 dB, Gain = 0.00 dB
Ch2	Data from Ch2, Sensitivity = 0.00 dB, Gain = 0.00 dB
Input Bandwidth:	AC (<10 Hz) - AES17 (20 kHz)
Input EQ:	None
Termination:	200 kohm
High Performance Sine Analyzer:	Disabled
Input 2:	None
Device Delay:	0.000 s
• References	
dBr G:	-20.000 dBFS
Shared Frequency Reference:	1.00000 kHz
Analog Input	
dBrA:	4.944 Vrms
dBrB:	4.944 Vrms
dBrA Offset:	0.000 dB
dBrB Offset:	3.000 dB
dB SPL1:	4.944 Vrms
dB SPL2:	4.944 Vrms
dB SPL1 Calibrator Level:	60.000 dB SPL
dB SPL2 Calibrator Level:	50.000 dB SPL



## Sequence Report



dBm (Input Power):	600.0 ohm
W(watts) (Input Power):	8.000 ohm
• DCX	
DCX is not detected.	
• Clocks	
Output Rate:	Track Output SR
Sync Out Level:	3.300 V
Sync Out Polarity:	Normal
Timebase Reference:	Internal
Jitter:	Disabled
• Triggers	
Source:	Off
Input Logic Level:	3.300 V
Edge:	Rising



## Sequence Report



SIG 4 - 48khz Jitter : 48khz J-Test (Jitter)

Waveform: J-test\_48k\_PCM24\_LR.wav

Bit Exact: True

Start Offset (sec): 0.000 s

Secondary Source: None

Measured 1 21/11/2023 12:06:48

Acquisition Type: Auto

Trigger: Free Run

Delay Time: 500.0 ms

Input Bandwidth: Use Signal Path

FFT Length: 1248000

Averaging: Power

Averages: 3

Window: AP-Equiripple

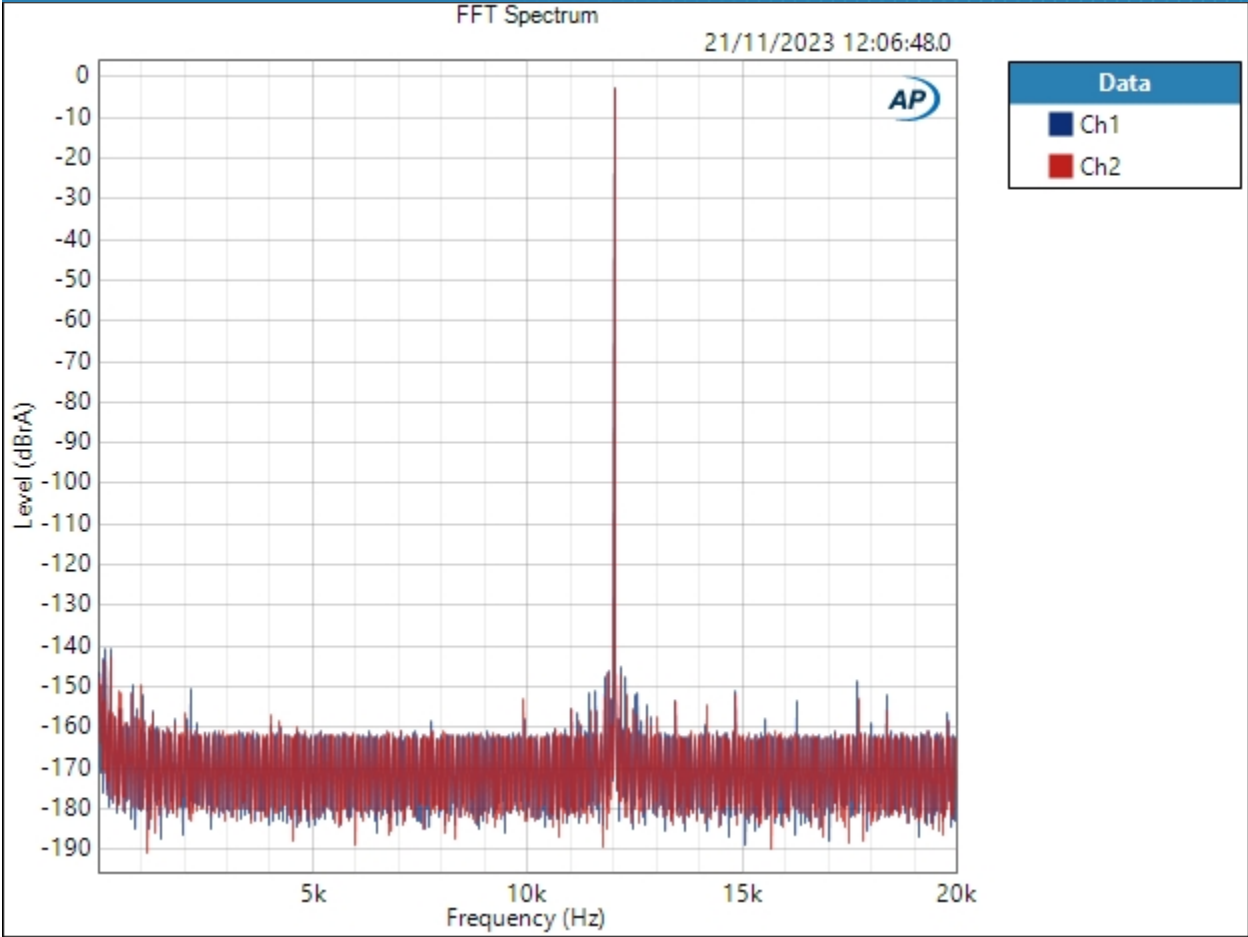
Record Acquisition: False

Recording Type: Multiple Mono PCM (.wav)

FFT Spectrum (21/11/2023 12:06:48.096)



# Sequence Report AP



Result: ✔ PASSED





## Sequence Report



### SIG 5 - Bandwidth (192khz) : Signal Path Setup

Output Connector:	ASIO
Asio Device:	ASIO4ALL v2
Scaling Mode:	Digital
Output Sample Rate:	192.000 kHz
Output Latency:	Auto
Buffer Size:	2048
Clock Source:	Big Ben
Input 1:	Analog Balanced
Measure:	Auto
Channels:	Custom (2 Channels)
Ch1	Data from Ch1, Sensitivity = 0.00 dB, Gain = 0.00 dB
Ch2	Data from Ch2, Sensitivity = 0.00 dB, Gain = 0.00 dB
Input Bandwidth:	AC (<10 Hz) - 90k (192 kHz SR)
Input EQ:	None
Termination:	200 kohm
High Performance Sine Analyzer:	Enabled
Input 2:	None
Device Delay:	0.000 s
• References	
dBr G:	-20.000 dBFS
Shared Frequency Reference:	1.00000 kHz
Analog Input	
dBrA:	4.944 Vrms
dBrB:	4.944 Vrms
dBrA Offset:	0.000 dB
dBrB Offset:	3.000 dB
dBSPL1:	4.944 Vrms
dBSPL2:	4.944 Vrms
dBSPL1 Calibrator Level:	60.000 dB SPL
dBSPL2 Calibrator Level:	50.000 dB SPL



## Sequence Report



dBm (Input Power):	600.0 ohm
W(watts) (Input Power):	8.000 ohm
• DCX	
DCX is not detected.	
• Clocks	
Output Rate:	Track Output SR
Sync Out Level:	3.300 V
Sync Out Polarity:	Normal
Timebase Reference:	Internal
Jitter:	Disabled
• Triggers	
Source:	Off
Input Logic Level:	3.300 V
Edge:	Rising



## Sequence Report



SIG 5 - Bandwidth (192khz) : 90khz Bandwidth

Start Frequency: 20.0000 Hz

Stop Frequency: 90.0000 kHz

Generator Level: -3.000 dBFS

DC Offset: 0.000 D

EQ: None

Pre-Sweep: 500.0 ms

Sweep: 5.000 s

Extend Acquisition By: 500.0 ms

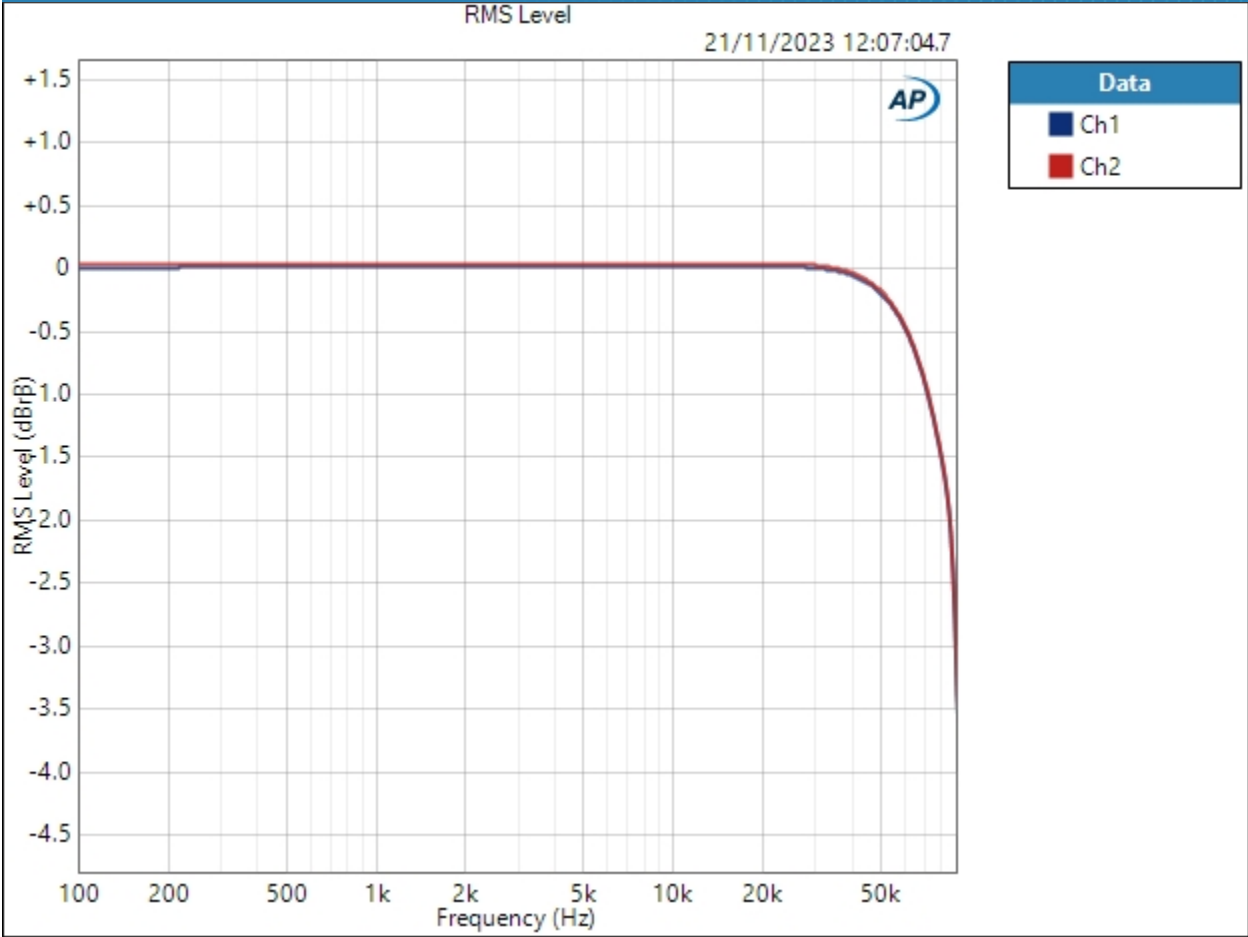
Secondary Source: None

Measured 1 21/11/2023 12:07:04

RMS Level (21/11/2023 12:07:04.782)



# Sequence Report AP



Result: ✔ PASSED



## Sequence Report



### SIG 6 - THD and Phase vs Frequency : Signal Path Setup

Output Connector:	ASIO
Asio Device:	ASIO4ALL v2
Scaling Mode:	Digital
Output Sample Rate:	44.1000 kHz
Output Latency:	Auto
Buffer Size:	2048
Clock Source:	Big Ben
Input 1:	Analog Balanced
Measure:	Auto
Channels:	Custom (2 Channels)
Ch1	Data from Ch1, Sensitivity = 0.00 dB, Gain = 0.00 dB
Ch2	Data from Ch2, Sensitivity = 0.00 dB, Gain = 0.00 dB
Input Bandwidth:	AC (<10 Hz) - 90k (192 kHz SR)
Input EQ:	None
Termination:	200 kohm
High Performance Sine Analyzer:	Enabled
Input 2:	None
Device Delay:	0.000 s
• References	
dBr G:	-20.000 dBFS
Shared Frequency Reference:	1.00000 kHz
Analog Input	
dBrA:	4.944 Vrms
dBrB:	4.944 Vrms
dBrA Offset:	0.000 dB
dBrB Offset:	3.000 dB
dB SPL1:	4.944 Vrms
dB SPL2:	4.944 Vrms
dB SPL1 Calibrator Level:	60.000 dB SPL
dB SPL2 Calibrator Level:	50.000 dB SPL



## Sequence Report



dBm (Input Power):	600.0 ohm
W(watts) (Input Power):	8.000 ohm
• DCX	
DCX is not detected.	
• Clocks	
Output Rate:	Track Output SR
Sync Out Level:	3.300 V
Sync Out Polarity:	Normal
Timebase Reference:	Internal
Jitter:	Disabled
• Triggers	
Source:	Off
Input Logic Level:	3.300 V
Edge:	Rising



## Sequence Report



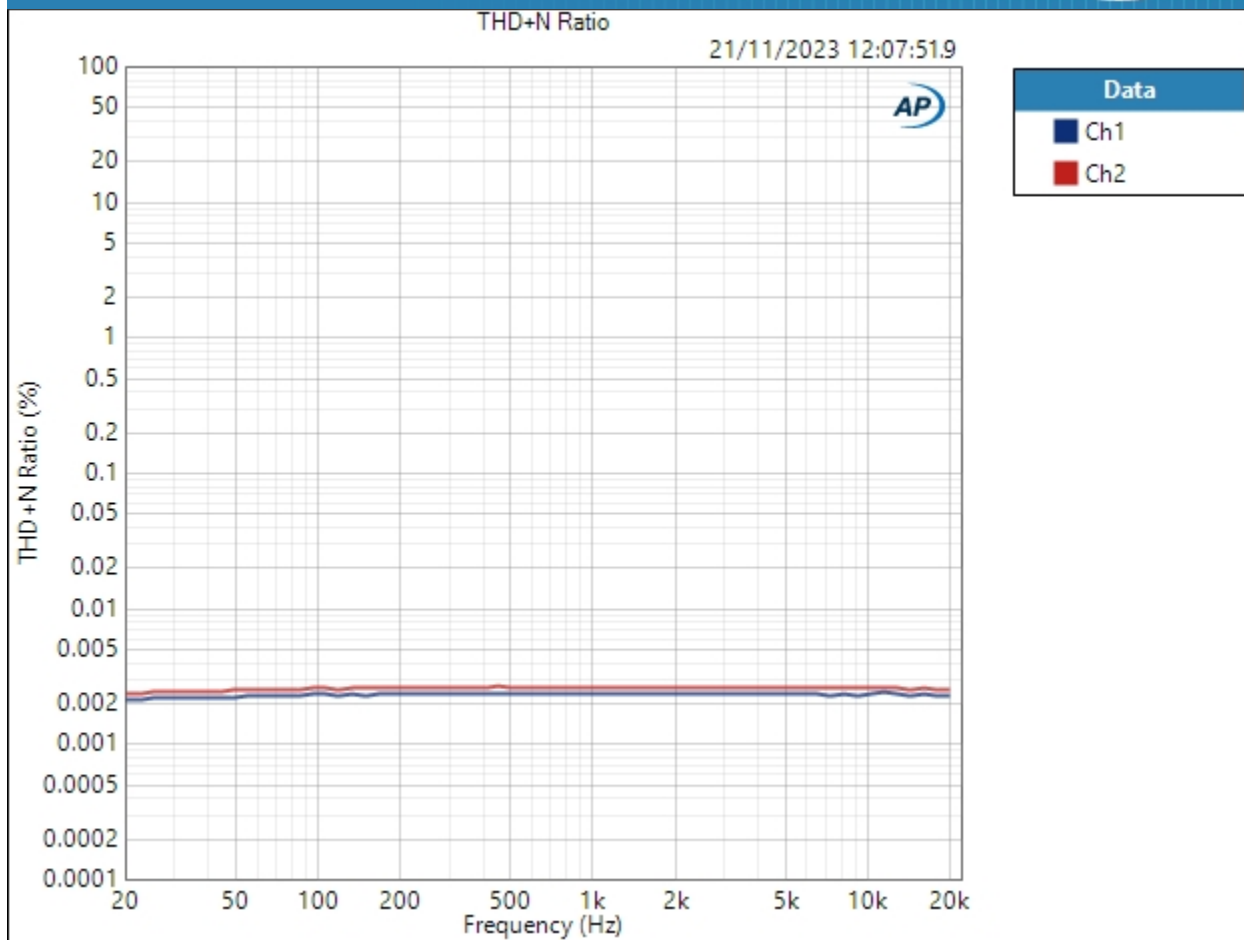
SIG 6 - THD and Phase vs Frequency : THD+N vs frequency (AES 40khz filter)

Waveform:	Sine
Generator Level:	-0.000 dBFS
DC Offset:	0.000 D
EQ:	None
Start Frequency:	22.0059 kHz
Stop Frequency:	20.0000 Hz
Step Type:	Logarithmic
Number of Points:	64
High-pass Filter:	Elliptic
High-pass Frequency:	20 Hz
Low-pass Filter:	Signal Path
Weighting Filter:	Signal Path
Phase Ref Channel:	Ch1
Measured 1	21/11/2023 12:07:51

THD+N Ratio (21/11/2023 12:07:51.985)



# Sequence Report



Result: ✔ PASSED





## Sequence Report



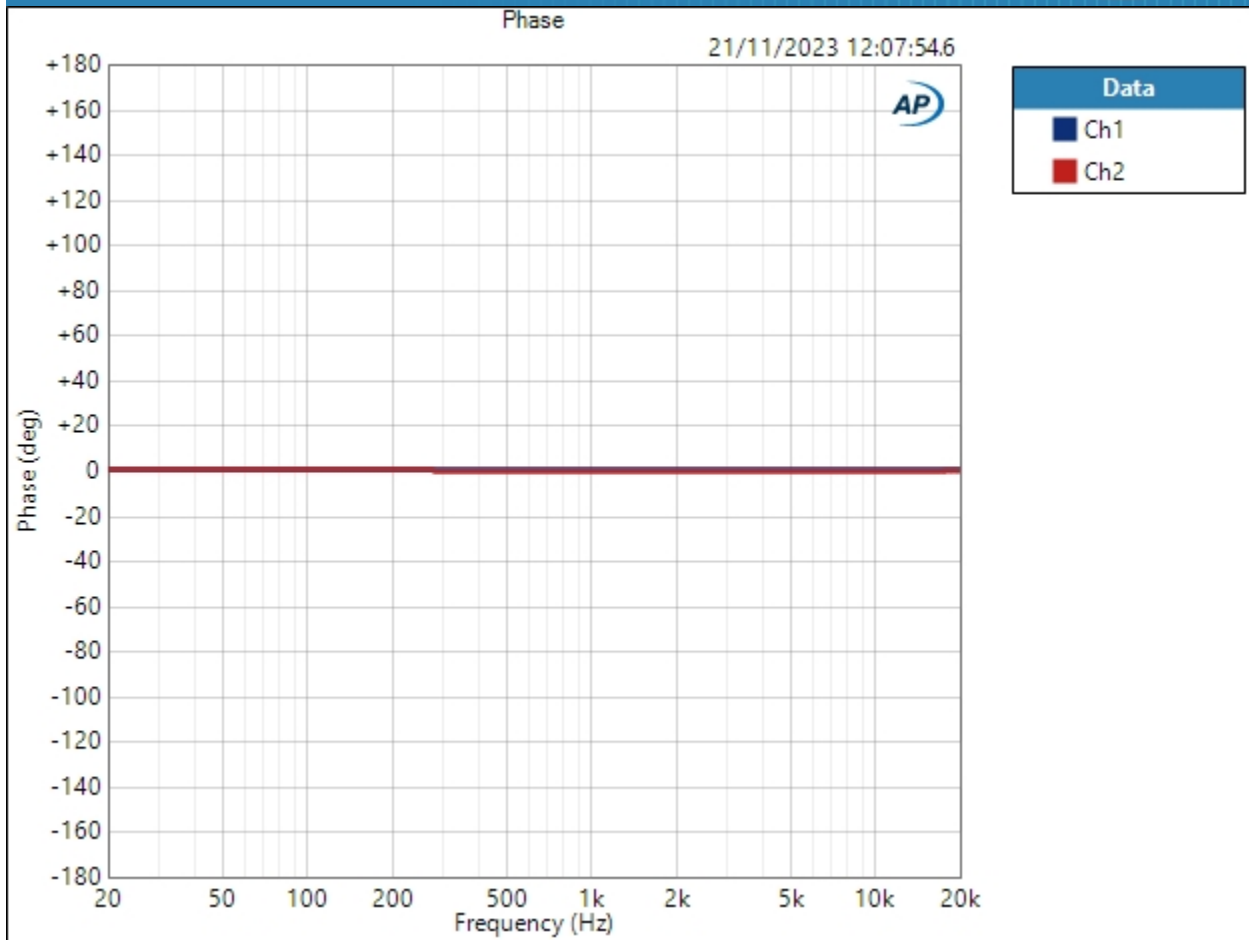
SIG 6 - THD and Phase vs Frequency : Interchannel Phase and Group Delay

Start Frequency: 20.0000 Hz  
Stop Frequency: 20.0000 kHz  
Generator Level: -20.000 dBFS  
DC Offset: 0.000 D  
EQ: None  
Pre-Sweep: 0.000 s  
Sweep: 350.0 ms  
Measured 1 21/11/2023 12:07:54  
Step Type: Log Chirp  
Extend Acquisition By: 50.00 ms  
Crosstalk Type: High speed  
Secondary Source: None

Phase (21/11/2023 12:07:54.633)



## Sequence Report



### Phase Parameters

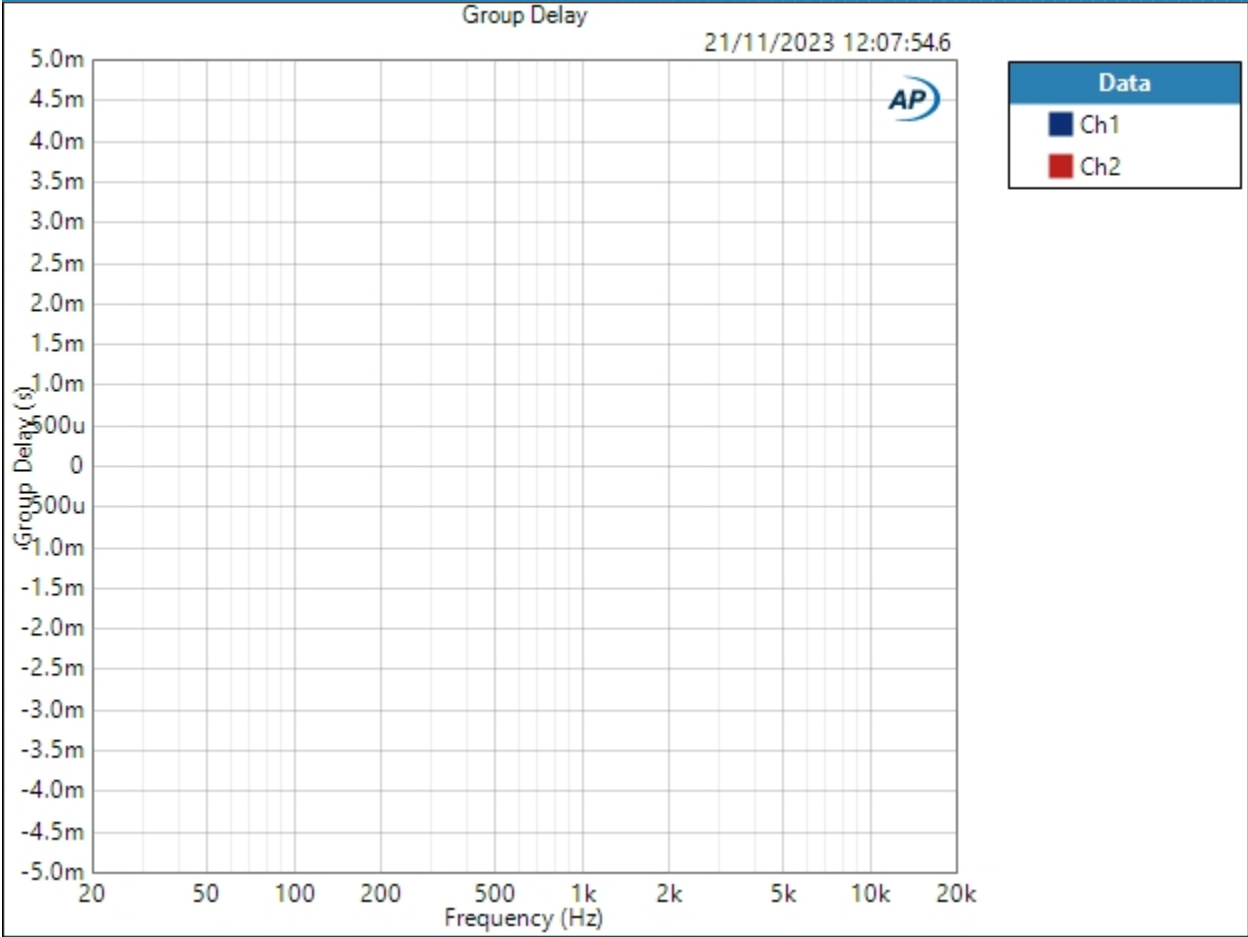
Mode: Relative to Ch1

Result: ✔ PASSED

Group Delay (21/11/2023 12:07:54.633)



# Sequence Report



Result: PASSED



## Sequence Report



### SIG 7 - Wideband and Intersample Overs : Signal Path Setup

Output Connector:	ASIO
Asio Device:	ASIO4ALL v2
Scaling Mode:	Digital
Output Sample Rate:	44.1000 kHz
Output Latency:	Auto
Buffer Size:	2048
Clock Source:	Big Ben
Input 1:	Analog Balanced
Measure:	Auto
Channels:	Auto (2 Channels)
Ch1	Data from Ch1, Sensitivity = 0.00 dB, Gain = 0.00 dB
Ch2	Data from Ch2, Sensitivity = 0.00 dB, Gain = 0.00 dB
Input Bandwidth:	AC (<10 Hz) - 1M (2.496 MHz SR)
Input EQ:	None
Termination:	200 kohm
High Performance Sine Analyzer:	Disabled
Input 2:	None
Device Delay:	0.000 s
• References	
dBr G:	-20.000 dBFS
Shared Frequency Reference:	1.00000 kHz
Analog Input	
dBrA:	4.944 Vrms
dBrB:	4.944 Vrms
dBrA Offset:	0.000 dB
dBrB Offset:	3.000 dB
dB SPL1:	4.944 Vrms
dB SPL2:	4.944 Vrms
dB SPL1 Calibrator Level:	60.000 dB SPL
dB SPL2 Calibrator Level:	50.000 dB SPL



## Sequence Report



dBm (Input Power):	600.0 ohm
W(watts) (Input Power):	8.000 ohm
• DCX	
DCX is not detected.	
• Clocks	
Output Rate:	Track Output SR
Sync Out Level:	3.300 V
Sync Out Polarity:	Normal
Timebase Reference:	Internal
Jitter:	Disabled
• Triggers	
Source:	Off
Input Logic Level:	3.300 V
Edge:	Rising



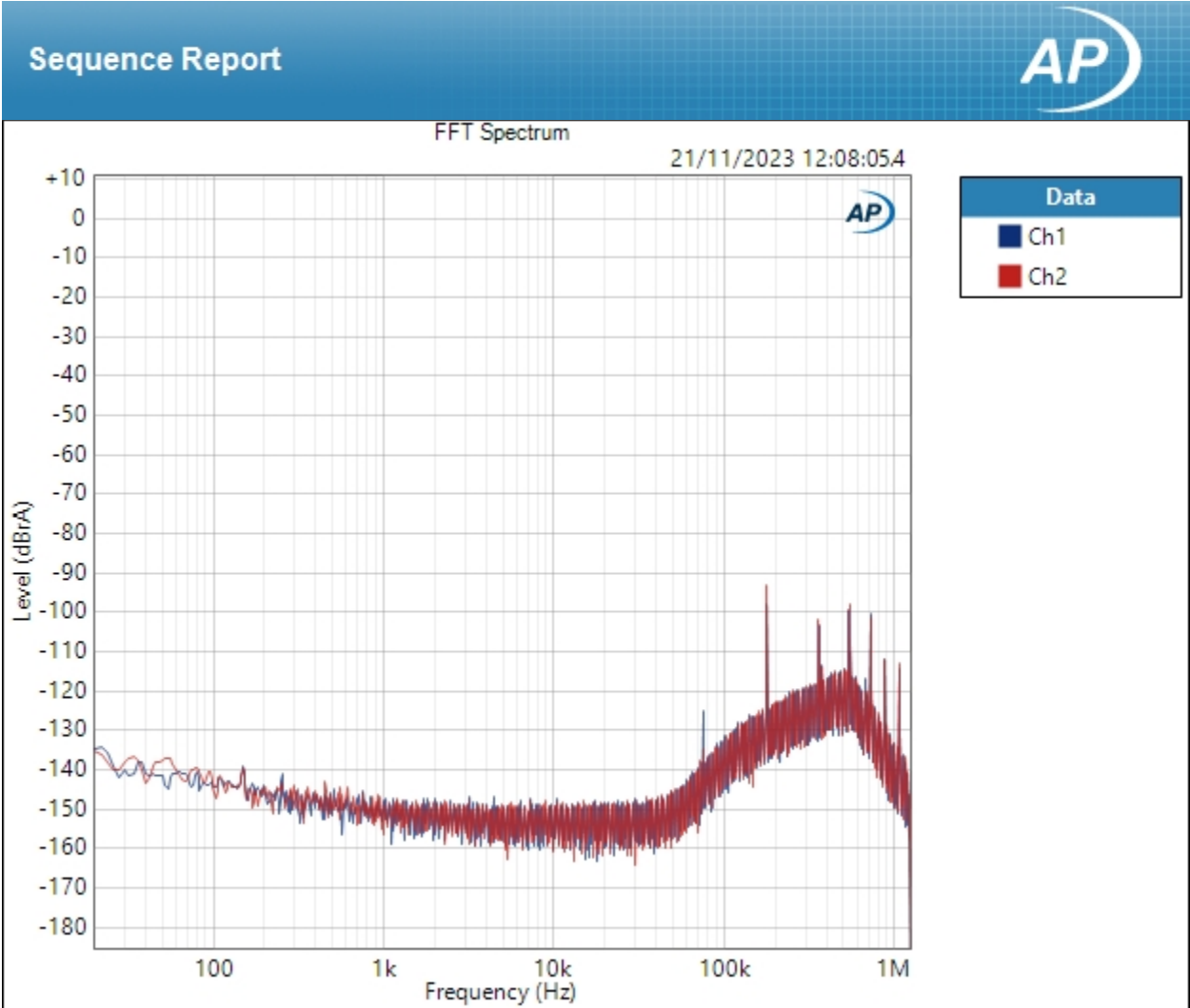
## Sequence Report



SIG 7 - Wideband and Intersample Overs : Wideband idle noise

Waveform: Sine  
Generator Level:  $-\infty$  dBFS  
DC Offset: 0.000 D  
Frequency: 1.00000 kHz  
Secondary Source: None  
Measured 1: 21/11/2023 12:08:05  
Acquisition Type: Auto  
Trigger: Free Run  
Delay Time: 250.0 ms  
Input Bandwidth: Use Signal Path  
FFT Length: 1248000  
Averaging: Power  
Averages: 6  
Window: AP-Equiripple  
Record Acquisition: False  
Recording Type: Multiple Mono PCM (.wav)

FFT Spectrum (21/11/2023 12:08:05.460)



Result: PASSED



## Sequence Report

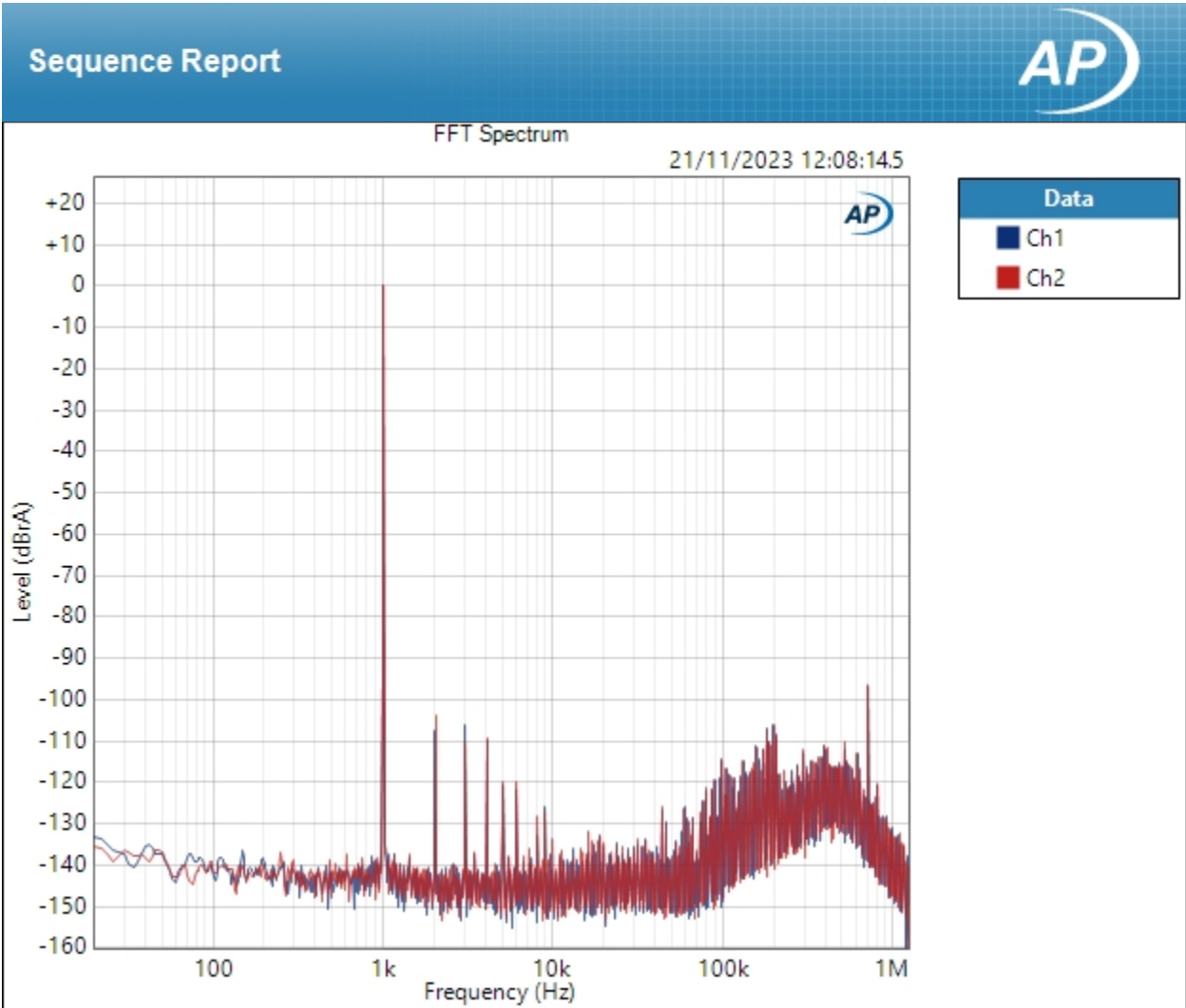


SIG 7 - Wideband and Intersample Overs : 1khz 0dbfs wideband

Waveform: Sine  
Generator Level: -0.000 dBFS  
DC Offset: 0.000 D  
Frequency: 1.00000 kHz  
Secondary Source: None  
Measured 1 21/11/2023 12:08:14  
Acquisition Type: Auto  
Trigger: Free Run  
Delay Time: 250.0 ms  
Input Bandwidth: Use Signal Path  
FFT Length: 1248000  
Averaging: Power  
Averages: 6  
Window: AP-Equiripple  
Record Acquisition: False  
Recording Type: Multiple Mono PCM (.wav)

FFT Spectrum (21/11/2023 12:08:14.510)





Result: PASSED



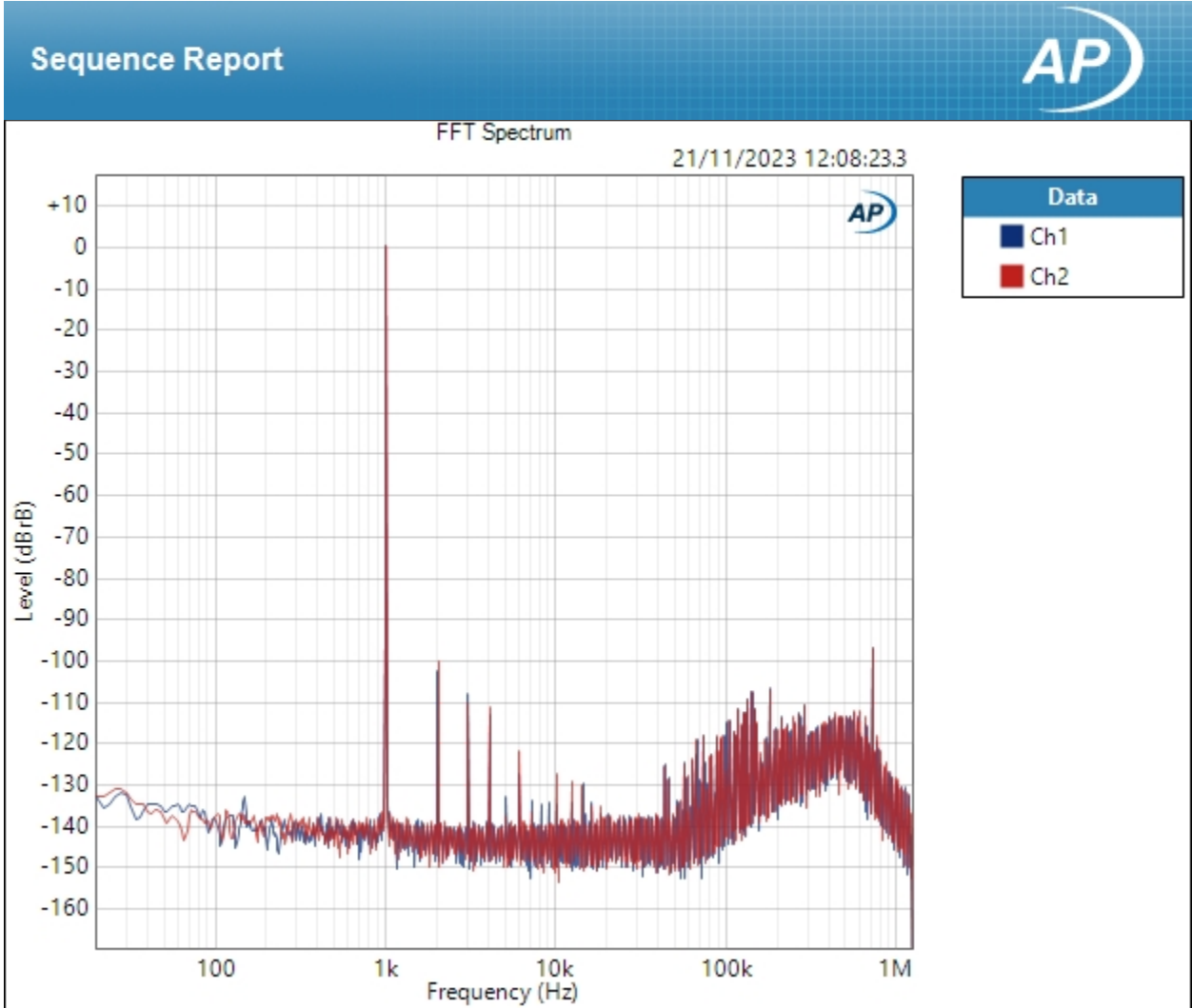
## Sequence Report



SIG 7 - Wideband and Intersample Overs : 1khz -3dbfs wideband

Waveform: Sine  
Generator Level: -3.000 dBFS  
DC Offset: 0.000 D  
Frequency: 1.00000 kHz  
Secondary Source: None  
Measured 1 21/11/2023 12:08:23  
Acquisition Type: Auto  
Trigger: Free Run  
Delay Time: 250.0 ms  
Input Bandwidth: Use Signal Path  
FFT Length: 1248000  
Averaging: Power  
Averages: 6  
Window: AP-Equiripple  
Record Acquisition: False  
Recording Type: Multiple Mono PCM (.wav)

FFT Spectrum (21/11/2023 12:08:23.371)



Result: ✔ PASSED



## Sequence Report



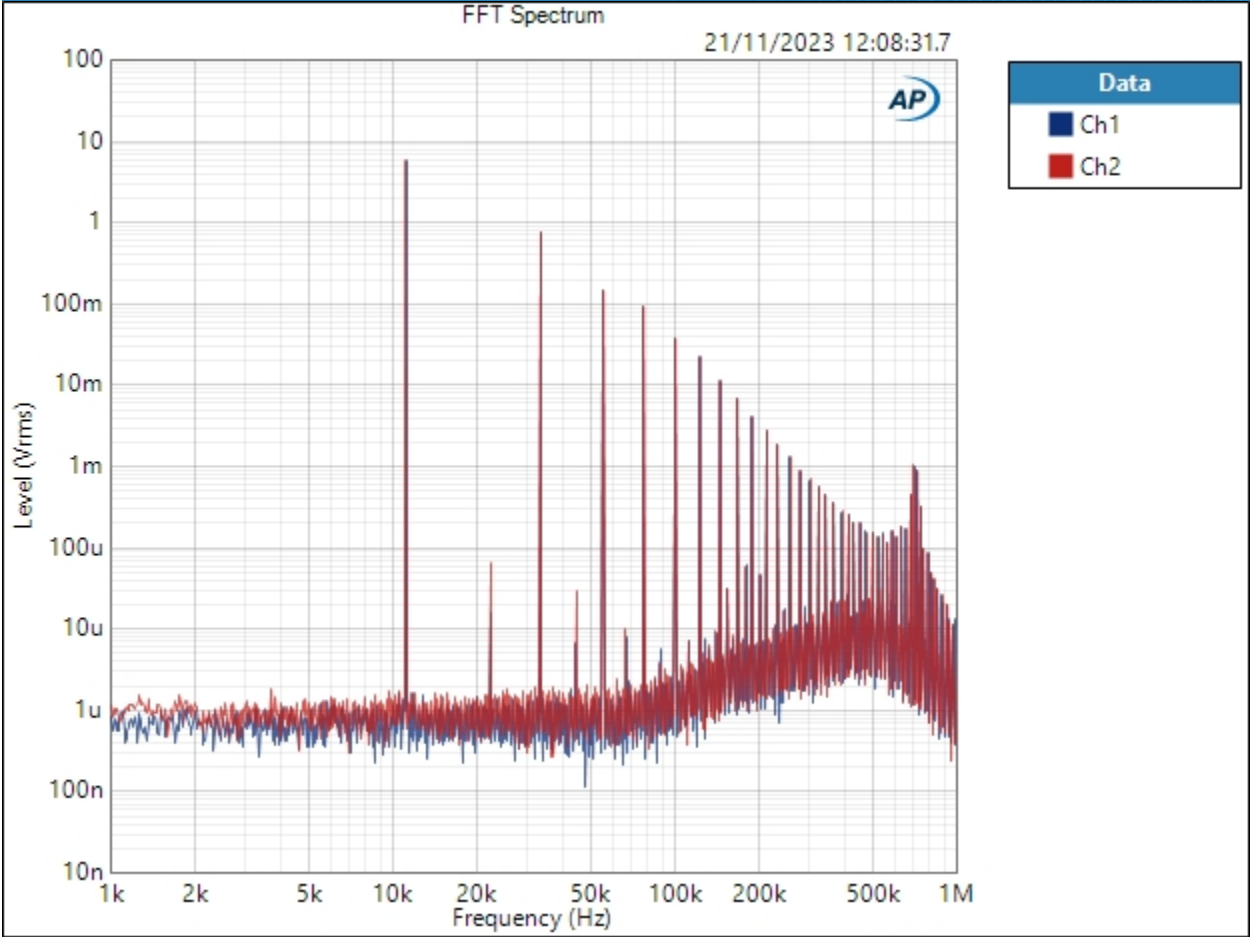
SIG 7 - Wideband and Intersample Overs : Intersample Overs (+3dB)

Waveform: Intersample overs +3dB.wav  
Bit Exact: True  
Start Offset (sec): 0.000 s  
Secondary Source: None  
Measured 1: 21/11/2023 12:08:31  
Acquisition Type: Auto  
Trigger: Free Run  
Delay Time: 1.000 s  
Input Bandwidth: Use Signal Path  
FFT Length: 262144  
Averaging: Power  
Averages: 4  
Window: AP-Equiripple  
Record Acquisition: False  
Recording Type: Multiple Mono PCM (.wav)

FFT Spectrum (21/11/2023 12:08:31.715)



# Sequence Report AP

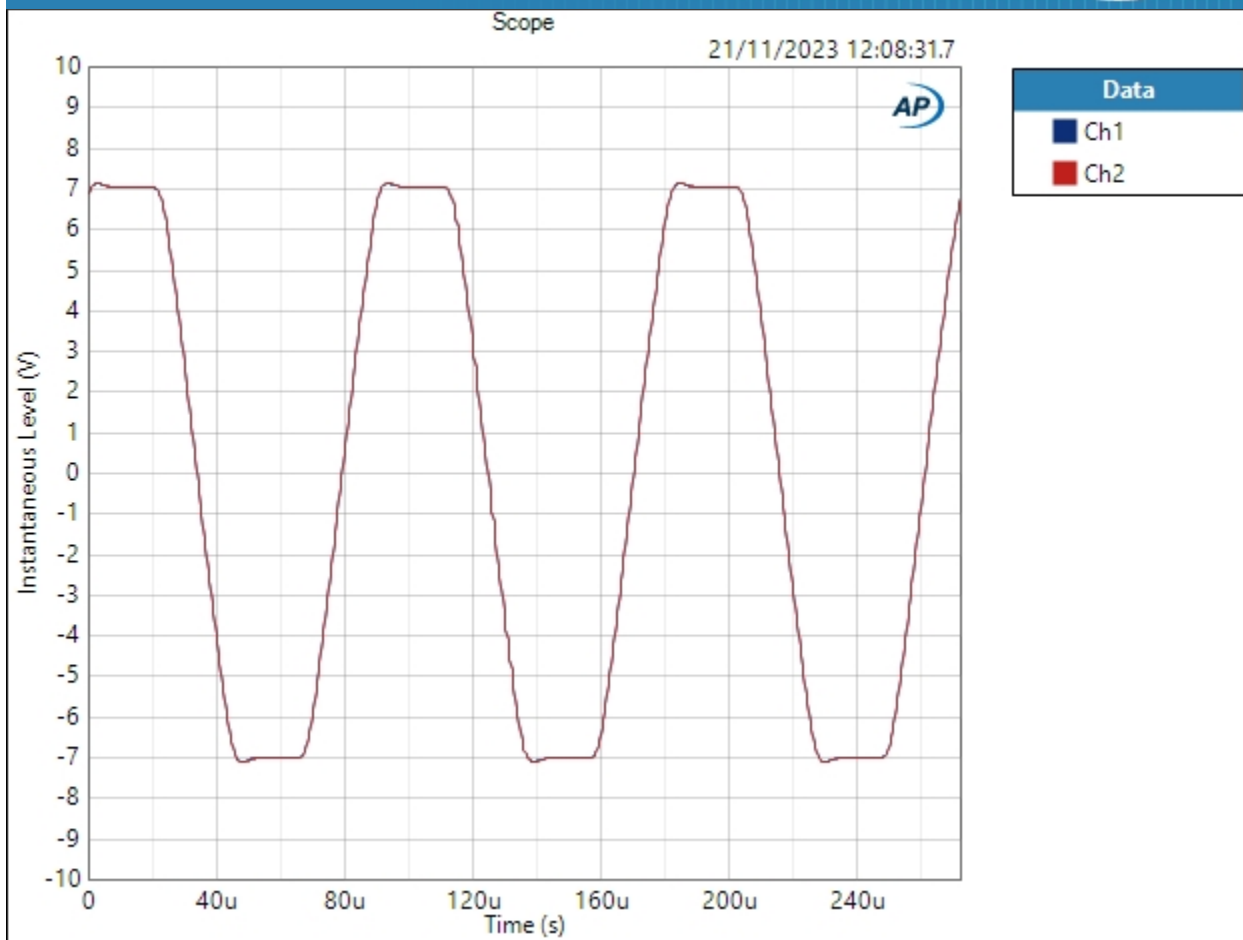


Result: ✔ PASSED

Scope (21/11/2023 12:08:31.715)



## Sequence Report



Scope Parameters

Interpolated: On

Result: PASSED



## Sequence Report



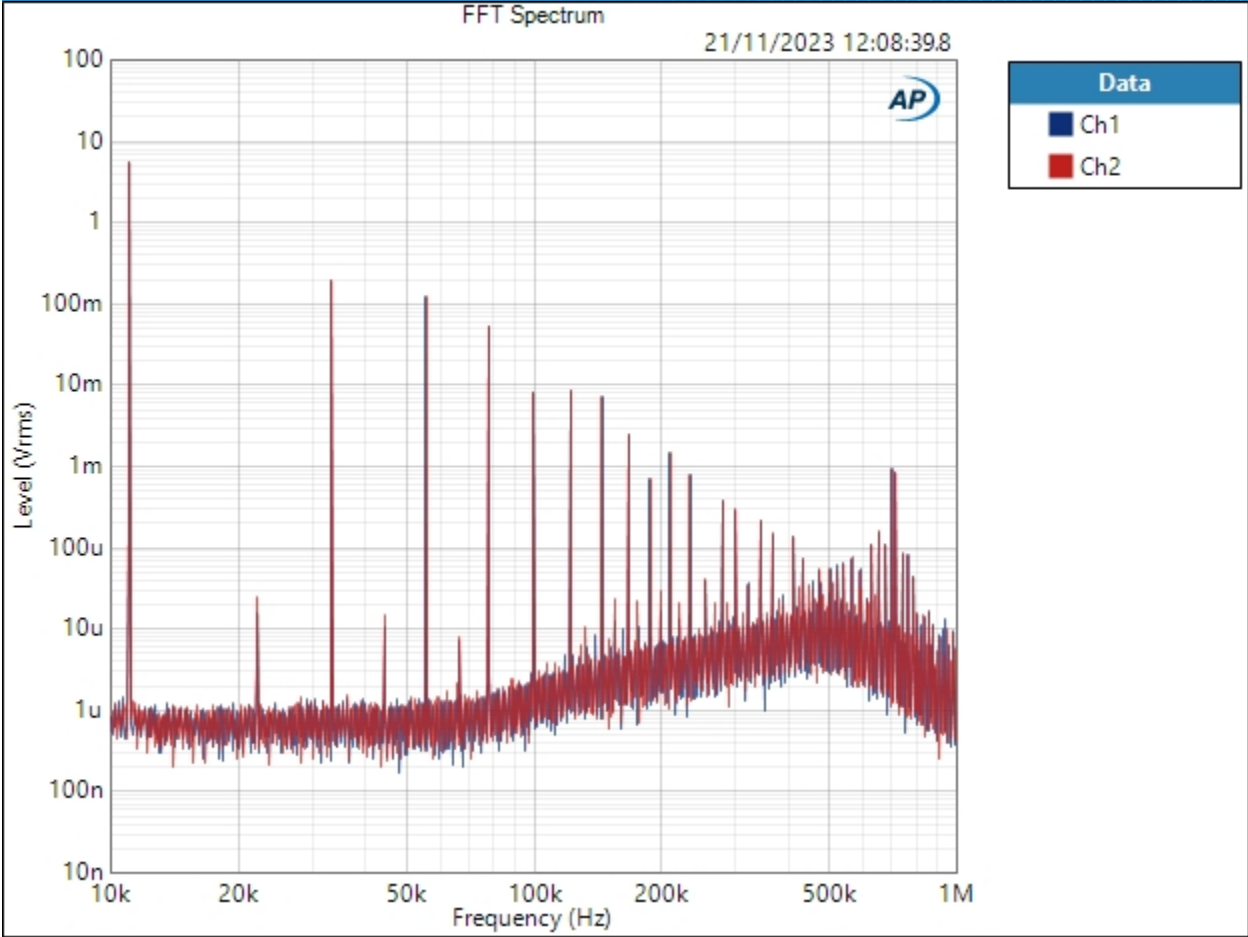
SIG 7 - Wideband and Intersample Overs : Intersample Overs (+1dB)

Waveform: Intersample Overs +1dB.wav  
Bit Exact: True  
Start Offset (sec): 0.000 s  
Secondary Source: None  
Measured 1: 21/11/2023 12:08:39  
Acquisition Type: Auto  
Trigger: Free Run  
Delay Time: 1.000 s  
Input Bandwidth: Use Signal Path  
FFT Length: 262144  
Averaging: Power  
Averages: 4  
Window: AP-Equiripple  
Record Acquisition: False  
Recording Type: Multiple Mono PCM (.wav)

FFT Spectrum (21/11/2023 12:08:39.813)



# Sequence Report AP



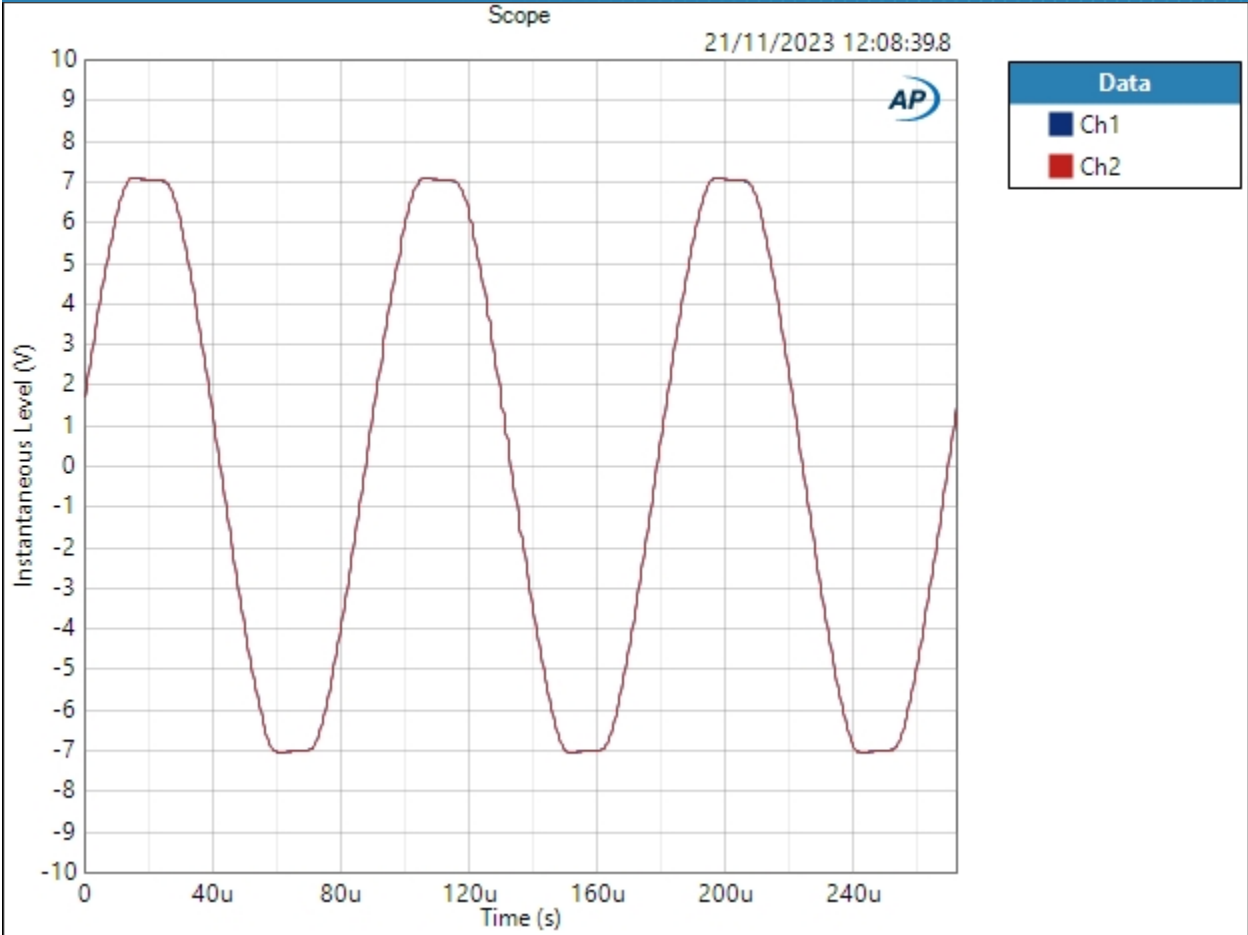
Result: ✔ PASSED

Scope (21/11/2023 12:08:39.813)





# Sequence Report AP



Scope Parameters

Interpolated: On

Result: ✔ PASSED



## Sequence Report



### SIG 8 - Multitone : Signal Path Setup

Output Connector:	ASIO
Asio Device:	ASIO4ALL v2
Scaling Mode:	Digital
Output Sample Rate:	192.000 kHz
Output Latency:	Auto
Buffer Size:	2048
Clock Source:	Big Ben
Input 1:	Analog Balanced
Measure:	Auto
Channels:	Custom (2 Channels)
Ch1	Data from Ch1, Sensitivity = 0.00 dB, Gain = 0.00 dB
Ch2	Data from Ch2, Sensitivity = 0.00 dB, Gain = 0.00 dB
Input Bandwidth:	AC (<10 Hz) - 90k (192 kHz SR)
Input EQ:	None
Termination:	200 kohm
High Performance Sine Analyzer:	Enabled
Input 2:	None
Device Delay:	0.000 s
• References	
dBr G:	-20.000 dBFS
Shared Frequency Reference:	1.00000 kHz
Analog Input	
dBrA:	4.160 Vrms
dBrB:	4.160 Vrms
dBrA Offset:	0.000 dB
dBrB Offset:	3.000 dB
dBSPL1:	4.160 Vrms
dBSPL2:	4.943 Vrms
dBSPL1 Calibrator Level:	60.000 dB SPL
dBSPL2 Calibrator Level:	21.500 dB SPL



## Sequence Report



dBm (Input Power):	600.0 ohm
W(watts) (Input Power):	8.000 ohm
• DCX	
DCX is not detected.	
• Clocks	
Output Rate:	Track Output SR
Sync Out Level:	3.300 V
Sync Out Polarity:	Normal
Timebase Reference:	Internal
Jitter:	Disabled
• Triggers	
Source:	Off
Input Logic Level:	3.300 V
Edge:	Rising



## Sequence Report



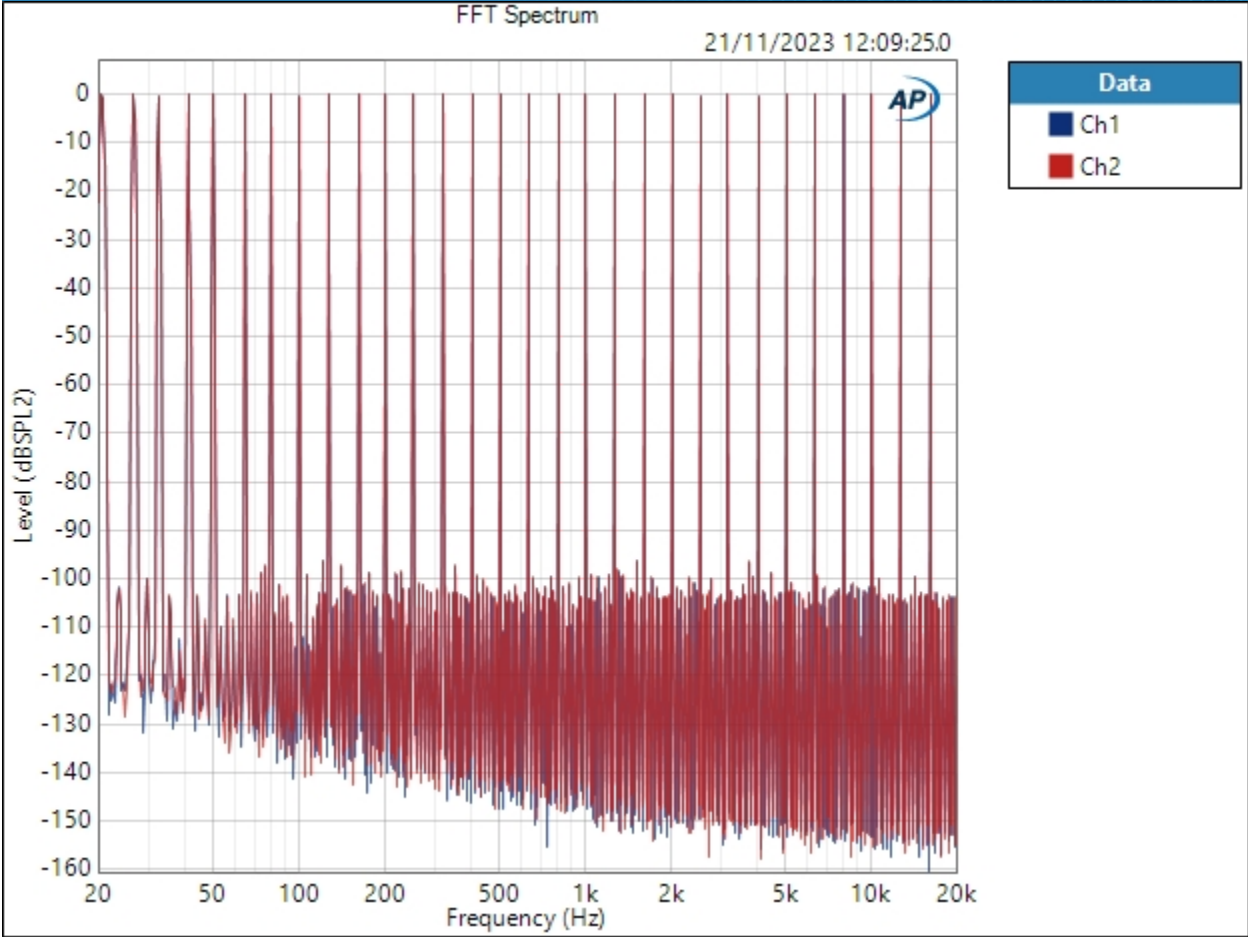
### SIG 8 - Multitone : 32 Tone Test

Waveform: APx555 Multitone 32 192 khz 24 bit.wav  
Bit Exact: True  
Start Offset (sec): 0.000 s  
Secondary Source: None  
Measured 1 21/11/2023 12:09:25  
Acquisition Type: Auto  
Trigger: Free Run  
Delay Time: 250.0 ms  
Input Bandwidth: Use Signal Path  
FFT Length: 1248000  
Averaging: Power  
Averages: 3  
Window: AP-Equiripple  
Record Acquisition: False  
Recording Type: Multiple Mono PCM (.wav)

FFT Spectrum (21/11/2023 12:09:25.056)



# Sequence Report

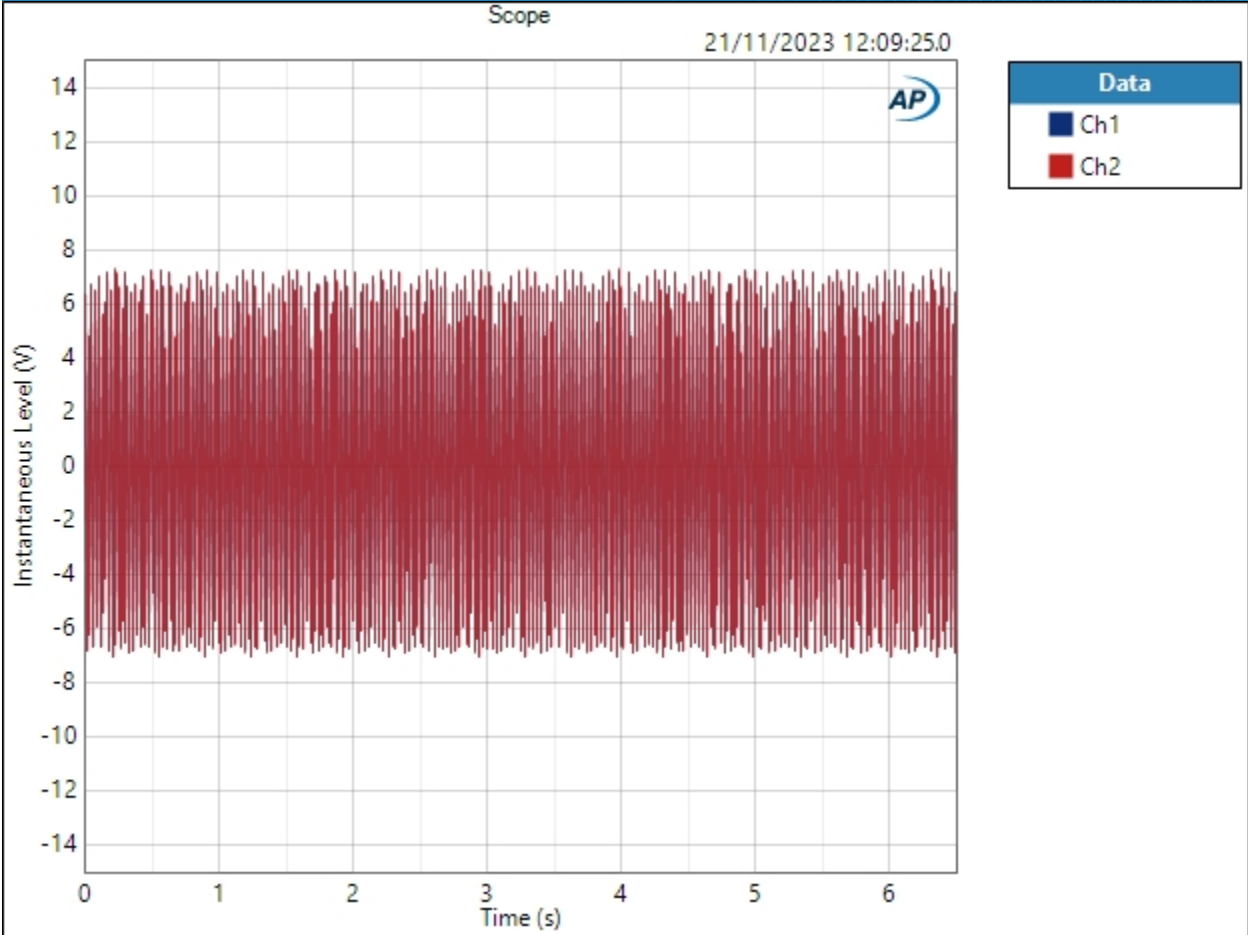


Result: ✔ PASSED

Scope (21/11/2023 12:09:25.056)



# Sequence Report



### Scope Parameters

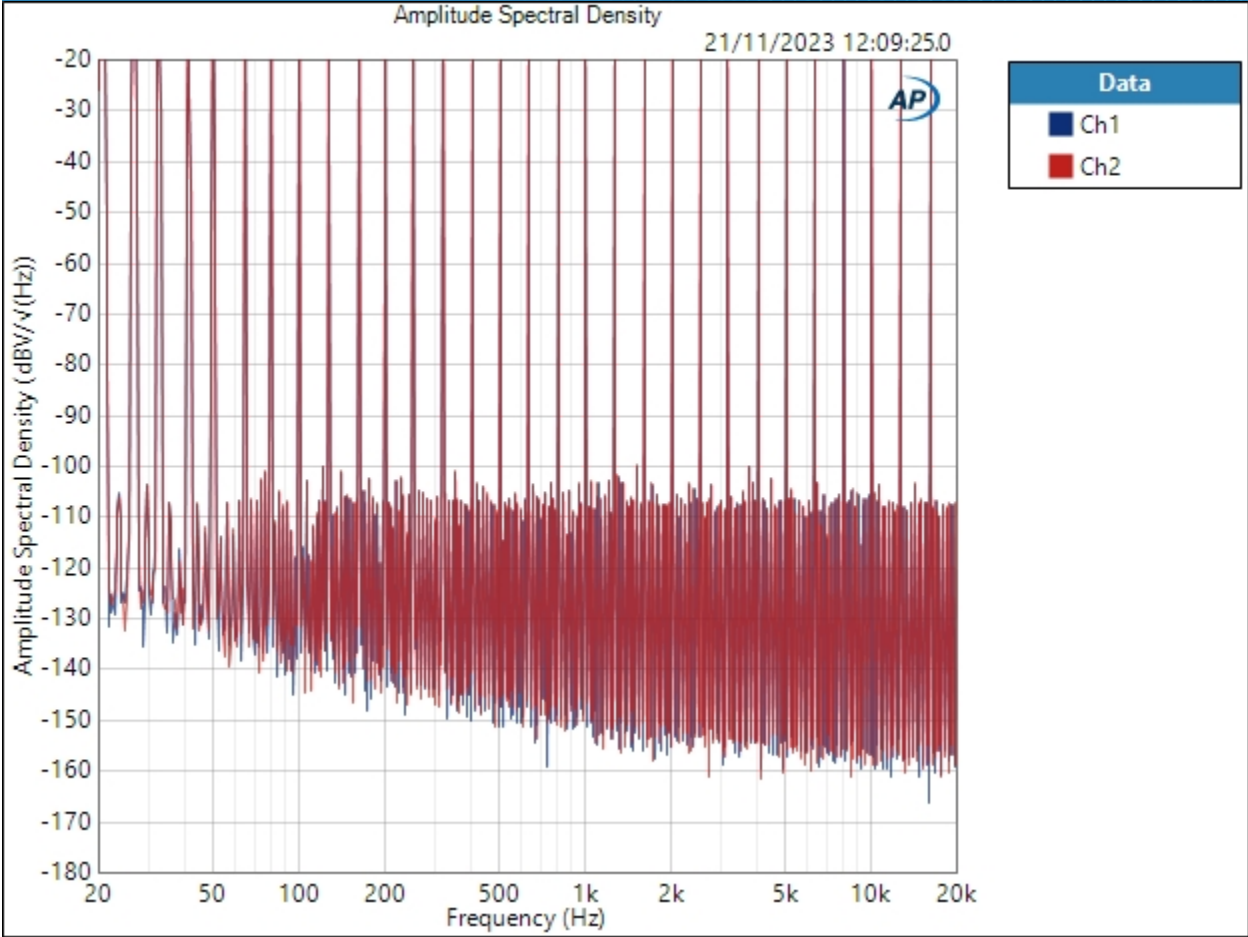
Interpolated: On

Result: ✔ PASSED

### Amplitude Spectral Density (21/11/2023 12:09:25.056)



# Sequence Report AP

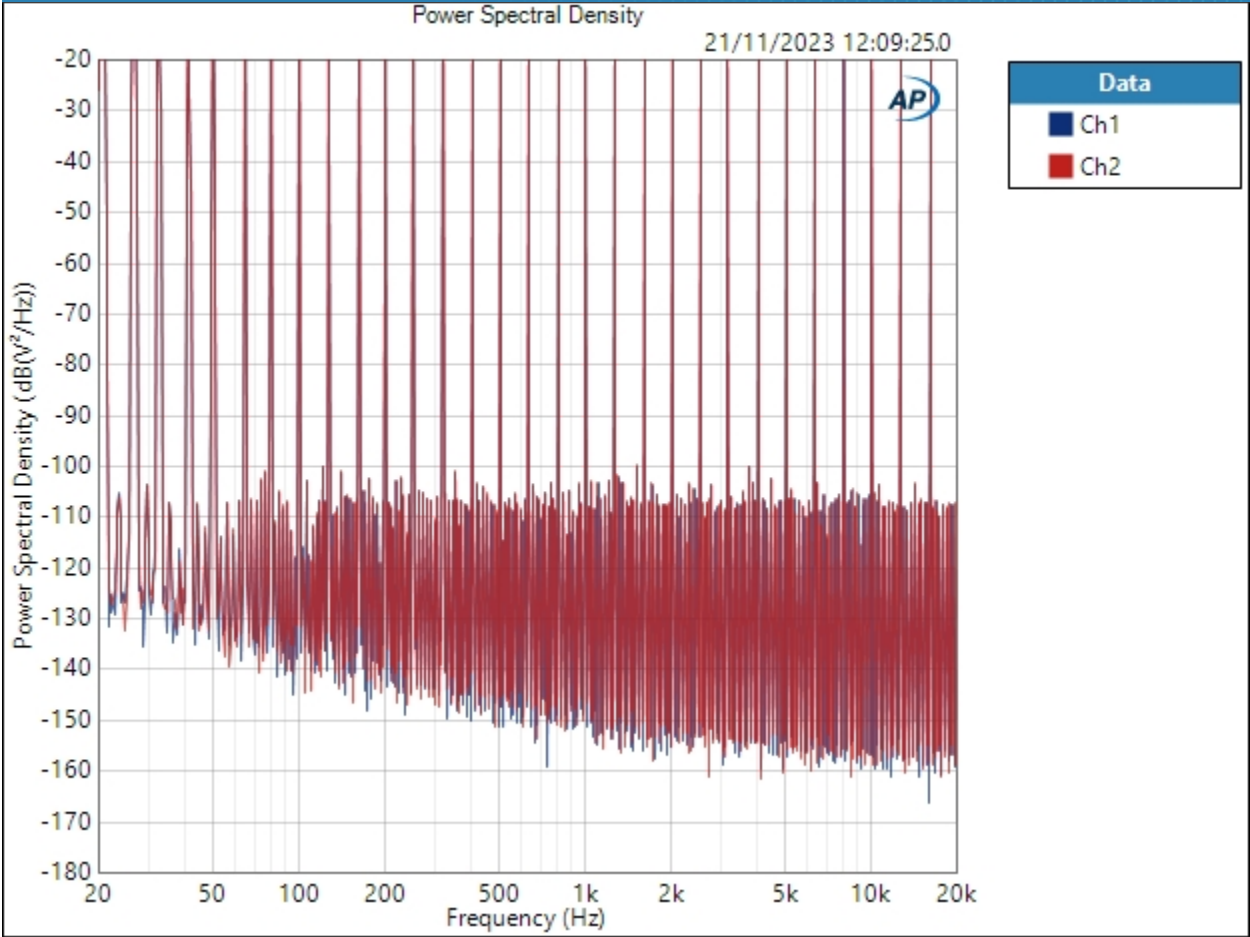


Result: ✔ PASSED

Power Spectral Density (21/11/2023 12:09:25.056)



# Sequence Report



Result: PASSED